

# Penrith Race 1 Distance 1720m

Thursday, 21 May 2026


Gross Time: 2:08.00 MileRate: 1:59.80 LeadTime: 7.50s First Qtr: 31.10s Second Qtr: 32.00s Third Qtr: 28.80s Fourth Qtr: 28.60s

DATA TABLE: 800 / 400 Posi's are position from leader and (how wide the horse was at that position)

No	Horse	Plc	Mar	800 Posi	400 Posi	Time	3rd Qtr	4th Qt
6	EYEKNOW	1	0.0m	6.7m (1)	5.6m (2)	2:08.00	28.72s	28.20s
4	PETES BIG JIM	2	1.5m	0.0m (0)	0.0m (0)	2:08.11	28.80s	28.71s
10	DAVOLAS LEGACY	3	1.9m	19.3m (1)	14.0m (2)	2:08.14	28.42s	27.74s
2	DILETTO	4	2.4m	12.3m (0)	10.1m (0)	2:08.18	28.64s	28.06s
1	KATLAS DREAM	5	5.4m	4.2m (0)	3.9m (0)	2:08.41	28.78s	28.73s
8	GOODTIME BRAVO	6	5.5m	8.7m (2)	1.1m (2)	2:08.41	28.26s	28.93s
3	STELLINA	7	5.9m	2.2m (1)	2.0m (1)	2:08.44	28.78s	28.90s
9	ROCKSIE ROCK	8	6.0m	14.5m (1)	10.1m (2)	2:08.45	28.48s	28.33s
5	NITRO DANNY	9	7.8m	16.8m (0)	14.3m (0)	2:08.59	28.62s	28.17s
7	CHARLIES ACE	10	9.9m	8.4m (0)	7.3m (1)	2:08.74	28.72s	28.82s

## Finish Position and metres gained

First Arrow shows distance gain/loss from 2nd Qtr to 3rd Qtr, Second Arrow shows distance gain/loss from 3rd Qtr to Finish  
Blue arrow indicates best gain in these quarters.



800

Visual positions in race at 2nd Quarter



400

Visual positions in race at 3rd Quarter



# Penrith Race 2 Distance 1720m

Thursday, 21 May 2026

Gross Time: 2:02.90 MileRate: 1:55.00 LeadTime: 7.40s First Qtr: 28.80s Second Qtr: 29.20s Third Qtr: 28.40s Fourth Qtr: 29.10s

DATA TABLE: 800 / 400 Posi's are position from leader and (how wide the horse was at that position)

No	Horse	Plc	Mar	800 Posi	400 Posi	Time	3rd Qtr	4th Qt
2	HAPPY TOO YA	1	0.0m	0.0m (0)	0.0m (0)	2:02.90	28.40s	29.10s
5	KEAYANG SANTIAGO	2	2.9m	4.0m (0)	4.5m (0)	2:03.12	28.44s	29.00s
6	THE CID	3	6.7m	2.3m (1)	2.8m (1)	2:03.41	28.44s	29.41s
4	HEAVENLY REASON	4	10.1m	10.8m (1)	12.6m (0)	2:03.67	28.54s	28.97s
1	BLACKJACK BART	5	10.9m	8.5m (0)	17.4m (0)	2:03.73	29.04s	28.69s
3	GIVE ME A MINUTE	6	12.6m	6.8m (1)	7.8m (1)	2:03.86	28.48s	29.50s
8	BARA RILEY	7	12.9m	17.3m (0)	21.3m (1)	2:03.88	28.70s	28.56s
9	SMOKESCREEN	8	14.3m	15.0m (1)	17.4m (1)	2:03.99	28.58s	28.95s
7	BOULEVARDOFDREAMS	9	17.2m	13.0m (0)	22.1m (0)	2:04.21	29.06s	28.83s

## Finish Position and metres gained

First Arrow shows distance gain/loss from 2nd Qtr to 3rd Qtr, Second Arrow shows distance gain/loss from 3rd Qtr to Finish  
Blue arrow indicates best gain in these quarters.



800

Visual positions in race at 2nd Quarter



400

Visual positions in race at 3rd Quarter



# Penrith Race 3 Distance 1720m

Thursday, 21 May 2026

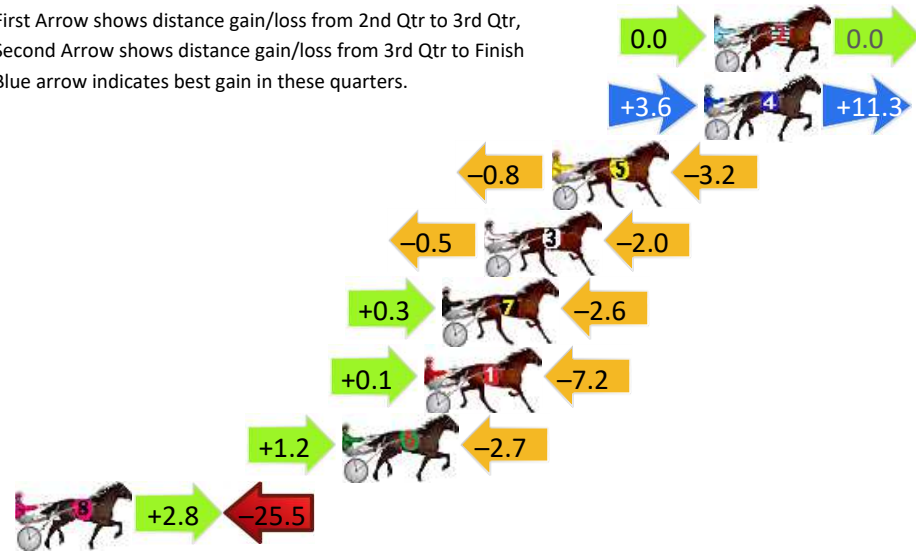
Gross Time: 2:04.20 MileRate: 1:56.20 LeadTime: 7.50s First Qtr: 29.80s Second Qtr: 28.90s Third Qtr: 29.10s Fourth Qtr: 28.90s

DATA TABLE: 800 / 400 Posi's are position from leader and (how wide the horse was at that position)

NoHorse	Plc	Mar	800 Posi	400 Posi	Time	3rd Qtr	4th Qt
2 THE METAL FLYER	1	0.0m	0.0m (0)	0.0m (0)	2:04.20	29.10s	28.90s
4 FIRE FOX	2	0.4m	15.3m (1)	11.7m (2)	2:04.23	28.84s	28.09s
5 MAJOR ICON	3	6.5m	2.5m (1)	3.3m (1)	2:04.69	29.16s	29.15s
3 ROCKNROLL GIG	4	9.2m	6.7m (1)	7.2m (1)	2:04.90	29.14s	29.08s
7 ONE FOR THE RODI	5	10.9m	8.6m (0)	8.3m (0)	2:05.03	29.08s	29.13s
1 RICK REILLY	6	11.6m	4.5m (0)	4.4m (0)	2:05.08	29.10s	29.46s
6 THE GREEK GENERAL	7	14.9m	13.4m (0)	12.2m (1)	2:05.33	29.02s	29.15s
8 HEAVENLY WAGE	8	33.3m	10.6m (1)	7.8m (2)	2:06.73	28.90s	30.87s

## Finish Position and metres gained

First Arrow shows distance gain/loss from 2nd Qtr to 3rd Qtr, Second Arrow shows distance gain/loss from 3rd Qtr to Finish  
Blue arrow indicates best gain in these quarters.



8  
0  
0

Visual positions in race at 2nd Quarter



4  
0  
0

Visual positions in race at 3rd Quarter



# Penrith Race 4 Distance 1720m

Thursday, 21 May 2026

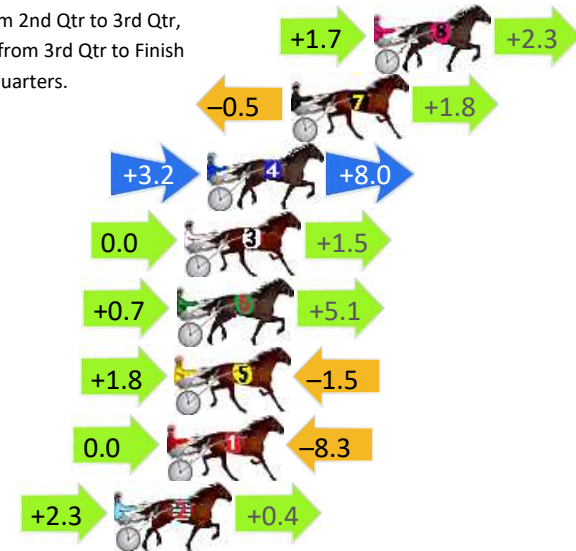
Gross Time: 2:03.70 MileRate: 1:55.70 LeadTime: 7.70s First Qtr: 29.50s Second Qtr: 29.70s Third Qtr: 28.30s Fourth Qtr: 28.50s

DATA TABLE: 800 / 400 Posi's are position from leader and (how wide the horse was at that position)

NoHorse	Plc	Mar	800 Posi	400 Posi	Time	3rd Qtr	4th Qt
8 DOUBLE IT HARRY	1	0.0m	4.0m (1)	2.3m (1)	2:03.70	28.18s	28.34s
7 LACEYS LAD	2	3.3m	4.6m (0)	5.1m (0)	2:03.95	28.34s	28.39s
4 ALTA SIERRA	3	6.7m	17.9m (1)	14.7m (1)	2:04.20	28.08s	27.96s
3 MICK DANGER	4	7.6m	9.1m (0)	9.1m (0)	2:04.27	28.30s	28.43s
6 PROMISING	5	7.9m	13.7m (0)	13.0m (0)	2:04.29	28.26s	28.17s
5 GIPSY PRINCESS	6	8.0m	8.3m (1)	6.5m (1)	2:04.30	28.18s	28.64s
1 AMERICAN HAMMER	7	8.3m	0.0m (0)	0.0m (0)	2:04.32	28.30s	29.12s
2 LIGHT ME UP	8	10.4m	13.1m (1)	10.8m (1)	2:04.48	28.14s	28.52s

## Finish Position and metres gained

First Arrow shows distance gain/loss from 2nd Qtr to 3rd Qtr, Second Arrow shows distance gain/loss from 3rd Qtr to Finish  
Blue arrow indicates best gain in these quarters.



8  
0  
0

Visual positions in race at 2nd Quarter



4  
0  
0

Visual positions in race at 3rd Quarter



# Penrith Race 5 Distance 2125m


Thursday, 21 May 2026

Gross Time: 2:37.50 MileRate: 1:59.30 LeadTime: 39.00s First Qtr: 32.10s Second Qtr: 29.80s Third Qtr: 28.00s Fourth Qtr: 28.60s

DATA TABLE: 800 / 400 Posi's are position from leader and (how wide the horse was at that position)

No	Horse	Plc	Mar	800 Posi	400 Posi	Time	3rd Qtr	4th Qt
3	WINGMAN LOU	1	0.0m	0.0m (0)	0.0m (0)	2:37.50	28.00s	28.60s
2	RUMOUR STRIDE	2	8.8m	4.6m (0)	5.1m (0)	2:38.16	28.04s	28.90s
6	ADMIRABLE	3	9.7m	6.0m (1)	6.8m (2)	2:38.23	28.06s	28.85s
8	FLO RYDA	4	13.9m	13.5m (0)	14.2m (1)	2:38.54	28.06s	28.64s
4	INDI AIR TONIGHT	5	22.5m	9.2m (0)	10.8m (0)	2:39.19	28.12s	29.53s
7	NOTHINGBUTWAVES	6	25.6m	1.7m (1)	2.9m (1)	2:39.42	28.08s	30.32s
5	LOCHIEL	7	28.1m	17.8m (0)	19.3m (0)	2:39.61	28.12s	29.35s
1	ULTIMATE WEAPON	8	29.7m	10.6m (1)	14.8m (2)	2:39.73	28.30s	29.79s

## Finish Position and metres gained



800

Visual positions in race at 2nd Quarter



400

Visual positions in race at 3rd Quarter



# Penrith Race 6 Distance 1720m

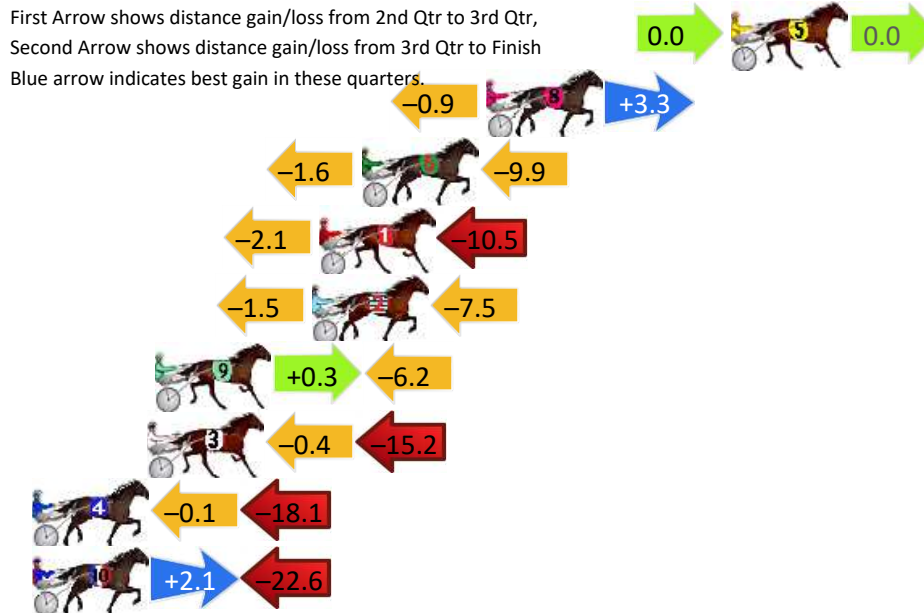
Thursday, 21 May 2026

Gross Time: 2:04.80 MileRate: 1:56.80 LeadTime: 7.70s First Qtr: 28.70s Second Qtr: 29.50s Third Qtr: 29.00s Fourth Qtr: 29.90s

DATA TABLE: 800 / 400 Posi's are position from leader and (how wide the horse was at that position)

NoHorse	Plc	Mar	800 Posi	400 Posi	Time	3rd Qtr	4th Qt
5 DELIGHTFULLY SWEET	1	0.0m	0.0m (0)	0.0m (0)	2:04.80	29.00s	29.90s
8 ROCKET RALPH	2	9.8m	12.2m (0)	13.1m (1)	2:05.57	29.08s	29.71s
6 LEAVE IT TO LUCY	3	14.8m	3.3m (1)	4.9m (1)	2:05.96	29.12s	30.70s
1 LETMEBECLEAR	4	16.5m	3.9m (0)	6.0m (0)	2:06.09	29.16s	30.75s
2 EBBONY STORM	5	16.8m	7.8m (0)	9.3m (1)	2:06.12	29.12s	30.54s
9 TIGER EUPHEME	6	23.1m	17.2m (0)	16.9m (2)	2:06.61	29.00s	30.47s
3 HELENS BOY	7	23.4m	7.8m (1)	8.2m (2)	2:06.63	29.04s	31.13s
4 KELLYS COLOURS	8	30.1m	11.9m (1)	12.0m (2)	2:07.16	29.02s	31.38s
10 TRIED AND TRUSTED	9	36.3m	15.8m (1)	13.7m (3)	2:07.64	28.86s	31.74s

## Finish Position and metres gained



800

Visual positions in race at 2nd Quarter



400

Visual positions in race at 3rd Quarter



# Penrith Race 7 Distance 1720m

Thursday, 21 May 2026

Gross Time: 2:04.80 MileRate: 1:56.70 LeadTime: 7.40s First Qtr: 29.70s Second Qtr: 29.10s Third Qtr: 28.70s Fourth Qtr: 29.90s

DATA TABLE: 800 / 400 Posi's are position from leader and (how wide the horse was at that position)

No	Horse	Plc	Mar	800 Posi	400 Posi	Time	3rd Qtr	4th Qt
10	GREY CADILLAC	1	0.0m	0.0m (0)	0.0m (0)	2:04.80	28.70s	29.90s
8	DYNAMITE DANNI	2	22.7m	18.8m (0)	17.0m (2)	2:06.58	28.60s	30.44s
2	IMA SHINKANSEN	3	23.6m	9.0m (0)	11.5m (0)	2:06.65	28.90s	30.91s
5	MIDNIGHT HAZE	4	27.1m	10.7m (1)	12.1m (1)	2:06.92	28.82s	31.14s
7	SIR KNIGHT	5	29.9m	14.6m (1)	13.2m (2)	2:07.14	28.62s	31.28s
6	KING COREY	6	30.4m	4.5m (0)	5.5m (0)	2:07.18	28.78s	31.88s
1	GET US A TINNY	7	34.3m	14.6m (0)	16.5m (0)	2:07.49	28.86s	31.39s
9	MAJOR AUSTIN	8	110.9m	18.8m (1)	27.5m (1)	2:13.49	29.36s	36.59s
4	ADIRADIVA	9	142.4m	30.8m (0)	93.9m (0)	2:15.95	33.34s	34.21s

## Finish Position and metres gained

First Arrow shows distance gain/loss from 2nd Qtr to 3rd Qtr, Second Arrow shows distance gain/loss from 3rd Qtr to Finish. Blue arrow indicates best gain in these quarters.

