

Tamworth Race 1 Distance 1609m

Thursday, 21 May 2026


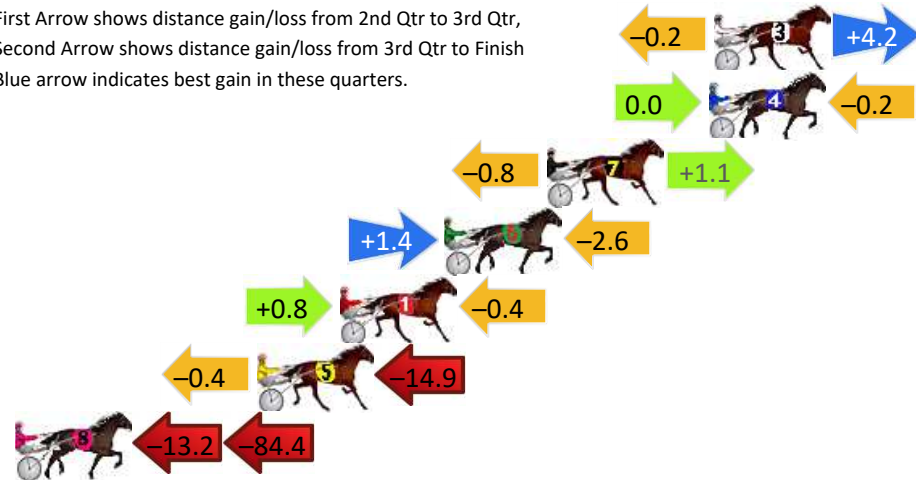
Gross Time: 2:00.90 MileRate: 2:00.90 LeadTime: 0.00s First Qtr: 28.70s Second Qtr: 32.60s Third Qtr: 30.30s Fourth Qtr: 29.40s

DATA TABLE: 800 / 400 Posi's are position from leader and (how wide the horse was at that position)


| No | Horse | Plc | Mar | 800 Posi | 400 Posi | Time | 3rd Qtr | 4th Qt |
|----|---------------|-----|--------|-----------|-----------|---------|---------|--------|
| 3 | WICKED STRIKE | 1 | 0.0m | 4.0m (0) | 4.2m (0) | 2:00.90 | 30.31s | 29.09s |
| 4 | MERRYWOOD LOU | 2 | 0.2m | 0.0m (0) | 0.0m (0) | 2:00.92 | 30.30s | 29.41s |
| 7 | DETANGLED | 3 | 6.7m | 7.0m (1) | 7.8m (1) | 2:01.42 | 30.36s | 29.32s |
| 6 | SIERRA MIST | 4 | 10.8m | 9.6m (0) | 8.2m (0) | 2:01.73 | 30.20s | 29.59s |
| 1 | SPELL CHECK | 5 | 15.0m | 15.4m (1) | 14.6m (1) | 2:02.06 | 30.24s | 29.43s |
| 5 | JOE BOY | 6 | 18.3m | 3.0m (1) | 3.4m (1) | 2:02.31 | 30.35s | 30.49s |
| 8 | RORY OTARA | 7 | 109.0m | 11.4m (1) | 24.6m (0) | 2:09.30 | 31.37s | 35.57s |

Finish Position and metres gained

First Arrow shows distance gain/loss from 2nd Qtr to 3rd Qtr, Second Arrow shows distance gain/loss from 3rd Qtr to Finish. Blue arrow indicates best gain in these quarters.



Visual positions in race at 2nd Quarter



Visual positions in race at 3rd Quarter

Tamworth Race 2 Distance 1980m

Thursday, 21 May 2026


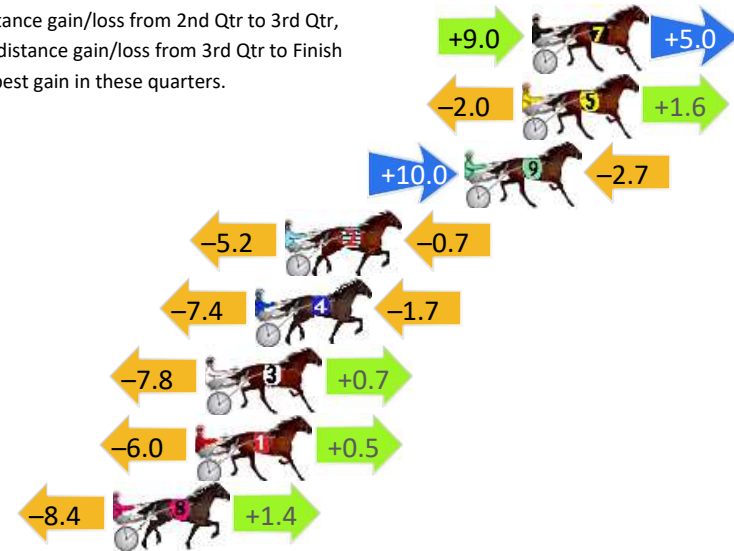
Gross Time: 2:29.60 MileRate: 2:01.60 LeadTime: 28.00s First Qtr: 30.60s Second Qtr: 31.80s Third Qtr: 28.90s Fourth Qtr: 30.30s

DATA TABLE: 800 / 400 Posi's are position from leader and (how wide the horse was at that position)


| NoHorse | Plc | Mar | 800 Posi | 400 Posi | Time | 3rd Qtr | 4th Qt |
|----------------------|-----|-------|-----------|-----------|---------|---------|--------|
| 7 A LITTLE DILEMMA | 1 | 0.0m | 14.0m (1) | 5.0m (1) | 2:29.60 | 28.25s | 29.92s |
| 5 TRY CATCHING ME | 2 | 0.4m | 0.0m (0) | 2.0m (0) | 2:29.63 | 29.05s | 30.18s |
| 9 HAPPY TULHURST | 3 | 2.7m | 10.0m (2) | 0.0m (1) | 2:29.81 | 28.16s | 30.50s |
| 2 NEED SOME AIR | 4 | 9.9m | 4.0m (0) | 9.2m (0) | 2:30.39 | 29.28s | 30.35s |
| 4 TRUTHBETOLD | 5 | 11.1m | 2.0m (1) | 9.4m (1) | 2:30.48 | 29.44s | 30.43s |
| 3 DRIVING MISS MOLLY | 6 | 13.1m | 6.0m (1) | 13.8m (1) | 2:30.64 | 29.48s | 30.25s |
| 1 SWEET VALERIA | 7 | 13.5m | 8.0m (0) | 14.0m (0) | 2:30.67 | 29.34s | 30.26s |
| 8 ESPERANZA | 8 | 16.8m | 9.8m (1) | 18.2m (1) | 2:30.93 | 29.52s | 30.19s |

Finish Position and metres gained

First Arrow shows distance gain/loss from 2nd Qtr to 3rd Qtr, Second Arrow shows distance gain/loss from 3rd Qtr to Finish Blue arrow indicates best gain in these quarters.



Visual positions in race at 2nd Quarter



Visual positions in race at 3rd Quarter



Tamworth Race 3 Distance 1980m

Thursday, 21 May 2026




Gross Time: 2:29.00 MileRate: 2:01.10 LeadTime: 27.00s First Qtr: 30.70s Second Qtr: 29.20s Third Qtr: 30.00s Fourth Qtr: 32.10s

DATA TABLE: 800 / 400 Posi's are position from leader and (how wide the horse was at that position)

| No | Horse | Plc | Mar | 800 Posi | 400 Posi | Time | 3rd Qtr | 4th Qt |
|----|-----------------|-----|--------|-----------|-----------|---------|---------|--------|
| 9 | YELLA | 1 | 0.0m | 0.0m (1) | 0.0m (1) | 2:29.00 | 30.00s | 32.10s |
| 6 | LAST FLITE | 2 | 1.4m | 18.2m (1) | 10.0m (2) | 2:29.12 | 29.39s | 31.41s |
| 3 | COOGEE | 3 | 3.8m | 1.2m (0) | 0.8m (0) | 2:29.32 | 29.96s | 32.34s |
| 2 | SPOOKY ART | 4 | 13.6m | 4.4m (1) | 7.4m (1) | 2:30.14 | 30.22s | 32.59s |
| 5 | ALTIANO | 5 | 14.3m | 14.0m (1) | 12.2m (1) | 2:30.20 | 29.86s | 32.27s |
| 10 | DOUBLE MACH | 6 | 15.0m | 19.0m (0) | 16.6m (2) | 2:30.26 | 29.82s | 31.97s |
| 7 | RONNYS WATCHING | 7 | 15.9m | 15.0m (0) | 16.4m (1) | 2:30.33 | 30.11s | 32.06s |
| 1 | ROCKNROLL RAMBO | 8 | 26.1m | 8.4m (1) | 13.6m (0) | 2:31.19 | 30.37s | 33.10s |
| 4 | BARRYS BROTHER | 9 | 110.6m | 60.0m (0) | 75.0m (0) | 2:38.27 | 31.06s | 34.94s |

Finish Position and metres gained

First Arrow shows distance gain/loss from 2nd Qtr to 3rd Qtr, Second Arrow shows distance gain/loss from 3rd Qtr to Finish
Blue arrow indicates best gain in these quarters.



Tamworth Race 4 Distance 1980m


Thursday, 21 May 2026

Gross Time: 2:28.10 MileRate: 2:00.40 LeadTime: 27.70s First Qtr: 31.40s Second Qtr: 29.50s Third Qtr: 29.00s Fourth Qtr: 30.50s

DATA TABLE: 800 / 400 Posi's are position from leader and (how wide the horse was at that position)

| No | Horse | Plc | Mar | 800 Posi | 400 Posi | Time | 3rd Qtr | 4th Qt |
|----|--------------------|-----|-------|-----------|-----------|---------|---------|--------|
| 1 | UNIT FORTY ONE | 1 | 0.0m | 0.0m (0) | 0.0m (0) | 2:28.10 | 29.00s | 30.50s |
| 8 | LOOKAT MEE | 2 | 9.5m | 11.2m (1) | 13.8m (2) | 2:28.86 | 29.20s | 30.17s |
| 3 | JEREMY LOU | 3 | 13.4m | 3.2m (1) | 6.0m (1) | 2:29.17 | 29.19s | 31.06s |
| 5 | TASMANS DELIGHT | 4 | 18.0m | 15.6m (1) | 19.0m (1) | 2:29.54 | 29.25s | 30.42s |
| 7 | RIPPIN GOOD FEELIN | 5 | 20.3m | 8.0m (0) | 11.2m (0) | 2:29.72 | 29.22s | 31.19s |
| 2 | JOHNNY DEE | 6 | 25.6m | 4.0m (0) | 7.0m (0) | 2:30.14 | 29.19s | 31.91s |
| 9 | COUNTRY MAJOR | 7 | 26.2m | 12.2m (0) | 15.4m (0) | 2:30.19 | 29.22s | 31.32s |
| 10 | SPARKLING SUE | 8 | 26.4m | 16.2m (0) | 19.8m (0) | 2:30.21 | 29.25s | 31.00s |
| 4 | AGENT CALLAN | 9 | 27.2m | 7.2m (1) | 12.2m (1) | 2:30.27 | 29.34s | 31.64s |
| 6 | THREE PARTS GREY | 10 | 33.7m | 20.2m (0) | 25.0m (0) | 2:30.79 | 29.34s | 31.16s |

Finish Position and metres gained



800

Visual positions in race at 2nd Quarter



400

Visual positions in race at 3rd Quarter



Tamworth Race 5 Distance 1609m

Thursday, 21 May 2026



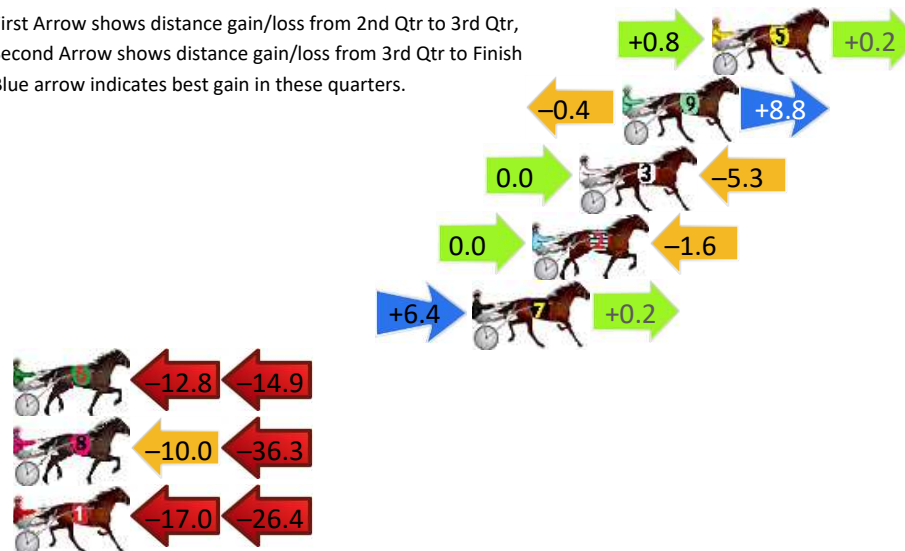
Gross Time: 1:57.60 MileRate: 1:57.60 LeadTime: 0.00s First Qtr: 28.00s Second Qtr: 29.40s Third Qtr: 29.10s Fourth Qtr: 31.20s

DATA TABLE: 800 / 400 Posi's are position from leader and (how wide the horse was at that position)

| No | Horse | Plc | Mar | 800 Posi | 400 Posi | Time | 3rd Qtr | 4th Qt |
|----|----------------|-----|-------|-----------|-----------|---------|---------|--------|
| 5 | BLING THE KASH | 1 | 0.0m | 1.0m (1) | 0.2m (1) | 1:57.60 | 29.04s | 31.18s |
| 9 | JACKS FYRE | 2 | 3.6m | 12.0m (1) | 12.4m (0) | 1:57.89 | 29.15s | 30.52s |
| 3 | OZZIE PEARL | 3 | 5.3m | 0.0m (0) | 0.0m (0) | 1:58.03 | 29.09s | 31.61s |
| 2 | GOLDNGLITZ | 4 | 7.2m | 5.6m (0) | 5.6m (1) | 1:58.19 | 29.10s | 31.32s |
| 7 | CHARJO | 5 | 9.6m | 16.2m (0) | 9.8m (1) | 1:58.38 | 28.62s | 31.18s |
| 6 | IM NO GIFT | 6 | 50.9m | 23.2m (1) | 36.0m (0) | 2:01.75 | 30.02s | 32.36s |
| 8 | BENJIMAGEE | 7 | 54.3m | 8.0m (1) | 18.0m (1) | 2:02.03 | 29.75s | 34.02s |
| 1 | SUPERIOR ART | 8 | 68.4m | 25.0m (0) | 42.0m (0) | 2:03.18 | 30.31s | 33.25s |

Finish Position and metres gained

First Arrow shows distance gain/loss from 2nd Qtr to 3rd Qtr,
Second Arrow shows distance gain/loss from 3rd Qtr to Finish
Blue arrow indicates best gain in these quarters.



Tamworth Race 6 Distance 1609m

Thursday, 21 May 2026

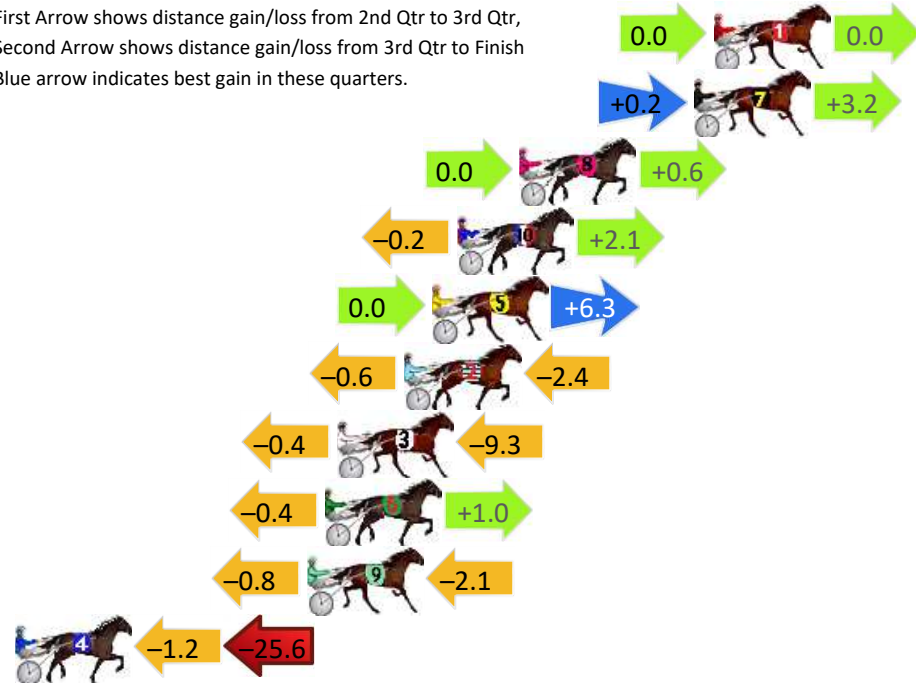
Gross Time: 1:57.70 MileRate: 1:57.70 LeadTime: 0.00s First Qtr: 27.90s Second Qtr: 29.90s Third Qtr: 29.60s Fourth Qtr: 30.40s

DATA TABLE: 800 / 400 Posi's are position from leader and (how wide the horse was at that position)

| NoHorse | Plc | Mar | 800 Posi | 400 Posi | Time | 3rd Qtr | 4th Qt |
|----------------------|-----|-------|-----------|-----------|---------|---------|--------|
| 1 LIMOUSINE CHEEKY | 1 | 0.0m | 0.0m (0) | 0.0m (0) | 1:57.70 | 29.60s | 30.40s |
| 7 TABRA | 2 | 0.8m | 4.2m (0) | 4.0m (0) | 1:57.76 | 29.59s | 30.16s |
| 8 DOUGS RULES | 3 | 7.8m | 8.4m (0) | 8.4m (0) | 1:58.32 | 29.60s | 30.35s |
| 10 ADRENALINE RUSH | 4 | 10.3m | 12.2m (0) | 12.4m (0) | 1:58.52 | 29.62s | 30.24s |
| 5 KATASTROPHEE | 5 | 11.3m | 17.6m (1) | 17.6m (2) | 1:58.60 | 29.61s | 29.92s |
| 2 IM BELIEBER | 6 | 12.4m | 9.4m (1) | 10.0m (2) | 1:58.69 | 29.64s | 30.58s |
| 3 OTIS RISING | 7 | 15.1m | 5.4m (1) | 5.8m (2) | 1:58.90 | 29.62s | 31.10s |
| 6 EIFFEL FROM HEAVEN | 8 | 15.6m | 16.2m (0) | 16.6m (0) | 1:58.94 | 29.63s | 30.32s |
| 9 GOTONEBETTOR | 9 | 16.3m | 13.4m (1) | 14.2m (1) | 1:59.00 | 29.66s | 30.56s |
| 4 TAFL MOVE | 10 | 28.2m | 1.4m (1) | 2.6m (1) | 1:59.94 | 29.66s | 32.33s |

Finish Position and metres gained

First Arrow shows distance gain/loss from 2nd Qtr to 3rd Qtr, Second Arrow shows distance gain/loss from 3rd Qtr to Finish
Blue arrow indicates best gain in these quarters.



800

Visual positions in race at 2nd Quarter



400

Visual positions in race at 3rd Quarter



Tamworth Race 7 Distance 1609m

Thursday, 21 May 2026

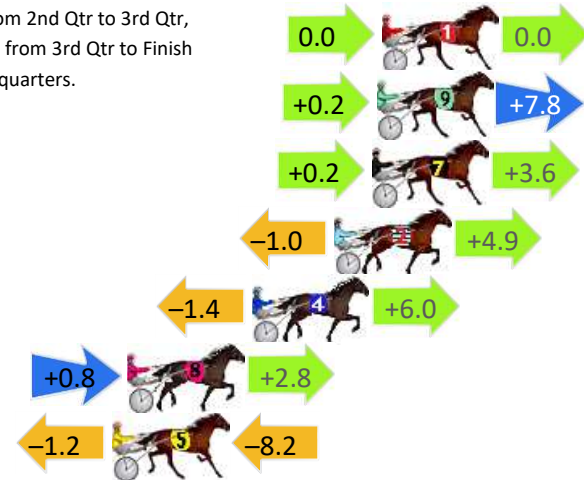
Gross Time: 1:59.50 MileRate: 1:59.50 LeadTime: 0.00s First Qtr: 29.30s Second Qtr: 31.70s Third Qtr: 28.50s Fourth Qtr: 30.00s

DATA TABLE: 800 / 400 Posi's are position from leader and (how wide the horse was at that position)

| NoHorse | Plc | Mar | 800 Posi | 400 Posi | Time | 3rd Qtr | 4th Qt |
|--------------------|-----|-------|-----------|-----------|---------|---------|--------|
| 1 LACHIES GAMBLE | 1 | 0.0m | 0.0m (0) | 0.0m (0) | 1:59.50 | 28.50s | 30.00s |
| 9 CORAL CAYS | 2 | 0.2m | 8.2m (0) | 8.0m (0) | 1:59.52 | 28.50s | 29.42s |
| 7 ALLORNOTHINGLEVI | 3 | 0.4m | 4.2m (0) | 4.0m (0) | 1:59.53 | 28.49s | 29.73s |
| 2 LOCKITINEDDY | 4 | 1.9m | 5.8m (1) | 6.8m (1) | 1:59.65 | 28.58s | 29.63s |
| 4 TERROR FLYING | 5 | 5.2m | 9.8m (1) | 11.2m (1) | 1:59.91 | 28.61s | 29.55s |
| 8 LACHIES IDEAL | 6 | 10.2m | 13.8m (1) | 13.0m (0) | 2:00.30 | 28.45s | 29.79s |
| 5 BELLRIVERGIRL | 7 | 10.8m | 1.4m (1) | 2.6m (1) | 2:00.35 | 28.57s | 30.61s |

Finish Position and metres gained

First Arrow shows distance gain/loss from 2nd Qtr to 3rd Qtr, Second Arrow shows distance gain/loss from 3rd Qtr to Finish
Blue arrow indicates best gain in these quarters.



800

Visual positions in race at 2nd Quarter



400

Visual positions in race at 3rd Quarter



Tamworth Race 8 Distance 1980m

Thursday, 21 May 2026


Gross Time: 2:26.70 MileRate: 1:59.20 LeadTime: 26.90s First Qtr: 30.00s Second Qtr: 30.80s Third Qtr: 29.10s Fourth Qtr: 29.90s

DATA TABLE: 800 / 400 Posi's are position from leader and (how wide the horse was at that position)

| No | Horse | Plc | Mar | 800 Posi | 400 Posi | Time | 3rd Qtr | 4th Qt |
|----|-------------------|-----|-------|-----------|-----------|---------|---------|--------|
| 6 | MCCRIKEY | 1 | 0.0m | 8.6m (0) | 11.2m (1) | 2:26.70 | 29.30s | 29.07s |
| 1 | NIFTY STUDLEIGH | 2 | 11.3m | 0.0m (0) | 0.0m (0) | 2:27.59 | 29.09s | 30.74s |
| 5 | ESCALERA | 3 | 12.2m | 1.6m (1) | 5.6m (1) | 2:27.66 | 29.39s | 30.39s |
| 10 | IM LORD TOMMY | 4 | 16.6m | 18.2m (1) | 23.0m (2) | 2:28.00 | 29.46s | 29.42s |
| 2 | HE SAID SHE SAID | 5 | 19.2m | 9.6m (1) | 15.6m (1) | 2:28.20 | 29.54s | 30.17s |
| 8 | KEILOR BABY SHARK | 6 | 21.1m | 14.2m (1) | 17.4m (2) | 2:28.35 | 29.33s | 30.18s |
| 7 | THE TAX COLLECTOR | 7 | 22.7m | 4.6m (0) | 8.6m (0) | 2:28.48 | 29.38s | 30.95s |
| 9 | CINNAMON | 8 | 23.5m | 12.6m (0) | 17.0m (0) | 2:28.54 | 29.42s | 30.38s |
| 4 | TISBURY ROCKS | 9 | 24.9m | 5.8m (1) | 12.4m (2) | 2:28.65 | 29.57s | 30.83s |
| 3 | SONIC EXPRESS | 10 | 25.6m | 16.4m (0) | 21.6m (0) | 2:28.71 | 29.48s | 30.20s |

Finish Position and metres gained

First Arrow shows distance gain/loss from 2nd Qtr to 3rd Qtr, Second Arrow shows distance gain/loss from 3rd Qtr to Finish
Blue arrow indicates best gain in these quarters.



800

Visual positions in race at 2nd Quarter



400

Visual positions in race at 3rd Quarter



Tamworth Race 9 Distance 1609m

Thursday, 21 May 2026


Gross Time: 1:56.50 MileRate: 1:56.50 LeadTime: 0.00s First Qtr: 27.90s Second Qtr: 28.90s Third Qtr: 29.10s Fourth Qtr: 30.60s

DATA TABLE: 800 / 400 Posi's are position from leader and (how wide the horse was at that position)

| No | Horse | Plc | Mar | 800 Posi | 400 Posi | Time | 3rd Qtr | 4th Qt |
|----|-------------------|-----|-------|-----------|-----------|---------|---------|--------|
| 6 | ALLSOPP | 1 | 0.0m | 22.2m (0) | 13.4m (1) | 1:56.50 | 28.47s | 29.58s |
| 1 | TIGERMAC | 2 | 3.0m | 0.0m (0) | 0.0m (0) | 1:56.74 | 29.09s | 30.83s |
| 7 | TINNY MAHONEY | 3 | 11.2m | 4.0m (0) | 4.4m (0) | 1:57.40 | 29.12s | 31.12s |
| 8 | COTE DAZUR | 4 | 13.8m | 8.2m (0) | 8.6m (0) | 1:57.60 | 29.12s | 31.00s |
| 5 | AMILLION PROMISES | 5 | 17.3m | 0.8m (1) | 4.4m (1) | 1:57.89 | 29.34s | 31.58s |
| 9 | MAJOR MICKEY | 6 | 18.7m | 18.0m (1) | 17.2m (3) | 1:58.00 | 29.04s | 30.71s |
| 2 | FOUR FEATHERS | 7 | 24.6m | 14.0m (1) | 18.0m (0) | 1:58.47 | 29.38s | 31.10s |
| 4 | LAURIE DEE | 8 | 30.1m | 5.2m (1) | 9.4m (1) | 1:58.91 | 29.37s | 32.17s |
| 3 | MY ROCK MOVES | 9 | 40.4m | 9.8m (1) | 14.8m (2) | 1:59.73 | 29.42s | 32.55s |

Finish Position and metres gained

First Arrow shows distance gain/loss from 2nd Qtr to 3rd Qtr, Second Arrow shows distance gain/loss from 3rd Qtr to Finish
Blue arrow indicates best gain in these quarters.



800

Visual positions in race at 2nd Quarter



400

Visual positions in race at 3rd Quarter



Tamworth Race 10 Distance 1980m

Thursday, 21 May 2026


Gross Time: 2:24.50 MileRate: 1:57.40 LeadTime: 26.20s First Qtr: 30.20s Second Qtr: 29.80s Third Qtr: 29.10s Fourth Qtr: 29.20s

DATA TABLE: 800 / 400 Posi's are position from leader and (how wide the horse was at that position)

| No | Horse | Plc | Mar | 800 Posi | 400 Posi | Time | 3rd Qtr | 4th Qt |
|----|-----------------------|-----|-------|-----------|-----------|---------|---------|--------|
| 7 | GROSSO NASO | 1 | 0.0m | 4.2m (0) | 4.0m (0) | 2:24.50 | 29.09s | 28.91s |
| 9 | CARRAMAR OLAM | 2 | 1.8m | 8.8m (2) | 1.8m (2) | 2:24.64 | 28.59s | 29.20s |
| 3 | ARNIES ARMY | 3 | 6.6m | 4.6m (2) | 0.2m (1) | 2:25.01 | 28.78s | 29.66s |
| 1 | PRINCESS MICKAYLA | 4 | 7.3m | 0.0m (0) | 0.0m (0) | 2:25.06 | 29.10s | 29.73s |
| 4 | FAR OUT RINGO | 5 | 16.2m | 12.8m (2) | 10.4m (2) | 2:25.74 | 28.93s | 29.62s |
| 10 | ASHLEYS BLUE CHIP | 6 | 16.4m | 12.0m (0) | 14.8m (0) | 2:25.76 | 29.30s | 29.32s |
| 2 | LAST TIME JOE | 7 | 17.1m | 8.2m (1) | 10.6m (1) | 2:25.81 | 29.27s | 29.67s |
| 8 | HEZA DOOZIE | 8 | 20.0m | 8.2m (0) | 9.4m (0) | 2:26.03 | 29.19s | 29.97s |
| 6 | BETTERTHANFEDERE R | 9 | 23.5m | 1.4m (1) | 6.6m (1) | 2:26.30 | 29.47s | 30.43s |

Finish Position and metres gained

First Arrow shows distance gain/loss from 2nd Qtr to 3rd Qtr, Second Arrow shows distance gain/loss from 3rd Qtr to Finish Blue arrow indicates best gain in these quarters.



8
0
0

Visual positions in race at 2nd Quarter



4
0
0

Visual positions in race at 3rd Quarter

