

Newcastle Race 1 Distance 1609m

Friday, 22 May 2026




Gross Time: 1:55.80 MileRate: 1:55.80 LeadTime: 0.00s First Qtr: 28.50s Second Qtr: 29.90s Third Qtr: 28.10s Fourth Qtr: 29.30s

DATA TABLE: 800 / 400 Posi's are position from leader and (how wide the horse was at that position)

No	Horse	Plc	Mar	800 Posi	400 Posi	Time	3rd Qtr	4th Qt
4	BRING YOUR BEST	1	0.0m	11.7m (1)	11.8m (1)	1:55.80	28.12s	28.46s
3	NEXT TO ME	2	0.1m	0.0m (0)	0.0m (0)	1:55.81	28.10s	29.31s
1	SAINT KARAMARA	3	1.1m	4.0m (0)	3.9m (0)	1:55.88	28.10s	29.10s
5	OUR ART CHRISTIAN	4	1.1m	7.5m (1)	7.9m (1)	1:55.88	28.14s	28.82s
6	SWEETLY SPOKEN	5	1.6m	2.6m (1)	3.4m (1)	1:55.92	28.16s	29.18s
9	REIGN MAKER	6	4.4m	8.6m (0)	7.9m (0)	1:56.14	28.06s	29.08s
8	ROCKNROLL TONY	7	21.1m	12.6m (0)	12.1m (0)	1:57.42	28.08s	30.06s
10	ULTIMATE TROUBLE	8	95.7m	55.3m (0)	63.4m (0)	2:03.15	28.76s	32.13s

Finish Position and metres gained

First Arrow shows distance gain/loss from 2nd Qtr to 3rd Qtr, Second Arrow shows distance gain/loss from 3rd Qtr to Finish. Blue arrow indicates best gain in these quarters.



Newcastle Race 2 Distance 1609m

Friday, 22 May 2026




Gross Time: 1:55.20 MileRate: 1:55.20 LeadTime: 0.00s First Qtr: 27.50s Second Qtr: 31.20s Third Qtr: 28.30s Fourth Qtr: 28.20s

DATA TABLE: 800 / 400 Posi's are position from leader and (how wide the horse was at that position)

No	Horse	Plc	Mar	800 Posi	400 Posi	Time	3rd Qtr	4th Qt
10	JILLIBY AMIGO	1	0.0m	11.4m (1)	10.8m (1)	1:55.20	28.26s	27.44s
2	MISTER BRILLANTE	2	0.5m	6.8m (1)	7.1m (1)	1:55.24	28.32s	27.74s
3	ULTIMATE RHAPSODY	3	0.8m	0.0m (0)	0.0m (0)	1:55.26	28.30s	28.26s
9	SINBINNED	4	2.7m	13.7m (0)	14.2m (0)	1:55.40	28.34s	27.40s
6	RADIANT AMBER	5	3.9m	15.6m (1)	14.8m (1)	1:55.49	28.24s	27.45s
8	ULTIMATE DIVA	6	5.4m	20.2m (1)	13.7m (2)	1:55.60	27.84s	27.64s
5	WAR WESTERN	7	7.1m	5.1m (0)	5.1m (0)	1:55.73	28.30s	28.37s
4	SWEET TARA	8	11.5m	2.6m (1)	2.9m (1)	1:56.05	28.32s	28.85s
1	HEEZ REASONABLE	9	12.2m	9.1m (0)	9.7m (0)	1:56.10	28.34s	28.42s
7	KARAOKE KING	10	13.7m	24.7m (1)	18.8m (2)	1:56.22	27.88s	27.90s

Finish Position and metres gained

First Arrow shows distance gain/loss from 2nd Qtr to 3rd Qtr, Second Arrow shows distance gain/loss from 3rd Qtr to Finish
Blue arrow indicates best gain in these quarters.



Newcastle Race 3 Distance 2030m

Friday, 22 May 2026


Gross Time: 2:25.70 MileRate: 1:55.50 LeadTime: 28.10s First Qtr: 30.10s Second Qtr: 29.50s Third Qtr: 28.50s Fourth Qtr: 29.50s

DATA TABLE: 800 / 400 Posi's are position from leader and (how wide the horse was at that position)

NoHorse	Plc	Mar	800 Posi	400 Posi	Time	3rd Qtr	4th Qt
2 LOU WILL	1	0.0m	0.0m (0)	0.0m (0)	2:25.70	28.50s	29.50s
5 IRE OF THE DRAGON	2	17.9m	6.5m (1)	11.4m (2)	2:27.08	28.86s	30.06s
7 BODYLINE	3	22.1m	11.0m (1)	15.0m (1)	2:27.41	28.80s	30.13s
3 MAYWYNS MIGHTY MAC	4	24.0m	4.5m (0)	8.9m (0)	2:27.56	28.82s	30.72s
8 SKY CITY	5	24.3m	2.0m (1)	9.4m (1)	2:27.58	29.04s	30.70s
1 HYDEEHO	6	57.6m	9.3m (0)	18.9m (0)	2:30.15	29.20s	32.59s


Finish Position and metres gained

First Arrow shows distance gain/loss from 2nd Qtr to 3rd Qtr, Second Arrow shows distance gain/loss from 3rd Qtr to Finish
Blue arrow indicates best gain in these quarters



800

Visual positions in race at 2nd Quarter



400

Visual positions in race at 3rd Quarter



Newcastle Race 4 Distance 1609m

Friday, 22 May 2026


Gross Time: 1:53.10 MileRate: 1:53.10 LeadTime: 0.00s First Qtr: 27.60s Second Qtr: 29.60s Third Qtr: 28.00s Fourth Qtr: 27.90s

DATA TABLE: 800 / 400 Posi's are position from leader and (how wide the horse was at that position)

No	Horse	Plc	Mar	800 Posi	400 Posi	Time	3rd Qtr	4th Qt
6	LEWIE KELLY	1	0.0m	0.0m (0)	0.0m (0)	1:53.10	28.00s	27.90s
9	LOCHINVAR MARCELLO	2	13.9m	18.7m (1)	9.8m (2)	1:54.12	27.38s	28.24s
8	SILENT FEARS	3	14.9m	5.5m (1)	3.5m (1)	1:54.19	27.86s	28.75s
2	LINE OF COURAGE	4	22.8m	4.6m (0)	4.0m (0)	1:54.77	27.96s	29.29s
4	CANTPLZA MALTEEZA	5	25.5m	14.1m (1)	12.7m (1)	1:54.97	27.90s	28.89s
5	FEARFUL	6	36.9m	13.2m (0)	17.3m (0)	1:55.81	28.28s	29.41s
7	NOTHING FINER	7	39.9m	9.8m (1)	8.6m (1)	1:56.03	27.92s	30.23s
1	EXECUTIVEDECISIONS	8	44.9m	8.6m (0)	11.5m (0)	1:56.39	28.20s	30.39s
3	LETS FLY WITH ME	9	48.9m	22.7m (1)	20.2m (1)	1:56.69	27.82s	30.09s

Finish Position and metres gained

First Arrow shows distance gain/loss from 2nd Qtr to 3rd Qtr, Second Arrow shows distance gain/loss from 3rd Qtr to Finish
Blue arrow indicates best gain in these quarters.



800

Visual positions in race at 2nd Quarter



400

Visual positions in race at 3rd Quarter



Newcastle Race 5 Distance 1609m

Friday, 22 May 2026

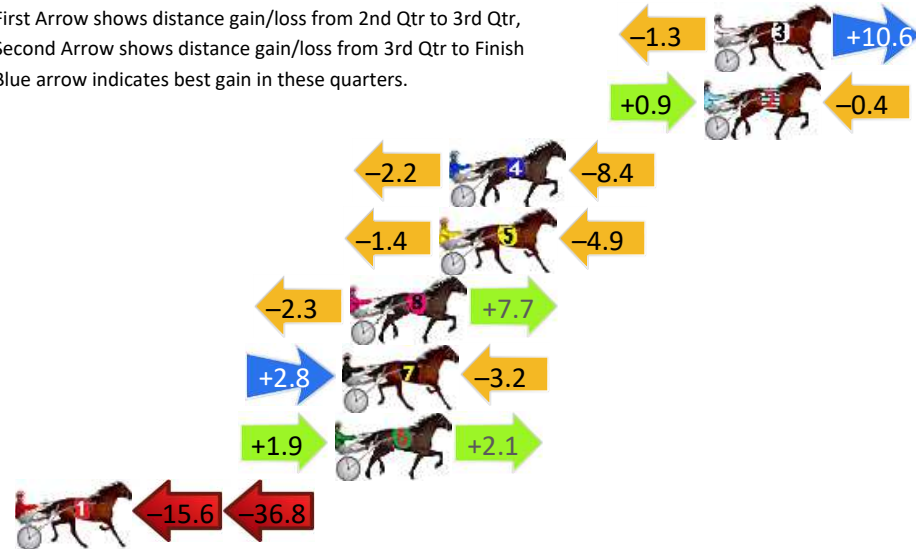
Gross Time: 1:52.00 MileRate: 1:52.00 LeadTime: 0.00s First Qtr: 25.90s Second Qtr: 28.40s Third Qtr: 27.70s Fourth Qtr: 30.00s

DATA TABLE: 800 / 400 Posi's are position from leader and (how wide the horse was at that position)

No	Horse	Plc	Mar	800 Posi	400 Posi	Time	3rd Qtr	4th Qt
3	ROCKTAGONAL	1	0.0m	9.3m (1)	10.6m (1)	1:52.00	27.82s	29.24s
2	SAINT CRUSADER	2	0.4m	0.9m (0)	0.0m (0)	1:52.03	27.64s	30.03s
4	KANENA PROVLIMA	3	10.6m	0.0m (1)	2.2m (1)	1:52.83	27.86s	30.67s
5	WAMBOYNEINAMERICA	4	11.0m	4.7m (1)	6.1m (1)	1:52.86	27.82s	30.42s
8	SPIRIT KING	5	14.6m	20.0m (0)	22.3m (1)	1:53.15	27.92s	29.55s
7	PET KITTY	6	14.9m	14.5m (1)	11.7m (0)	1:53.17	27.54s	30.33s
6	WALTER WARLOCK	7	15.2m	19.2m (1)	17.3m (1)	1:53.19	27.62s	29.95s
1	NO NOTTHEBUTTONS	8	60.8m	8.4m (0)	24.0m (0)	1:56.78	28.84s	33.06s

Finish Position and metres gained

First Arrow shows distance gain/loss from 2nd Qtr to 3rd Qtr, Second Arrow shows distance gain/loss from 3rd Qtr to Finish
Blue arrow indicates best gain in these quarters.



800

Visual positions in race at 2nd Quarter



400

Visual positions in race at 3rd Quarter



Newcastle Race 6 Distance 2030m

Friday, 22 May 2026

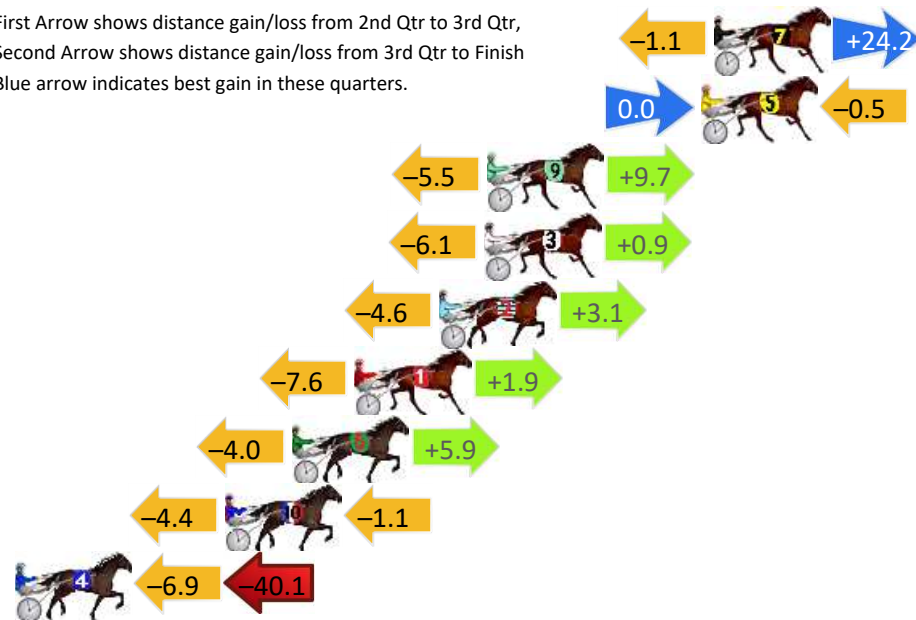
Gross Time: 2:26.30 MileRate: 1:56.00 LeadTime: 29.20s First Qtr: 30.00s Second Qtr: 29.80s Third Qtr: 27.90s Fourth Qtr: 29.40s

DATA TABLE: 800 / 400 Posi's are position from leader and (how wide the horse was at that position)

NoHorse	Plc	Mar	800 Posi	400 Posi	Time	3rd Qtr	4th Qt
7 MISS BLUE STORK	1	0.0m	23.1m (1)	24.2m (1)	2:26.30	28.02s	27.68s
5 MAGNETIC STORM	2	0.5m	0.0m (0)	0.0m (0)	2:26.34	27.90s	29.44s
9 OHWHATIWOULDGI VE	3	9.1m	13.3m (0)	18.8m (0)	2:27.00	28.32s	28.76s
3 KING HIT	4	9.2m	4.0m (0)	10.1m (0)	2:27.01	28.34s	29.39s
2 CAPTAIN GROOVE	5	11.0m	9.5m (1)	14.1m (2)	2:27.15	28.24s	29.25s
1 GRUMPYSHANNON	6	14.4m	8.7m (0)	16.3m (1)	2:27.41	28.46s	29.35s
6 WATTLEBANK ARNIE	7	16.9m	18.8m (1)	22.8m (2)	2:27.60	28.22s	29.08s
10 DUTY OF CARE	8	19.6m	14.1m (1)	18.5m (2)	2:27.81	28.24s	29.59s
4 ERROL FIN	9	51.9m	4.9m (1)	11.8m (1)	2:30.30	28.40s	32.56s

Finish Position and metres gained

First Arrow shows distance gain/loss from 2nd Qtr to 3rd Qtr,
Second Arrow shows distance gain/loss from 3rd Qtr to Finish
Blue arrow indicates best gain in these quarters.



800

Visual positions in race at 2nd Quarter



400

Visual positions in race at 3rd Quarter



Newcastle Race 7 Distance 1609m

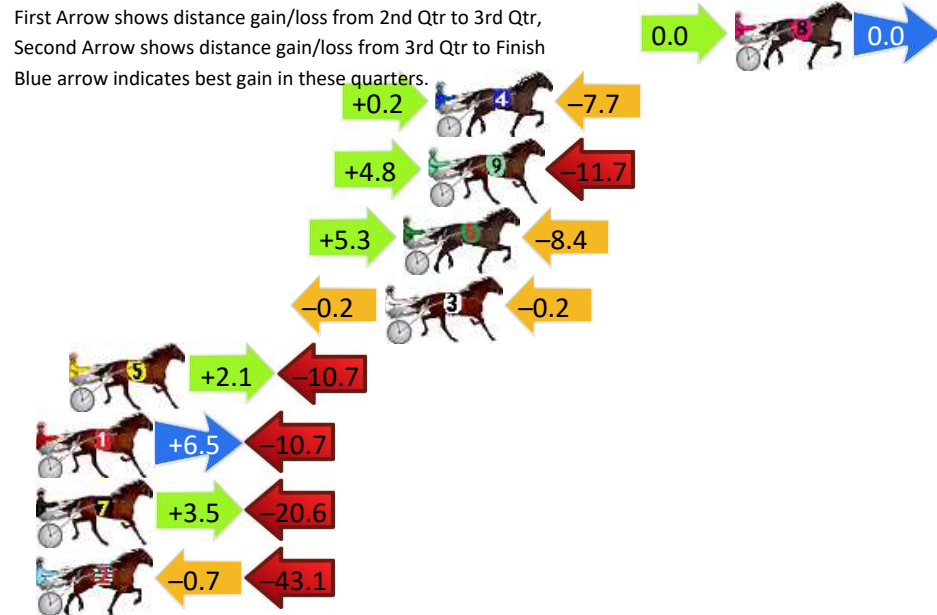
Friday, 22 May 2026

Gross Time: 1:56.90 MileRate: 1:56.90 LeadTime: 0.00s First Qtr: 28.80s Second Qtr: 31.90s Third Qtr: 28.50s Fourth Qtr: 27.70s

DATA TABLE: 800 / 400 Posi's are position from leader and (how wide the horse was at that position)

No	Horse	Plc	Mar	800 Posi	400 Posi	Time	3rd Qtr	4th Qt
8	FRANKIROMAR	1	0.0m	0.0m (0)	0.0m (0)	1:56.90	28.50s	27.70s
4	HOWITIS	2	12.0m	4.5m (0)	4.3m (0)	1:57.77	28.48s	28.27s
9	NEED FOUR SPEED	3	12.3m	5.4m (1)	0.6m (1)	1:57.80	28.16s	28.56s
6	WATCH AFRICANDANCE	4	13.3m	10.2m (1)	4.9m (1)	1:57.87	28.12s	28.33s
3	SHALAMAR MISS	5	14.0m	13.6m (0)	13.8m (0)	1:57.92	28.50s	27.76s
5	ROOBEE	6	26.7m	18.1m (0)	16.0m (1)	1:58.85	28.34s	28.53s
1	PIXIEBELLE	7	30.2m	26.0m (0)	19.5m (0)	1:59.10	28.02s	28.54s
7	COOINDALAI	8	32.1m	15.0m (1)	11.5m (1)	1:59.24	28.24s	29.24s
2	THE OCEAN SPIRIT	9	52.8m	9.0m (0)	9.7m (0)	2:00.75	28.54s	30.87s

Finish Position and metres gained



800

Visual positions in race at 2nd Quarter



400

Visual positions in race at 3rd Quarter



Newcastle Race 8 Distance 1609m

Friday, 22 May 2026



Gross Time: 1:54.50 MileRate: 1:54.50 LeadTime: 0.00s First Qtr: 26.70s Second Qtr: 29.60s Third Qtr: 27.90s Fourth Qtr: 30.30s

DATA TABLE: 800 / 400 Posi's are position from leader and (how wide the horse was at that position)

No	Horse	Plc	Mar	800 Posi	400 Posi	Time	3rd Qtr	4th Qt
2	ALWAYS PROMISE ME	1	0.0m	8.7m (0)	7.2m (0)	1:54.50	27.82s	29.78s
3	ROCKNROLL ROCKET	2	7.9m	0.0m (0)	0.0m (0)	1:55.13	27.90s	30.93s
1	ADDOCAR	3	12.5m	4.3m (0)	3.3m (1)	1:55.49	27.84s	31.05s
9	SMOLENSKI	4	18.0m	13.3m (0)	18.8m (0)	1:55.93	28.34s	30.37s
10	DOUBLE LINES	5	18.5m	7.8m (1)	10.5m (1)	1:55.97	28.12s	31.01s
7	WUNDERLAND	6	40.4m	14.7m (1)	21.0m (2)	1:57.70	28.40s	31.98s
8	RAINBOWSEND	7	71.9m	2.6m (1)	19.4m (1)	2:00.20	29.12s	34.60s
5	PAD THAI	8	92.1m	21.9m (0)	31.5m (0)	2:01.81	28.66s	35.33s
4	PEPPI GRATZ	9	250.9m	147.6m (0)	167.3m (0)	2:14.40	29.76s	38.10s

Finish Position and metres gained

First Arrow shows distance gain/loss from 2nd Qtr to 3rd Qtr, Second Arrow shows distance gain/loss from 3rd Qtr to Finish
Blue arrow indicates best gain in these quarters.



Newcastle Race 9 Distance 2030m

Friday, 22 May 2026

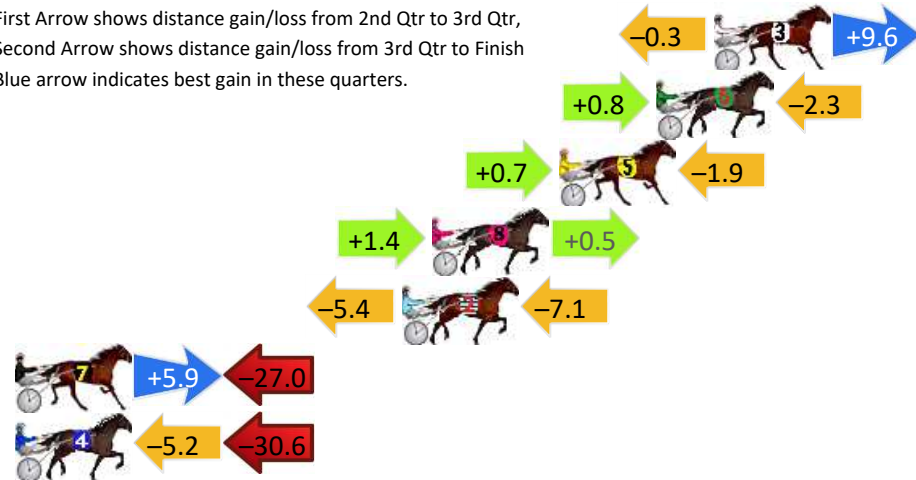
Gross Time: 2:31.30 MileRate: 2:00.00 LeadTime: 30.80s First Qtr: 31.10s Second Qtr: 29.30s Third Qtr: 29.40s Fourth Qtr: 30.70s

DATA TABLE: 800 / 400 Posi's are position from leader and (how wide the horse was at that position)

No	Horse	Plc	Mar	800 Posi	400 Posi	Time	3rd Qtr	4th Qt
3	SUMMER SCHOOL	1	0.0m	9.3m (0)	9.6m (0)	2:31.30	29.44s	29.98s
6	SLICK AND SUAVE	2	2.3m	0.8m (1)	0.0m (0)	2:31.48	29.34s	30.88s
5	WOOPAA	3	6.2m	5.0m (0)	4.3m (1)	2:31.80	29.36s	30.88s
8	LOUTH PARKSCHOONER	4	11.3m	13.2m (0)	11.8m (1)	2:32.21	29.32s	30.73s
2	DAZZLING GEMS	5	12.5m	0.0m (0)	5.4m (0)	2:32.30	29.80s	31.30s
7	ADDED VALUE	6	32.4m	11.3m (1)	5.4m (2)	2:33.90	28.98s	32.90s
4	SEASIDE SATISFIED	7	41.9m	6.1m (1)	11.3m (2)	2:34.67	29.80s	33.23s

Finish Position and metres gained

First Arrow shows distance gain/loss from 2nd Qtr to 3rd Qtr, Second Arrow shows distance gain/loss from 3rd Qtr to Finish. Blue arrow indicates best gain in these quarters.



800

Visual positions in race at 2nd Quarter



400

Visual positions in race at 3rd Quarter