

Wagga Riverina Race 1 Distance 1740m

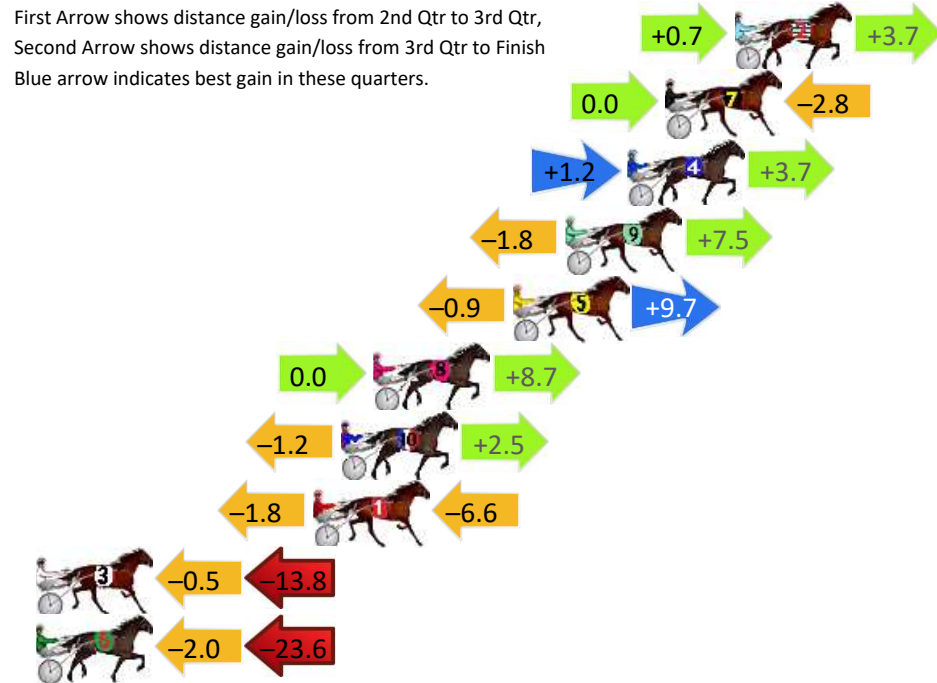
Friday, 22 May 2026

Gross Time: 2:02.70 MileRate: 1:53.50 LeadTime: 8.50s First Qtr: 28.30s Second Qtr: 29.70s Third Qtr: 28.30s Fourth Qtr: 27.90s

DATA TABLE: 800 / 400 Posi's are position from leader and (how wide the horse was at that position)

No	Horse	Plc	Mar	800 Posi	400 Posi	Time	3rd Qtr	4th Qt
2	SMACK BANG BART	1	0.0m	4.4m (1)	3.7m (1)	2:02.70	28.25s	27.64s
7	CARDIGAN JEM	2	2.8m	0.0m (0)	0.0m (0)	2:02.91	28.30s	28.11s
4	ROGUE BANDIT	3	4.3m	9.2m (1)	8.0m (1)	2:03.02	28.21s	27.66s
9	TUAPEKA GOLD	4	6.8m	12.5m (0)	14.3m (1)	2:03.20	28.42s	27.40s
5	ELECTRICUTE	5	8.9m	17.7m (1)	18.6m (2)	2:03.35	28.35s	27.25s
8	POCKET DIAL	6	14.5m	23.2m (1)	23.2m (2)	2:03.76	28.29s	27.34s
10	BORN TO ENTERTAIN	7	15.8m	17.1m (0)	18.3m (0)	2:03.86	28.38s	27.78s
1	FACET PRINCE	8	16.9m	8.5m (0)	10.3m (0)	2:03.94	28.42s	28.42s
3	KOJAX	9	28.1m	13.8m (1)	14.3m (2)	2:04.76	28.33s	28.96s
6	BETTORBUST	10	30.2m	4.6m (0)	6.6m (0)	2:04.92	28.44s	29.66s

Finish Position and metres gained



800

Visual positions in race at 2nd Quarter



400

Visual positions in race at 3rd Quarter



Wagga Riverina Race 2 Distance 1740m

Friday, 22 May 2026

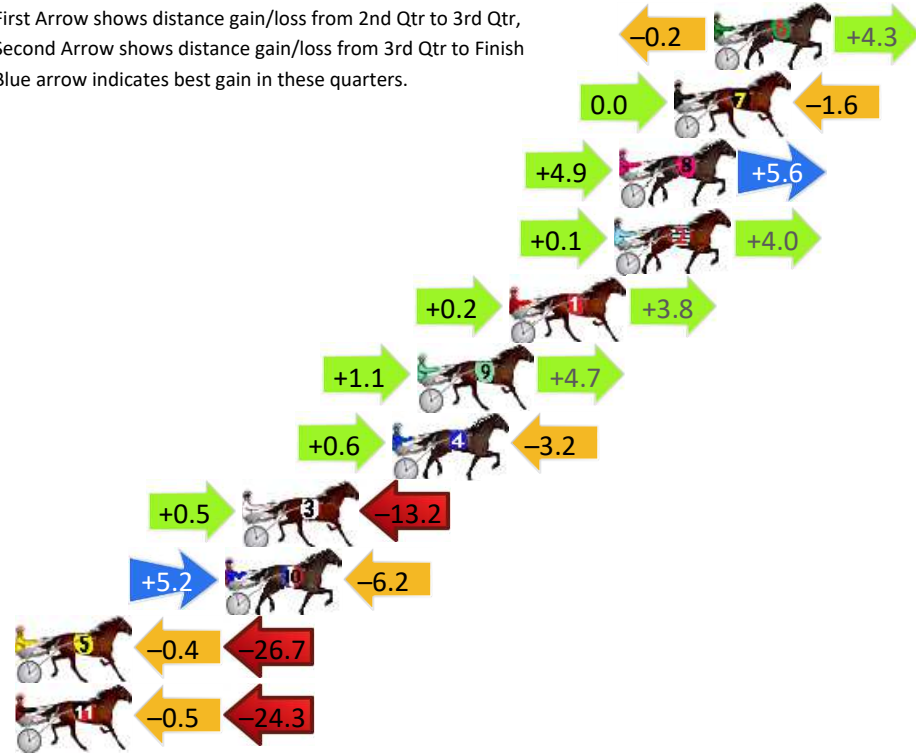
Gross Time: 2:02.90 MileRate: 1:53.70 LeadTime: 8.20s First Qtr: 28.20s Second Qtr: 30.10s Third Qtr: 27.80s Fourth Qtr: 28.60s

DATA TABLE: 800 / 400 Posi's are position from leader and (how wide the horse was at that position)

No	Horse	Plc	Mar	800 Posi	400 Posi	Time	3rd Qtr	4th Qt
6	GOCCIADORO	1	0.0m	4.1m (0)	4.3m (0)	2:02.90	27.82s	28.30s
7	INTEMPERANCE	2	1.6m	0.0m (0)	0.0m (0)	2:03.02	27.80s	28.72s
8	DISTURBANCE	3	3.8m	14.3m (1)	9.4m (2)	2:03.19	27.47s	28.23s
2	THE MYTEE DUCK	4	4.0m	8.1m (0)	8.0m (0)	2:03.20	27.80s	28.34s
1	MAXIMIAN	5	8.2m	12.2m (0)	12.0m (0)	2:03.52	27.80s	28.38s
9	DARKOUTSIDER	6	11.9m	17.7m (0)	16.6m (0)	2:03.79	27.74s	28.33s
4	BE BETTER	7	12.9m	10.3m (1)	9.7m (1)	2:03.87	27.77s	28.89s
3	LONESOME STRANGER	8	18.9m	6.2m (1)	5.7m (2)	2:04.32	27.77s	29.62s
10	PASSION AND PAIN	9	19.6m	18.6m (1)	13.4m (2)	2:04.37	27.45s	29.13s
5	CAPTAINS BANDIT	10	28.1m	1.0m (1)	1.4m (1)	2:05.01	27.83s	30.61s
11	MAIN BEACH	11	48.0m	23.2m (0)	23.7m (0)	2:06.50	27.86s	30.54s

Finish Position and metres gained

First Arrow shows distance gain/loss from 2nd Qtr to 3rd Qtr, Second Arrow shows distance gain/loss from 3rd Qtr to Finish. Blue arrow indicates best gain in these quarters.



800

Visual positions in race at 2nd Quarter



400

Visual positions in race at 3rd Quarter



Sectional Analysis Software
Not just form | Free Trial



RISE Digital, Harness Racing Australia nor the provider accepts any responsibility for the completeness or accuracy of any of the information contained herein, and makes no representations about its suitability for any particular purpose. Users should make their own judgements about those matters and/or seek independent advice. You assume all risks associated with use of data provided on this page

www.facebook.com/PJHarnessRacing

Wagga Riverina Race 3 Distance 1740m


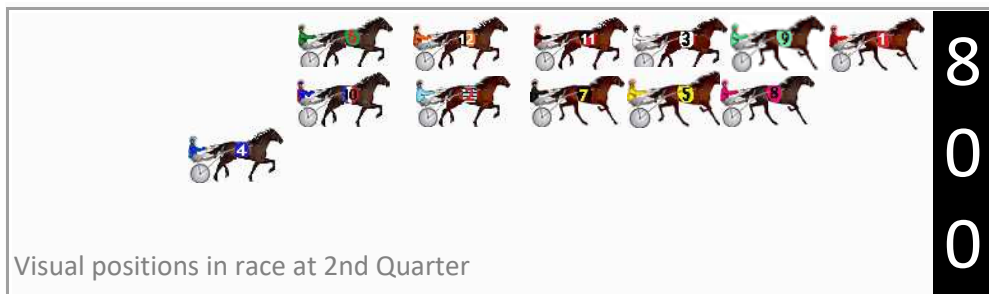

Friday, 22 May 2026

Gross Time: 2:03.40 MileRate: 1:54.10 LeadTime: 8.30s First Qtr: 29.10s Second Qtr: 29.60s Third Qtr: 28.40s Fourth Qtr: 28.00s

DATA TABLE: 800 / 400 Posi's are position from leader and (how wide the horse was at that position)

No	Horse	Plc	Mar	800 Posi	400 Posi	Time	3rd Qtr	4th Qt
1	SHES A DELANEY	1	0.0m	0.0m (0)	0.0m (0)	2:03.40	28.40s	28.00s
10	KAHULA	2	8.1m	21.4m (1)	16.0m (2)	2:04.00	28.01s	27.48s
5	DECOUPAGE	3	8.2m	8.1m (1)	9.1m (2)	2:04.00	28.47s	27.96s
9	ATOMIK GO ANNA	4	13.9m	4.0m (0)	4.0m (0)	2:04.42	28.40s	28.74s
3	CANDY GIRL MARLEY	5	15.8m	7.9m (0)	8.3m (0)	2:04.56	28.42s	28.58s
2	KOOKY	6	21.1m	16.6m (1)	19.7m (1)	2:04.95	28.61s	28.17s
4	TEERDEE	7	29.5m	25.7m (2)	24.5m (1)	2:05.57	28.30s	28.45s
12	ROCKIN RHEA	8	31.5m	16.7m (0)	18.3m (0)	2:05.72	28.50s	29.04s
6	OUTTA THE ORDINARY	9	35.4m	21.3m (0)	23.1m (0)	2:06.01	28.52s	28.99s
8	ESTELLA HERGE	10	37.5m	4.4m (1)	6.0m (1)	2:06.16	28.51s	30.34s
11	LOCHINVAR CHANDON	11	41.9m	11.9m (0)	13.7m (0)	2:06.48	28.52s	30.12s
7	PEWRIFY	12	63.4m	12.0m (1)	15.4m (1)	2:08.07	28.63s	31.59s

Finish Position and metres gained



Wagga Riverina Race 4 Distance 2270m

Friday, 22 May 2026

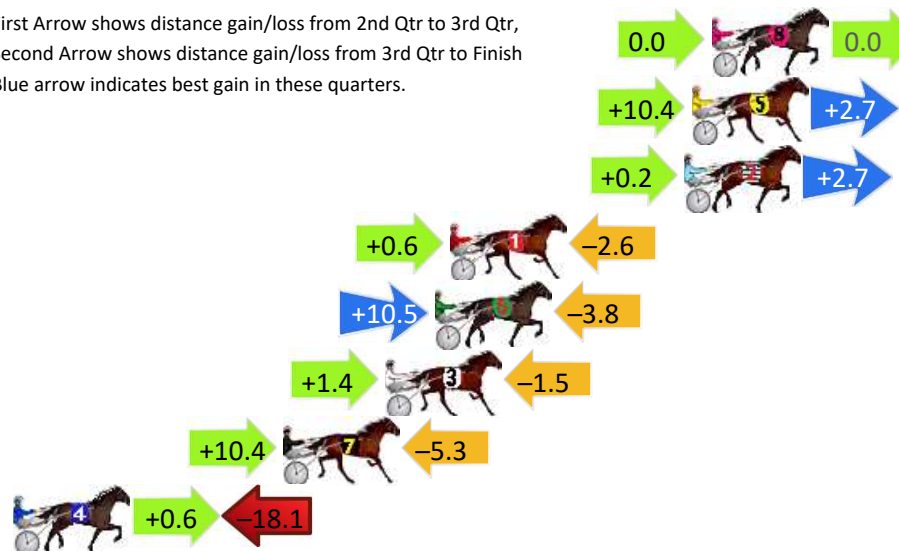
Gross Time: 2:44.60 MileRate: 1:56.70 LeadTime: 48.30s First Qtr: 30.20s Second Qtr: 30.70s Third Qtr: 28.90s Fourth Qtr: 26.50s

DATA TABLE: 800 / 400 Posi's are position from leader and (how wide the horse was at that position)

NoHorse	Plc	Mar	800 Posi	400 Posi	Time	3rd Qtr	4th Qt
8 WILLOWS GIRL	1	0.0m	0.0m (0)	0.0m (0)	2:44.60	28.90s	26.50s
5 EYE WISH	2	0.8m	13.9m (1)	3.5m (1)	2:44.66	28.14s	26.32s
2 DEVIOUS MINDS	3	1.1m	4.0m (0)	3.8m (0)	2:44.68	28.87s	26.32s
1 CAPTAINS DELIGHT	4	10.5m	8.5m (0)	7.9m (0)	2:45.33	28.83s	26.69s
6 CONCILIATE	5	11.1m	17.8m (1)	7.3m (1)	2:45.38	28.12s	26.78s
3 SEASIDE DRIVE	6	13.1m	13.0m (0)	11.6m (0)	2:45.52	28.77s	26.62s
7 BETTOR INTHE DARK	7	17.2m	22.3m (1)	11.9m (1)	2:45.80	28.12s	26.88s
4 IDEAL LILLY	8	34.4m	16.9m (0)	16.3m (0)	2:47.00	28.81s	27.78s

Finish Position and metres gained

First Arrow shows distance gain/loss from 2nd Qtr to 3rd Qtr, Second Arrow shows distance gain/loss from 3rd Qtr to Finish
Blue arrow indicates best gain in these quarters.



8
0
0

Visual positions in race at 2nd Quarter



4
0
0

Visual positions in race at 3rd Quarter



Wagga Riverina Race 5 Distance 2270m

Friday, 22 May 2026


Gross Time: 2:45.50 MileRate: 1:57.40 LeadTime: 50.20s First Qtr: 30.50s Second Qtr: 30.60s Third Qtr: 27.30s Fourth Qtr: 26.90s

DATA TABLE: 800 / 400 Posi's are position from leader and (how wide the horse was at that position)

No	Horse	Plc	Mar	800 Posi	400 Posi	Time	3rd Qtr	4th Qt
7	GO EASY ON ME	1	0.0m	1.0m (1)	0.0m (1)	2:45.50	27.23s	26.90s
5	RACHELS LEGACY	2	1.7m	4.7m (0)	4.5m (0)	2:45.62	27.28s	26.72s
2	KRUSTY KRUNCH	3	5.6m	8.9m (0)	9.2m (0)	2:45.90	27.32s	26.68s
8	COMPLETE STRANGER	4	9.9m	9.6m (1)	10.4m (2)	2:46.20	27.35s	26.90s
1	FICTION FILE	5	21.1m	0.0m (0)	0.6m (0)	2:47.00	27.34s	28.36s
6	KENO ROSIE	6	23.1m	13.7m (1)	14.3m (1)	2:47.14	27.33s	27.58s
4	SHEZAGLAMOURGIRL	7	46.2m	5.4m (1)	6.8m (1)	2:48.77	27.39s	29.71s
3	ANYONEFORADRINK	8	54.4m	13.3m (0)	14.0m (0)	2:49.36	27.34s	29.82s

Finish Position and metres gained

First Arrow shows distance gain/loss from 2nd Qtr to 3rd Qtr, Second Arrow shows distance gain/loss from 3rd Qtr to Finish
Blue arrow indicates best gain in these quarters.



800

Visual positions in race at 2nd Quarter



400

Visual positions in race at 3rd Quarter



Sectional Analysis Software
Not just form | Free Trial



RISE Digital, Harness Racing Australia nor the provider accepts any responsibility for the completeness or accuracy of any of the information contained herein, and makes no representations about its suitability for any particular purpose. Users should make their own judgements about those matters and/or seek independent advice. You assume all risks associated with use of data provided on this page

www.facebook.com/PJHarnessRacing

Wagga Riverina Race 6 Distance 2270m

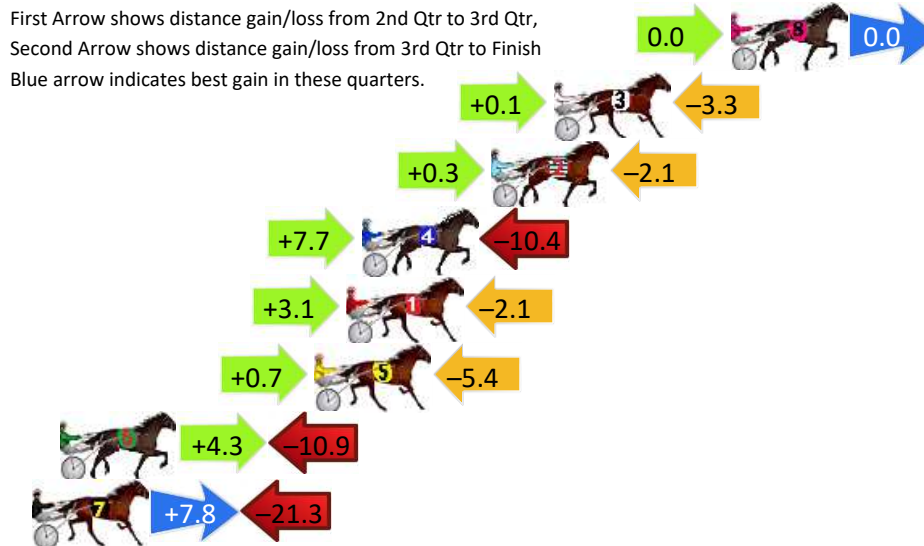
Friday, 22 May 2026

Gross Time: 2:43.90 MileRate: 1:56.20 LeadTime: 46.40s First Qtr: 31.40s Second Qtr: 30.60s Third Qtr: 28.90s Fourth Qtr: 26.60s

DATA TABLE: 800 / 400 Posi's are position from leader and (how wide the horse was at that position)

No	Horse	Plc	Mar	800 Posi	400 Posi	Time	3rd Qtr	4th Qt
8	BROOKLYN DAN	1	0.0m	0.0m (0)	0.0m (0)	2:43.90	28.90s	26.60s
3	NOCTURNAL	2	7.1m	3.9m (0)	3.8m (0)	2:44.40	28.88s	26.84s
2	YOU ARE MY WISH	3	9.6m	7.8m (0)	7.5m (0)	2:44.57	28.86s	26.75s
4	BLACK OPAL JACK	4	14.8m	12.1m (1)	4.4m (1)	2:44.94	28.33s	27.34s
1	DRAXON	5	15.4m	16.4m (0)	13.3m (1)	2:44.98	28.64s	26.76s
5	KIKI MEISTER	6	16.7m	12.0m (0)	11.3m (0)	2:45.07	28.82s	26.99s
6	SET PLAY	7	26.9m	20.3m (0)	16.0m (0)	2:45.79	28.54s	27.39s
7	SMOOTH BUCKAROO	8	30.3m	16.8m (1)	9.0m (1)	2:46.02	28.31s	28.10s

Finish Position and metres gained



8
0
0

Visual positions in race at 2nd Quarter



4
0
0

Visual positions in race at 3rd Quarter

Wagga Riverina Race 7 Distance 2270m

Friday, 22 May 2026

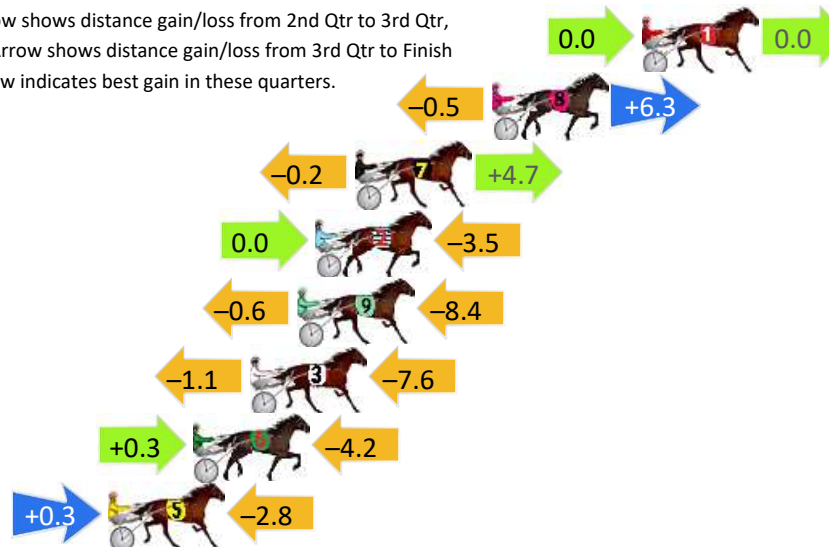
Gross Time: 2:42.70 MileRate: 1:55.30 LeadTime: 48.60s First Qtr: 30.20s Second Qtr: 30.10s Third Qtr: 26.90s Fourth Qtr: 26.90s

DATA TABLE: 800 / 400 Posi's are position from leader and (how wide the horse was at that position)

No	Horse	Plc	Mar	800 Posi	400 Posi	Time	3rd Qtr	4th Qt
1	HOLLYWOOD STRIP	1	0.0m	0.0m (0)	0.0m (0)	2:42.70	26.90s	26.90s
8	CARDIGAN DAN	2	6.0m	11.8m (1)	12.3m (1)	2:43.13	26.93s	26.51s
7	SAN SEBASTIAN	3	11.5m	16.0m (1)	16.2m (1)	2:43.52	26.91s	26.64s
2	ROCK WITH THE BEST	4	13.1m	9.6m (0)	9.6m (0)	2:43.63	26.90s	27.19s
9	LETSSTARTINHEAVEN	5	13.8m	4.8m (0)	5.4m (0)	2:43.68	26.94s	27.52s
3	ANDRETTI	6	15.7m	7.0m (1)	8.1m (1)	2:43.81	26.97s	27.47s
6	THIS IS HEAVEN	7	18.0m	14.1m (0)	13.8m (0)	2:43.98	26.88s	27.26s
5	SO CAN EYE	8	21.4m	18.9m (0)	18.6m (0)	2:44.22	26.88s	27.18s

Finish Position and metres gained

First Arrow shows distance gain/loss from 2nd Qtr to 3rd Qtr,
Second Arrow shows distance gain/loss from 3rd Qtr to Finish
Blue arrow indicates best gain in these quarters.



8
0
0

Visual positions in race at 2nd Quarter



4
0
0

Visual positions in race at 3rd Quarter

