

Menangle Race 1 Distance 1609m

Saturday, 23 May 2026

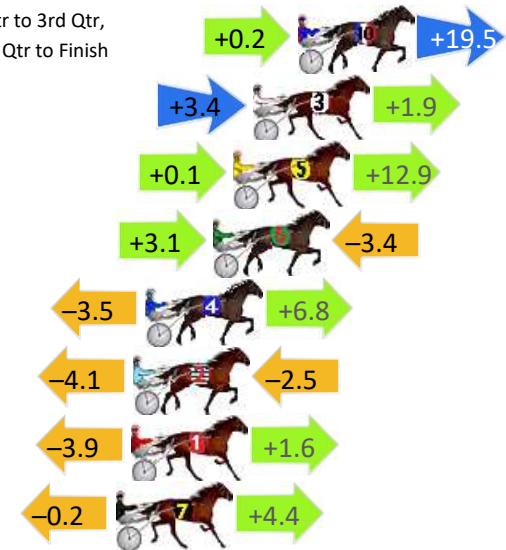
Gross Time: 1:49.70 MileRate: 1:49.70 LeadTime: 0.00s First Qtr: 25.40s Second Qtr: 28.70s Third Qtr: 27.50s Fourth Qtr: 28.10s

DATA TABLE: 800 / 400 Posi's are position from leader and (how wide the horse was at that position)

No	Horse	Plc	Mar	800 Posi	400 Posi	Time	3rd Qtr	4th Qt
10	JORGE STREET	1	0.0m	19.7m (1)	19.5m (2)	1:49.70	27.50s	26.75s
3	FRANCO NOVELIST	2	1.8m	7.1m (1)	3.7m (1)	1:49.83	27.27s	27.98s
5	MIKE ROSS	3	2.6m	15.6m (1)	15.5m (2)	1:49.89	27.50s	27.22s
6	MINOS	4	3.4m	3.1m (1)	0.0m (0)	1:49.95	27.29s	28.35s
4	HUGO MAGUIRE	5	6.1m	9.4m (0)	12.9m (1)	1:50.15	27.75s	27.66s
2	GLITTER AINT GOLD	6	6.6m	0.0m (0)	4.1m (0)	1:50.19	27.78s	28.31s
1	JAY OK	7	6.7m	4.4m (0)	8.3m (1)	1:50.19	27.77s	28.02s
7	UNFAZED	8	7.3m	11.5m (1)	11.7m (2)	1:50.24	27.52s	27.83s

Finish Position and metres gained

First Arrow shows distance gain/loss from 2nd Qtr to 3rd Qtr, Second Arrow shows distance gain/loss from 3rd Qtr to Finish
Blue arrow indicates best gain in these quarters.



8
0
0

Visual positions in race at 2nd Quarter



4
0
0

Visual positions in race at 3rd Quarter



Menangle Race 2 Distance 1609m

Saturday, 23 May 2026

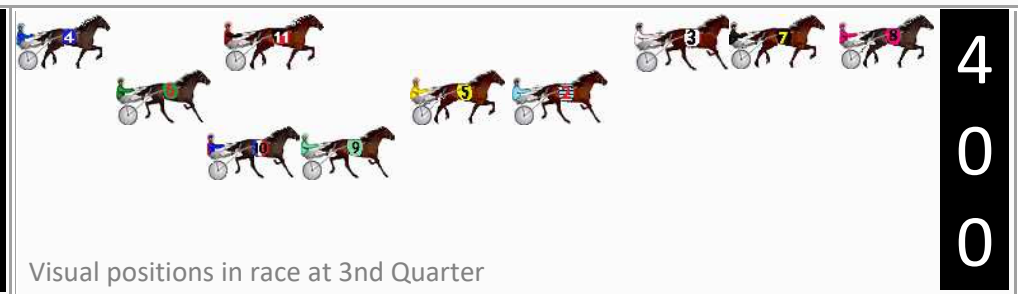

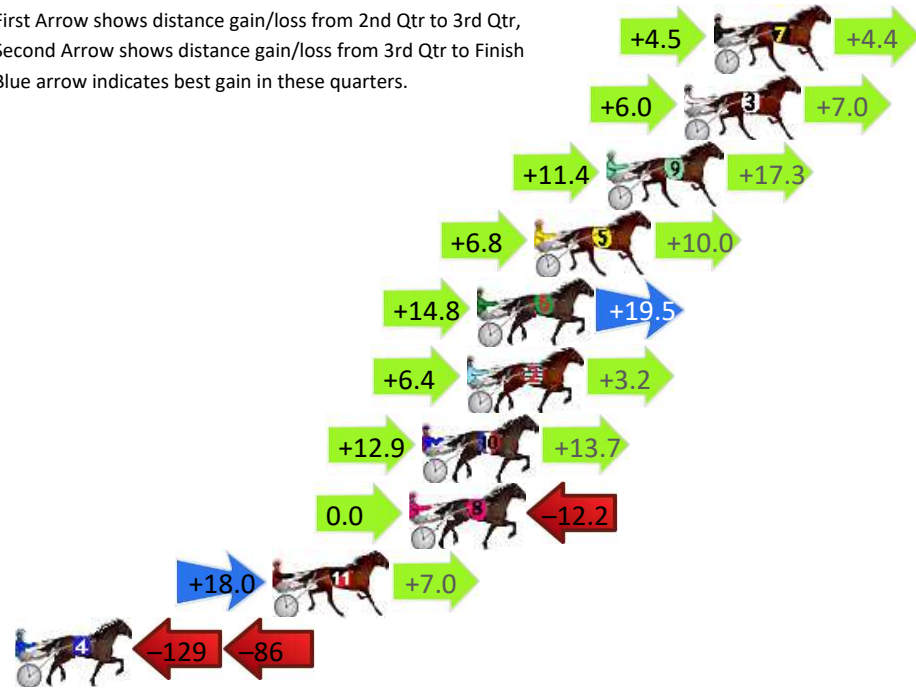
Gross Time: 1:49.10 MileRate: 1:49.10 LeadTime: 0.00s First Qtr: 26.40s Second Qtr: 27.90s Third Qtr: 27.20s Fourth Qtr: 27.60s

DATA TABLE: 800 / 400 Posi's are position from leader and (how wide the horse was at that position)

No	Horse	Plc	Mar	800 Posi	400 Posi	Time	3rd Qtr	4th Qt
7	SUGAR PIE HONEY	1	0.0m	8.9m (0)	4.4m (0)	1:49.10	26.90s	27.30s
3	HARLEEQUIN	2	1.2m	14.2m (0)	8.2m (0)	1:49.19	26.80s	27.13s
9	STENO	3	4.3m	33.0m (1)	21.6m (2)	1:49.41	26.44s	26.44s
5	NAMAKA	4	7.2m	24.0m (0)	17.2m (1)	1:49.62	26.75s	26.95s
6	MISSAUDACIOUS	5	9.5m	43.8m (0)	29.0m (1)	1:49.79	26.21s	26.32s
2	SKY BLU	6	9.9m	19.5m (0)	13.1m (1)	1:49.82	26.77s	27.42s
10	GUNNA RELOAD	7	11.7m	38.3m (1)	25.4m (2)	1:49.95	26.34s	26.72s
8	TOKYO ROSE	8	12.2m	0.0m (0)	0.0m (0)	1:49.99	27.20s	28.49s
11	SOHO AMERICANO	9	17.7m	42.7m (1)	24.7m (0)	1:50.39	25.99s	27.21s
4	IMA QUEEN BEE	10	253.3m	39.6m (0)	168.0m (0)	2:07.49	35.96s	34.55s

Finish Position and metres gained

First Arrow shows distance gain/loss from 2nd Qtr to 3rd Qtr, Second Arrow shows distance gain/loss from 3rd Qtr to Finish
Blue arrow indicates best gain in these quarters.



Menangle Race 3 Distance 1609m

Saturday, 23 May 2026

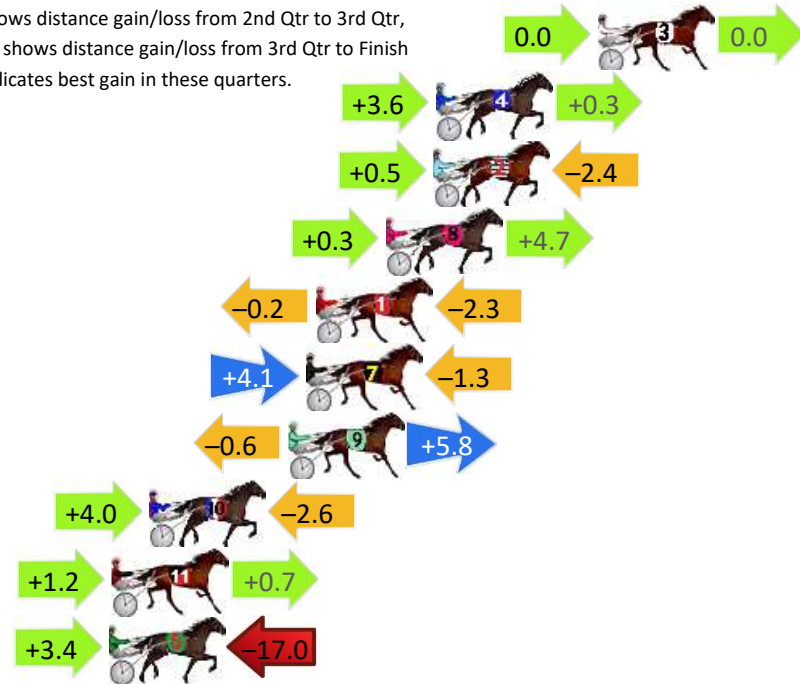
Gross Time: 1:51.40 MileRate: 1:51.40 LeadTime: 0.00s First Qtr: 28.20s Second Qtr: 29.60s Third Qtr: 27.50s Fourth Qtr: 26.10s

DATA TABLE: 800 / 400 Posi's are position from leader and (how wide the horse was at that position)

No	Horse	Plc	Mar	800 Posi	400 Posi	Time	3rd Qtr	4th Qt
3	CYNICAL	1	0.0m	0.0m (0)	0.0m (0)	1:51.40	27.50s	26.10s
4	ISLA ROCHELLE	2	6.5m	10.4m (1)	6.8m (1)	1:51.85	27.25s	26.09s
2	RIVERA LOU	3	6.6m	4.7m (0)	4.2m (0)	1:51.85	27.46s	26.27s
8	LAYDEN	4	8.5m	13.5m (0)	13.2m (0)	1:51.99	27.46s	25.81s
1	KASBAH	5	11.3m	8.8m (0)	9.0m (0)	1:52.18	27.50s	26.28s
7	MESSERATI	6	11.7m	14.5m (1)	10.4m (1)	1:52.21	27.21s	26.21s
9	PETES CRUNCH TIME	7	12.4m	17.6m (0)	18.2m (1)	1:52.25	27.51s	25.74s
10	WICKED CONFESSION	8	18.0m	19.4m (1)	15.4m (2)	1:52.64	27.20s	26.31s
11	SPIRIT OF ANARCHY	9	19.5m	21.4m (0)	20.2m (2)	1:52.74	27.39s	26.10s
6	TUKAHA	10	19.6m	6.0m (1)	2.6m (1)	1:52.75	27.27s	27.28s

Finish Position and metres gained

First Arrow shows distance gain/loss from 2nd Qtr to 3rd Qtr, Second Arrow shows distance gain/loss from 3rd Qtr to Finish
Blue arrow indicates best gain in these quarters.



800

Visual positions in race at 2nd Quarter



400

Visual positions in race at 3rd Quarter



Menangle Race 4 Distance 1609m

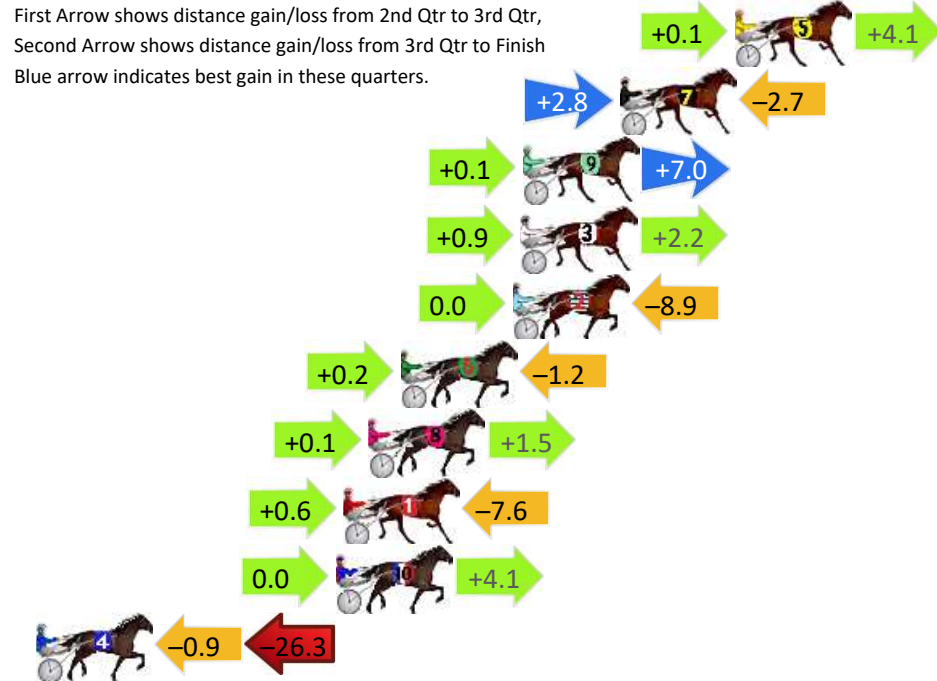
Saturday, 23 May 2026

Gross Time: 1:51.50 MileRate: 1:51.50 LeadTime: 0.00s First Qtr: 26.30s Second Qtr: 29.70s Third Qtr: 28.60s Fourth Qtr: 27.00s

DATA TABLE: 800 / 400 Posi's are position from leader and (how wide the horse was at that position)

No	Horse	Plc	Mar	800 Posi	400 Posi	Time	3rd Qtr	4th Qt
5	SEASIDE BOULEVARD	1	0.0m	4.2m (0)	4.1m (0)	1:51.50	28.58s	26.72s
7	SNAP SHOT	2	4.6m	4.7m (2)	1.9m (1)	1:51.83	28.40s	27.19s
9	ELEGANT STRIDE	3	8.5m	15.6m (1)	15.5m (2)	1:52.10	28.56s	26.54s
3	BETTINE	4	8.6m	11.7m (1)	10.8m (2)	1:52.11	28.52s	26.86s
2	WHERE BACK	5	8.9m	0.0m (0)	0.0m (0)	1:52.13	28.60s	27.63s
6	THE ROGUE I AM	6	13.4m	12.4m (0)	12.2m (0)	1:52.45	28.56s	27.11s
8	TIGERLICIOUS	7	14.7m	16.3m (0)	16.2m (0)	1:52.55	28.56s	26.93s
1	PRINCESS BALLERINA	8	15.7m	8.7m (0)	8.1m (0)	1:52.62	28.54s	27.56s
10	SHAZADELE	9	16.0m	20.1m (1)	20.1m (2)	1:52.64	28.56s	26.75s
4	FLOJOS BEST	10	34.6m	7.4m (1)	8.3m (1)	1:53.96	28.65s	28.89s

Finish Position and metres gained



800

Visual positions in race at 2nd Quarter



400

Visual positions in race at 3rd Quarter



Menangle Race 5 Distance 1609m

Saturday, 23 May 2026


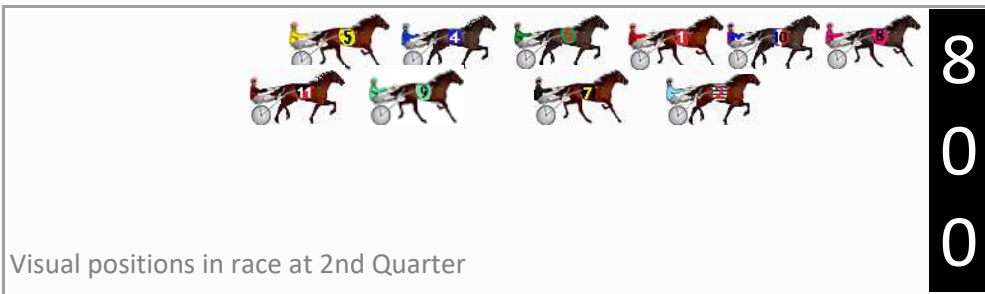

Gross Time: 1:49.10 MileRate: 1:49.10 LeadTime: 0.00s First Qtr: 26.50s Second Qtr: 28.50s Third Qtr: 28.40s Fourth Qtr: 25.70s

DATA TABLE: 800 / 400 Posi's are position from leader and (how wide the horse was at that position)

No	Horse	Plc	Mar	800 Posi	400 Posi	Time	3rd Qtr	4th Qt
8	CAPTAINS MISTRESS	1	0.0m	0.0m (0)	0.0m (0)	1:49.10	28.40s	25.70s
10	HI MANAMEISJEFF	2	3.3m	4.0m (0)	4.2m (0)	1:49.32	28.40s	25.64s
9	PINSEEKER	3	11.6m	18.3m (1)	9.9m (2)	1:49.89	27.78s	25.82s
7	BETTERTHANCASH	4	12.6m	11.7m (1)	7.4m (1)	1:49.96	28.07s	26.06s
1	SEASIDER	5	14.4m	7.9m (0)	8.3m (0)	1:50.08	28.40s	26.12s
6	CAPTAIN BELLASARIO	6	15.7m	12.5m (0)	12.2m (0)	1:50.17	28.34s	25.95s
11	NYACK	7	16.3m	23.1m (1)	14.7m (2)	1:50.21	27.76s	25.82s
5	ALTA WILLIAM	8	19.5m	21.5m (0)	21.6m (1)	1:50.42	28.33s	25.57s
4	HUTA	9	19.6m	17.0m (0)	17.5m (1)	1:50.43	28.37s	25.86s
2	DANCE WITH CARMER	10	25.7m	6.4m (1)	3.2m (1)	1:50.84	28.17s	27.23s

Finish Position and metres gained

First Arrow shows distance gain/loss from 2nd Qtr to 3rd Qtr, Second Arrow shows distance gain/loss from 3rd Qtr to Finish
Blue arrow indicates best gain in these quarters.



Menangle Race 6 Distance 2300m

Saturday, 23 May 2026

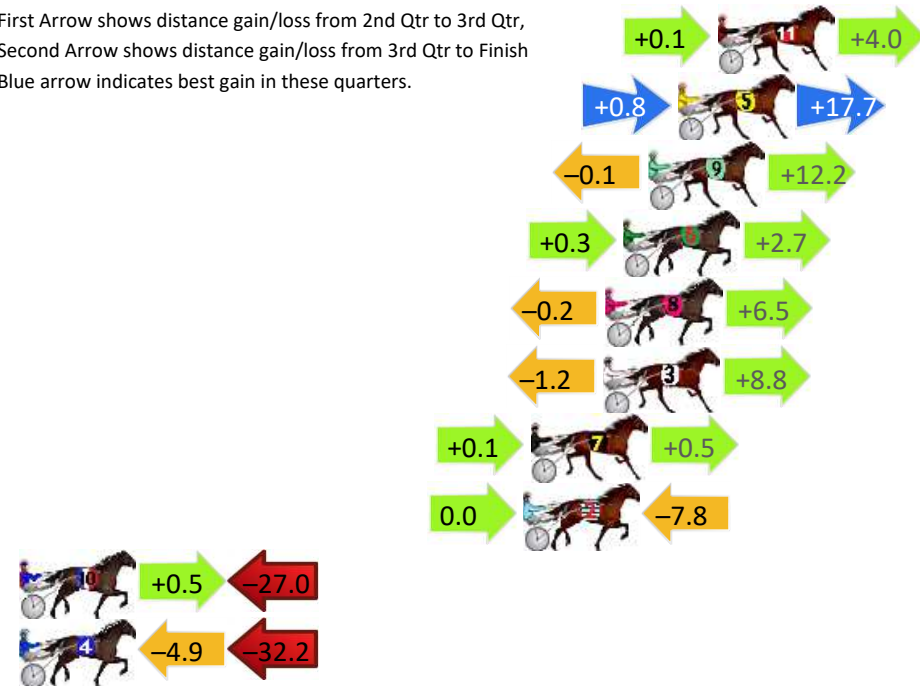
Gross Time: 2:43.70 MileRate: 1:54.60 LeadTime: 48.60s First Qtr: 29.80s Second Qtr: 29.20s Third Qtr: 27.80s Fourth Qtr: 28.30s

DATA TABLE: 800 / 400 Posi's are position from leader and (how wide the horse was at that position)

No	Horse	Plc	Mar	800 Posi	400 Posi	Time	3rd Qtr	4th Qt
11	ITS CONFIDENTIAL	1	0.0m	4.1m (0)	4.0m (0)	2:43.70	27.80s	28.02s
5	JETTER SON	2	1.6m	20.1m (1)	19.3m (3)	2:43.82	27.75s	27.08s
9	INTRUSION	3	2.8m	14.9m (1)	15.0m (3)	2:43.91	27.81s	27.47s
6	ULTIMATE CRUZA	4	3.8m	6.8m (1)	6.5m (1)	2:43.98	27.79s	28.13s
8	WITHDISTINCTION	5	4.5m	10.8m (1)	11.0m (2)	2:44.03	27.82s	27.87s
3	INDASKY	6	4.6m	12.2m (0)	13.4m (1)	2:44.04	27.89s	27.71s
7	ACTION MAJOR	7	7.5m	8.1m (0)	8.0m (0)	2:44.26	27.80s	28.30s
2	PARTY CENTRAL	8	7.8m	0.0m (0)	0.0m (0)	2:44.28	27.80s	28.88s
10	SAO PAULO SIMBA	9	29.2m	2.7m (1)	2.2m (1)	2:45.87	27.77s	30.32s
4	NICELY SPOKEN	10	53.6m	16.5m (0)	21.4m (1)	2:47.69	28.15s	30.79s

Finish Position and metres gained

First Arrow shows distance gain/loss from 2nd Qtr to 3rd Qtr, Second Arrow shows distance gain/loss from 3rd Qtr to Finish
Blue arrow indicates best gain in these quarters.



800

Visual positions in race at 2nd Quarter



400

Visual positions in race at 3rd Quarter

Menangle Race 7 Distance 1609m

Saturday, 23 May 2026

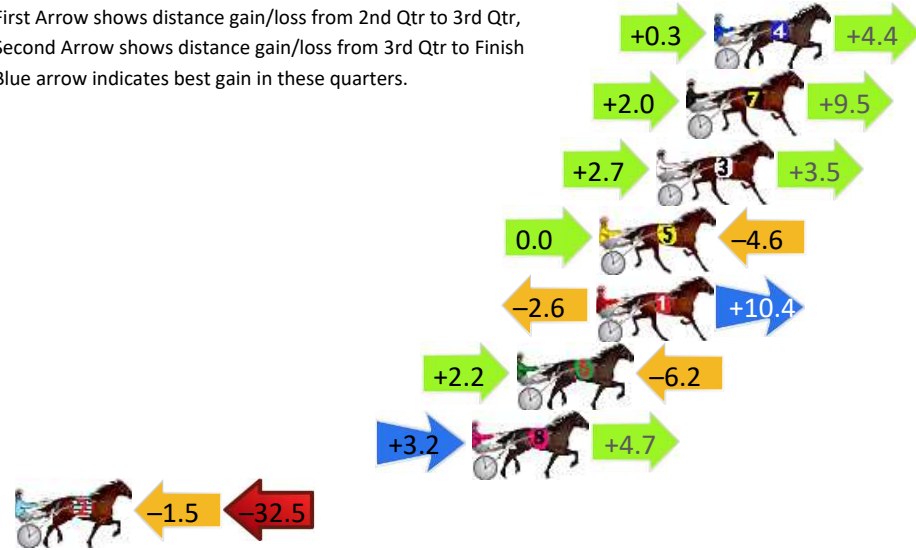
Gross Time: 1:51.40 MileRate: 1:51.40 LeadTime: 0.00s First Qtr: 27.60s Second Qtr: 28.60s Third Qtr: 27.70s Fourth Qtr: 27.50s

DATA TABLE: 800 / 400 Posi's are position from leader and (how wide the horse was at that position)

NoHorse	Plc	Mar	800 Posi	400 Posi	Time	3rd Qtr	4th Qt
4 ENJABONARLO	1	0.0m	4.7m (0)	4.4m (0)	1:51.40	27.68s	27.20s
7 ALERT BAY	2	1.1m	12.6m (1)	10.6m (2)	1:51.48	27.56s	26.85s
3 EYE CAN EAR AMOUR	3	2.3m	8.5m (1)	5.8m (1)	1:51.57	27.51s	27.27s
5 SOHO PIASTRI	4	4.6m	0.0m (0)	0.0m (0)	1:51.73	27.70s	27.83s
1 UPTOWN CHANCE	5	4.7m	12.5m (0)	15.1m (1)	1:51.74	27.87s	26.81s
6 BETTORLEFTALONE	6	7.9m	3.9m (1)	1.7m (1)	1:51.97	27.55s	27.96s
8 MESSAGE BANK	7	9.7m	17.6m (1)	14.4m (2)	1:52.10	27.48s	27.21s
2 SOHO WASHINGTON	8	42.7m	8.7m (0)	10.2m (0)	1:54.49	27.80s	29.89s

Finish Position and metres gained

First Arrow shows distance gain/loss from 2nd Qtr to 3rd Qtr, Second Arrow shows distance gain/loss from 3rd Qtr to Finish
Blue arrow indicates best gain in these quarters.



8
0
0

Visual positions in race at 2nd Quarter



4
0
0

Visual positions in race at 3rd Quarter



Menangle Race 8 Distance 1609m

Saturday, 23 May 2026



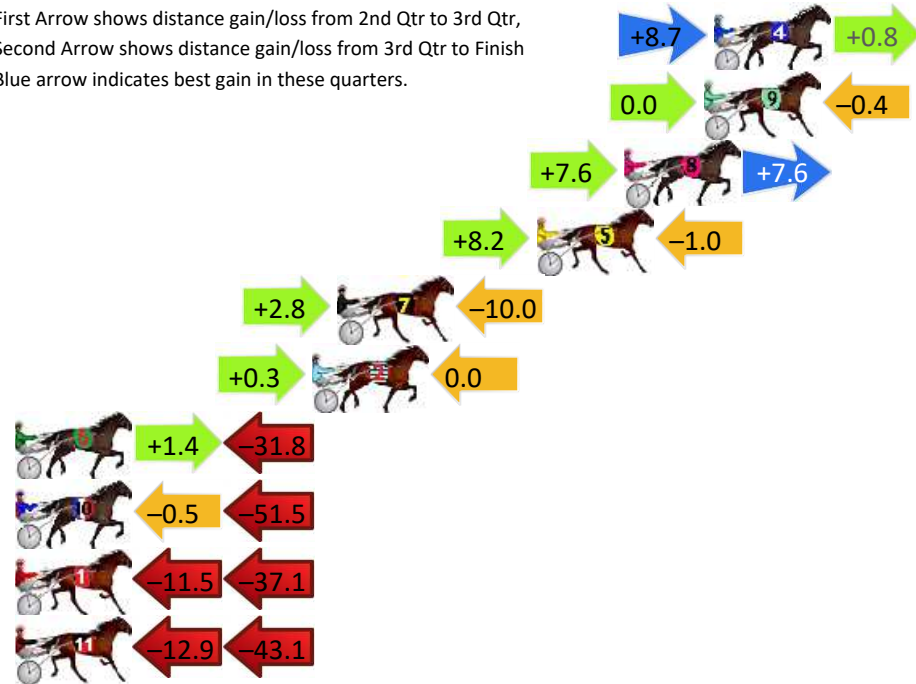
Gross Time: 1:53.30 MileRate: 1:53.30 LeadTime: 0.00s First Qtr: 28.00s Second Qtr: 28.40s Third Qtr: 28.50s Fourth Qtr: 28.40s

DATA TABLE: 800 / 400 Posi's are position from leader and (how wide the horse was at that position)

No	Horse	Plc	Mar	800 Posi	400 Posi	Time	3rd Qtr	4th Qt
4	I AM HELLBOUND	1	0.0m	9.5m (1)	0.8m (1)	1:53.30	27.89s	28.35s
9	CONSTANTINOPLE	2	0.4m	0.0m (0)	0.0m (0)	1:53.33	28.50s	28.43s
8	LONDON TO A BRICK	3	3.6m	18.8m (1)	11.2m (2)	1:53.57	27.96s	27.88s
5	SPEEDY LOVER	4	7.1m	14.3m (1)	6.1m (1)	1:53.83	27.93s	28.50s
7	WATTS UP PARTYTIME	5	15.1m	7.9m (0)	5.1m (0)	1:54.43	28.30s	29.17s
2	LOTUS LOUISE	6	16.1m	16.4m (0)	16.1m (0)	1:54.50	28.48s	28.46s
6	TORO STRIDE	7	42.6m	12.2m (0)	10.8m (0)	1:56.48	28.40s	30.82s
10	THE PRIESTESS	8	74.1m	22.1m (0)	22.6m (0)	1:58.83	28.54s	32.33s
1	PARAMOUNT KIWI	9	106.7m	58.1m (0)	69.6m (0)	2:01.26	29.32s	31.44s
11	RAKERO BLAZE	10	125.4m	69.4m (0)	82.3m (0)	2:02.66	29.42s	31.94s

Finish Position and metres gained

First Arrow shows distance gain/loss from 2nd Qtr to 3rd Qtr, Second Arrow shows distance gain/loss from 3rd Qtr to Finish
Blue arrow indicates best gain in these quarters.



Menangle Race 9 Distance 1609m

Saturday, 23 May 2026

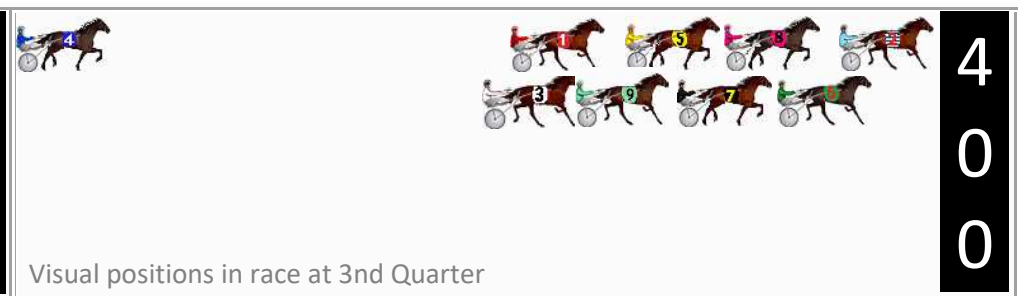


Gross Time: 1:52.80 MileRate: 1:52.80 LeadTime: 0.00s First Qtr: 26.20s Second Qtr: 30.70s Third Qtr: 29.20s Fourth Qtr: 26.80s

DATA TABLE: 800 / 400 Posi's are position from leader and (how wide the horse was at that position)

No	Horse	Plc	Mar	800 Posi	400 Posi	Time	3rd Qtr	4th Qt
9	STAR TO FALL	1	0.0m	20.0m (1)	10.6m (1)	1:52.80	28.49s	26.07s
8	WHERE'S MY REASON	2	0.2m	4.4m (0)	4.6m (0)	1:52.81	29.20s	26.49s
6	HIGHINDELIGHT	3	1.6m	11.7m (1)	2.5m (1)	1:52.91	28.53s	26.74s
2	ENOLA	4	9.8m	0.0m (0)	0.0m (0)	1:53.49	29.20s	27.49s
1	CENT FOR PLEASURE	5	11.2m	13.5m (0)	13.2m (0)	1:53.59	29.14s	26.67s
7	APPLAUDING	6	11.3m	15.8m (1)	6.5m (1)	1:53.60	28.51s	27.14s
5	WHITBYS DELIGHT	7	12.0m	8.6m (0)	8.6m (0)	1:53.65	29.18s	27.05s
3	THREETWONINE	8	13.5m	17.9m (0)	14.3m (1)	1:53.75	28.89s	26.76s
4	FAKE FRIENDS	9	269.3m	157.1m (0)	179.3m (0)	2:11.82	30.28s	33.34s

Finish Position and metres gained

First Arrow shows distance gain/loss from 2nd Qtr to 3rd Qtr, Second Arrow shows distance gain/loss from 3rd Qtr to Finish. Blue arrow indicates best gain in these quarters.



Menangle Race 10 Distance 1609m

Saturday, 23 May 2026


Gross Time: 1:52.30 MileRate: 1:52.30 LeadTime: 0.00s First Qtr: 27.00s Second Qtr: 29.40s Third Qtr: 28.60s Fourth Qtr: 27.30s

DATA TABLE: 800 / 400 Posi's are position from leader and (how wide the horse was at that position)

No	Horse	Plc	Mar	800 Posi	400 Posi	Time	3rd Qtr	4th Qt
8	RAVISHING SLOY	1	0.0m	9.3m (0)	9.4m (1)	1:52.30	28.59s	26.65s
1	VITE MONET	2	3.0m	13.5m (0)	13.2m (1)	1:52.52	28.55s	26.60s
9	DOM TORETTO	3	3.3m	0.0m (0)	0.0m (0)	1:52.54	28.60s	27.54s
7	PROMISING	4	6.2m	18.0m (0)	16.7m (0)	1:52.75	28.48s	26.59s
4	SURFERS DELIGHT	5	7.3m	18.7m (1)	20.0m (2)	1:52.82	28.66s	26.44s
6	DOUBLE FEAR	6	8.1m	14.7m (1)	16.0m (2)	1:52.88	28.66s	26.77s
10	CYA ART	7	9.6m	22.0m (0)	21.3m (0)	1:52.99	28.52s	26.51s
2	MONTALBANO	8	10.7m	4.8m (0)	4.6m (0)	1:53.07	28.58s	27.75s
5	HES A MEISTER	9	18.5m	22.3m (1)	25.2m (2)	1:53.63	28.76s	26.88s
3	DOUBLE ACT	10	78.0m	10.8m (1)	18.1m (1)	1:57.91	29.09s	31.65s

Finish Position and metres gained

First Arrow shows distance gain/loss from 2nd Qtr to 3rd Qtr, Second Arrow shows distance gain/loss from 3rd Qtr to Finish
Blue arrow indicates best gain in these quarters.



800

Visual positions in race at 2nd Quarter



400

Visual positions in race at 3rd Quarter

