

# Menangle Race 1 Distance 2300m

Tuesday, 2 June 2026


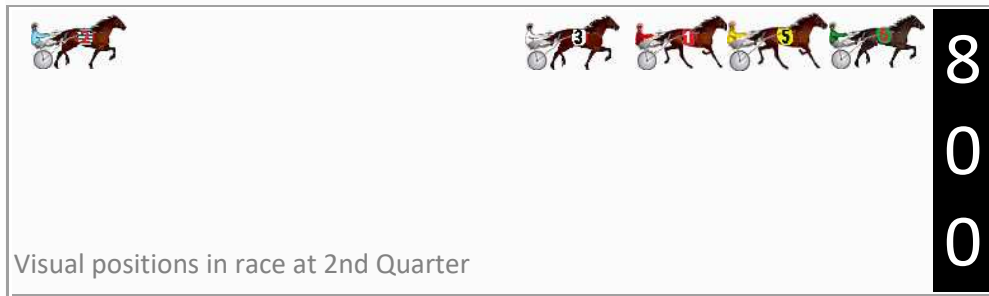
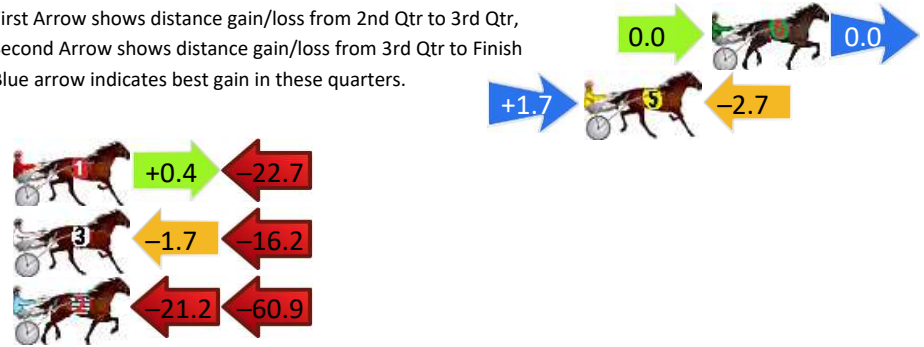
Gross Time: 2:52.70 MileRate: 2:00.80 LeadTime: 53.00s First Qtr: 31.70s Second Qtr: 29.90s Third Qtr: 29.80s Fourth Qtr: 28.30s

DATA TABLE: 800 / 400 Posi's are position from leader and (how wide the horse was at that position)

| NoHorse | Plc              | Mar | 800 Posi | 400 Posi   | Time    | 3rd Qtr | 4th Qt |
|---------|------------------|-----|----------|------------|---------|---------|--------|
| 6       | GLADIATRIX       | 1   | 0.0m     | 0.0m (0)   | 2:52.70 | 29.80s  | 28.30s |
| 5       | CEE CEE IN PARIS | 2   | 5.1m     | 4.1m (0)   | 2:53.08 | 29.67s  | 28.51s |
| 1       | LONELY ROAD      | 3   | 30.1m    | 7.8m (0)   | 2:54.94 | 29.75s  | 30.00s |
| 3       | PURPLE MOON      | 4   | 30.1m    | 12.2m (0)  | 2:54.94 | 29.90s  | 29.54s |
| 2       | MAXIMUM STRIDE   | 5   | 182.5m   | 100.4m (0) | 3:06.27 | 31.14s  | 33.09s |

## Finish Position and metres gained

First Arrow shows distance gain/loss from 2nd Qtr to 3rd Qtr,  
Second Arrow shows distance gain/loss from 3rd Qtr to Finish  
Blue arrow indicates best gain in these quarters.



# Menangle Race 2 Distance 1609m

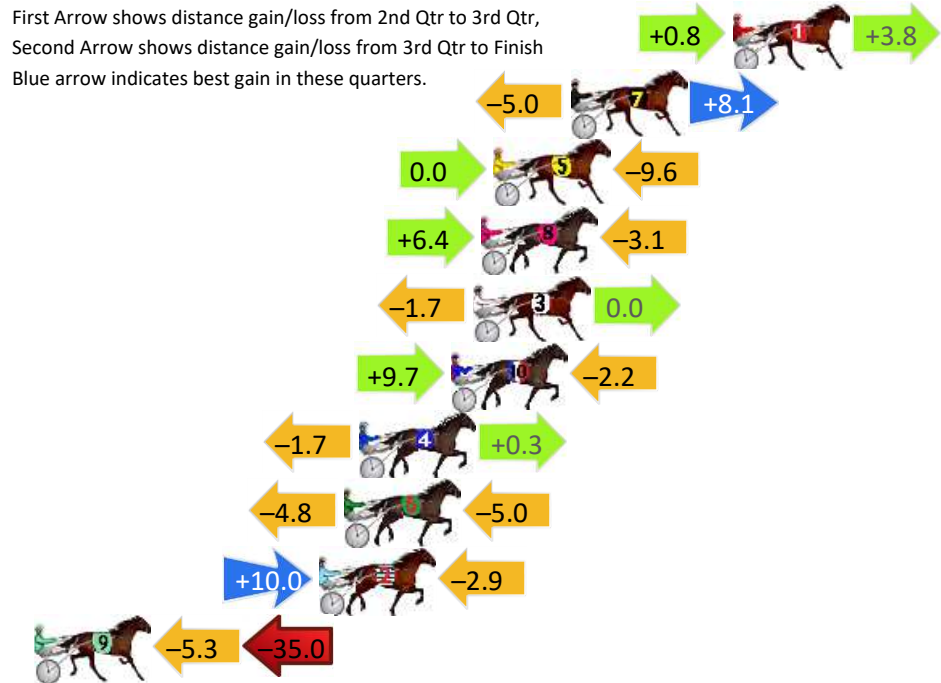
Tuesday, 2 June 2026

Gross Time: 1:57.50 MileRate: 1:57.50 LeadTime: 0.00s First Qtr: 29.00s Second Qtr: 29.70s Third Qtr: 29.70s Fourth Qtr: 29.10s

DATA TABLE: 800 / 400 Posi's are position from leader and (how wide the horse was at that position)

| No | Horse               | Plc | Mar   | 800 Posi  | 400 Posi  | Time    | 3rd Qtr | 4th Qt |
|----|---------------------|-----|-------|-----------|-----------|---------|---------|--------|
| 1  | PRINCESS DU FER     | 1   | 0.0m  | 4.6m (0)  | 3.8m (0)  | 1:57.50 | 29.64s  | 28.82s |
| 7  | FRANKYTHEFRENCH MAN | 2   | 6.5m  | 9.6m (1)  | 14.6m (2) | 1:58.00 | 30.06s  | 28.53s |
| 5  | TARENDAISE          | 3   | 9.6m  | 0.0m (0)  | 0.0m (0)  | 1:58.23 | 29.70s  | 29.83s |
| 8  | AFFAIRE DE COVER    | 4   | 10.1m | 13.4m (1) | 7.0m (2)  | 1:58.27 | 29.22s  | 29.36s |
| 3  | DONNIE GAL          | 5   | 10.4m | 8.7m (0)  | 10.4m (0) | 1:58.29 | 29.82s  | 29.13s |
| 10 | ADDICTIVE STRIDE    | 6   | 11.3m | 18.8m (1) | 9.1m (3)  | 1:58.36 | 28.97s  | 29.30s |
| 4  | EWING               | 7   | 15.0m | 13.6m (0) | 15.3m (0) | 1:58.65 | 29.82s  | 29.13s |
| 6  | WYNBERG WATCH       | 8   | 15.6m | 5.8m (1)  | 10.6m (1) | 1:58.69 | 30.05s  | 29.52s |
| 2  | WATTS UP THE HILL   | 9   | 16.6m | 23.7m (1) | 13.7m (3) | 1:58.77 | 28.95s  | 29.37s |
| 9  | MAJESTIC FUNDS      | 10  | 41.8m | 1.5m (1)  | 6.8m (1)  | 2:00.69 | 30.09s  | 31.80s |

## Finish Position and metres gained



800

Visual positions in race at 2nd Quarter



400

Visual positions in race at 3rd Quarter



# Menangle Race 3 Distance 1609m

Tuesday, 2 June 2026

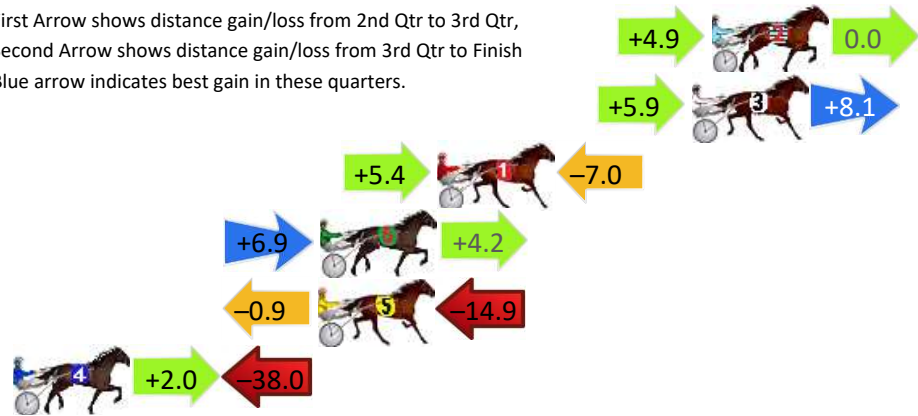
Gross Time: 1:54.40 MileRate: 1:54.40 LeadTime: 0.00s First Qtr: 28.00s Second Qtr: 29.80s Third Qtr: 28.20s Fourth Qtr: 28.40s

DATA TABLE: 800 / 400 Posi's are position from leader and (how wide the horse was at that position)

| NoHorse           | Plc | Mar   | 800 Posi  | 400 Posi  | Time    | 3rd Qtr | 4th Qt |
|-------------------|-----|-------|-----------|-----------|---------|---------|--------|
| 2 DON HUNTER      | 1   | 0.0m  | 4.9m (0)  | 0.0m (1)  | 1:54.40 | 27.86s  | 28.40s |
| 3 WICKED MOTION   | 2   | 0.8m  | 14.8m (0) | 8.9m (0)  | 1:54.46 | 27.79s  | 27.83s |
| 1 REVVIN REYNARD  | 3   | 11.0m | 9.4m (0)  | 4.0m (1)  | 1:55.22 | 27.82s  | 28.94s |
| 6 SPECIALS POSTER | 4   | 15.7m | 26.8m (0) | 19.9m (1) | 1:55.57 | 27.72s  | 28.17s |
| 5 LOCHINVAR JAZZ  | 5   | 15.8m | 0.0m (0)  | 0.9m (0)  | 1:55.58 | 28.27s  | 29.51s |
| 4 OUR MAIN MAN    | 6   | 57.1m | 21.1m (0) | 19.1m (0) | 1:58.66 | 28.07s  | 31.31s |

## Finish Position and metres gained

First Arrow shows distance gain/loss from 2nd Qtr to 3rd Qtr, Second Arrow shows distance gain/loss from 3rd Qtr to Finish  
Blue arrow indicates best gain in these quarters.



8  
0  
0

Visual positions in race at 2nd Quarter



4  
0  
0

Visual positions in race at 3rd Quarter



# Menangle Race 4 Distance 1609m

Tuesday, 2 June 2026




Gross Time: 1:54.90 MileRate: 1:54.90 LeadTime: 0.00s First Qtr: 28.50s Second Qtr: 29.10s Third Qtr: 28.10s Fourth Qtr: 29.20s

DATA TABLE: 800 / 400 Posi's are position from leader and (how wide the horse was at that position)

| NoHorse              | Plc | Mar    | 800 Posi  | 400 Posi  | Time    | 3rd Qtr | 4th Qt |
|----------------------|-----|--------|-----------|-----------|---------|---------|--------|
| 10 YOUR MAJESTY      | 1   | 0.0m   | 2.7m (1)  | 0.0m (1)  | 1:54.90 | 27.91s  | 29.20s |
| 5 CHIEF RUNNINGCLOUD | 2   | 5.7m   | 7.3m (1)  | 6.2m (1)  | 1:55.34 | 28.03s  | 29.20s |
| 4 SAN JUAN MOUNTAIN  | 3   | 17.8m  | 0.0m (0)  | 1.5m (0)  | 1:56.26 | 28.21s  | 30.46s |
| 1 SHOULD BEABARCA    | 4   | 18.8m  | 11.5m (0) | 14.4m (0) | 1:56.34 | 28.33s  | 29.61s |
| 2 LAST CLANSMAN      | 5   | 20.0m  | 11.6m (1) | 12.4m (1) | 1:56.43 | 28.17s  | 29.85s |
| 3 ITZFERGIETIME      | 6   | 23.1m  | 4.0m (0)  | 9.9m (0)  | 1:56.67 | 28.53s  | 30.26s |
| 8 THE PRIESTESS      | 7   | 100.7m | 57.8m (0) | 65.5m (0) | 2:02.61 | 28.73s  | 32.25s |
| 7 VALTINO            | 8   | 107.5m | 41.2m (0) | 69.7m (0) | 2:03.13 | 30.19s  | 32.47s |
| 9 PARAMOUNT KIWI     | 9   | 117.5m | 66.4m (0) | 76.8m (0) | 2:03.90 | 28.93s  | 32.73s |

## Finish Position and metres gained

First Arrow shows distance gain/loss from 2nd Qtr to 3rd Qtr, Second Arrow shows distance gain/loss from 3rd Qtr to Finish  
Blue arrow indicates best gain in these quarters.



# Menangle Race 5 Distance 1609m




Tuesday, 2 June 2026

Gross Time: 1:55.80 MileRate: 1:55.80 LeadTime: 0.00s First Qtr: 28.20s Second Qtr: 29.50s Third Qtr: 29.40s Fourth Qtr: 28.70s

DATA TABLE: 800 / 400 Posi's are position from leader and (how wide the horse was at that position)

| No | Horse           | Plc | Mar   | 800 Posi  | 400 Posi  | Time    | 3rd Qtr | 4th Qt |
|----|-----------------|-----|-------|-----------|-----------|---------|---------|--------|
| 1  | PEACHESNCREAM   | 1   | 0.0m  | 4.4m (0)  | 3.6m (0)  | 1:55.80 | 29.34s  | 28.44s |
| 3  | SWINGING QUEEN  | 2   | 5.8m  | 17.0m (0) | 16.0m (1) | 1:56.24 | 29.31s  | 27.98s |
| 5  | SOPHIES WISH    | 3   | 8.5m  | 25.2m (0) | 20.1m (1) | 1:56.44 | 29.01s  | 27.89s |
| 10 | MAC TILLY       | 4   | 9.0m  | 0.0m (0)  | 0.0m (0)  | 1:56.48 | 29.40s  | 29.38s |
| 6  | COCTEAU DIAMOND | 5   | 10.2m | 9.0m (0)  | 7.5m (0)  | 1:56.57 | 29.28s  | 28.93s |
| 2  | IDEALLY SWEET   | 6   | 18.3m | 12.9m (0) | 11.4m (0) | 1:57.18 | 29.28s  | 29.26s |
| 7  | PAIGES BOULDER  | 7   | 22.9m | 29.0m (0) | 28.7m (1) | 1:57.53 | 29.35s  | 28.35s |
| 8  | THE SHOWGIRL    | 8   | 34.5m | 33.4m (0) | 32.1m (0) | 1:58.40 | 29.28s  | 28.98s |
| 4  | DOUBLE CLICK    | 9   | 45.7m | 20.8m (0) | 22.4m (0) | 1:59.24 | 29.50s  | 30.52s |
| 9  | DARK VELOCITY   | 10  | 59.5m | 38.9m (0) | 44.0m (0) | 2:00.28 | 29.74s  | 30.00s |

## Finish Position and metres gained



# Menangle Race 6 Distance 1609m

Tuesday, 2 June 2026

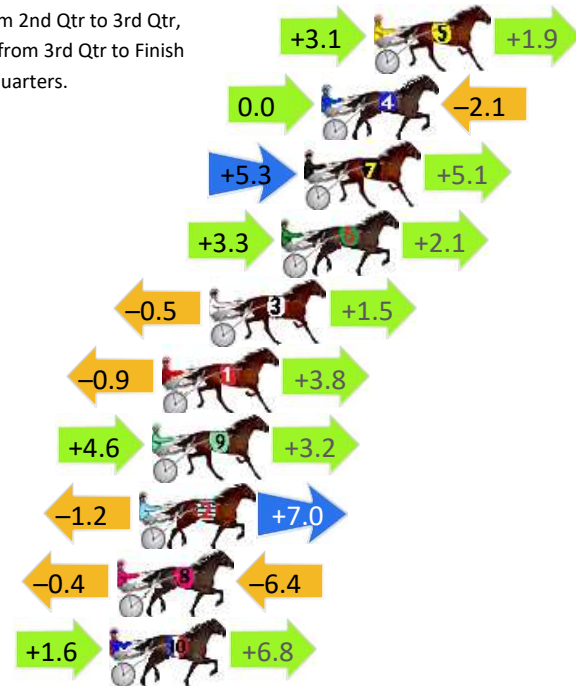
Gross Time: 1:54.60 MileRate: 1:54.60 LeadTime: 0.00s First Qtr: 27.40s Second Qtr: 29.60s Third Qtr: 29.70s Fourth Qtr: 27.90s

DATA TABLE: 800 / 400 Posi's are position from leader and (how wide the horse was at that position)

| No | Horse            | Plc | Mar   | 800 Posi  | 400 Posi  | Time    | 3rd Qtr | 4th Qt |
|----|------------------|-----|-------|-----------|-----------|---------|---------|--------|
| 5  | CHANGE TACT      | 1   | 0.0m  | 5.0m (1)  | 1.9m (1)  | 1:54.60 | 29.47s  | 27.77s |
| 4  | LUV THE NITELIFE | 2   | 2.1m  | 0.0m (0)  | 0.0m (0)  | 1:54.75 | 29.70s  | 28.05s |
| 7  | ADMIRABLE        | 3   | 2.8m  | 13.2m (1) | 7.9m (2)  | 1:54.81 | 29.30s  | 27.54s |
| 6  | BETTINE          | 4   | 3.7m  | 9.1m (1)  | 5.8m (1)  | 1:54.87 | 29.45s  | 27.76s |
| 3  | KEAYANG SANTIAGO | 5   | 6.6m  | 7.6m (0)  | 8.1m (0)  | 1:55.08 | 29.72s  | 27.80s |
| 1  | SKY CITY         | 6   | 8.5m  | 11.4m (0) | 12.3m (0) | 1:55.22 | 29.74s  | 27.64s |
| 9  | SURF ACE         | 7   | 8.9m  | 16.7m (1) | 12.1m (2) | 1:55.25 | 29.34s  | 27.68s |
| 2  | THE EX HORSEIST  | 8   | 9.4m  | 15.2m (0) | 16.4m (1) | 1:55.29 | 29.75s  | 27.42s |
| 8  | KASBAH           | 9   | 10.3m | 3.5m (0)  | 3.9m (0)  | 1:55.36 | 29.72s  | 28.38s |
| 10 | WESTERN STYLE    | 10  | 10.6m | 19.0m (0) | 17.4m (2) | 1:55.38 | 29.55s  | 27.43s |

## Finish Position and metres gained

First Arrow shows distance gain/loss from 2nd Qtr to 3rd Qtr, Second Arrow shows distance gain/loss from 3rd Qtr to Finish  
Blue arrow indicates best gain in these quarters.



800

Visual positions in race at 2nd Quarter



400

Visual positions in race at 3rd Quarter



# Menangle Race 7 Distance 1609m

Tuesday, 2 June 2026


Gross Time: 1:54.00 MileRate: 1:54.00 LeadTime: 0.00s First Qtr: 27.80s Second Qtr: 29.50s Third Qtr: 29.10s Fourth Qtr: 27.60s

DATA TABLE: 800 / 400 Posi's are position from leader and (how wide the horse was at that position)

| No | Horse              | Plc | Mar   | 800 Posi  | 400 Posi  | Time    | 3rd Qtr | 4th Qt |
|----|--------------------|-----|-------|-----------|-----------|---------|---------|--------|
| 5  | PERFECTDELIGHT     | 1   | 0.0m  | 12.2m (1) | 8.6m (2)  | 1:54.00 | 28.83s  | 26.99s |
| 4  | ALWAYSBGOOD        | 2   | 6.6m  | 8.0m (1)  | 4.7m (2)  | 1:54.48 | 28.85s  | 27.75s |
| 8  | RAYS REDEMPTION    | 3   | 11.5m | 15.8m (1) | 12.3m (2) | 1:54.84 | 28.83s  | 27.57s |
| 3  | TIME TO DANCE      | 4   | 13.7m | 3.6m (1)  | 5.0m (1)  | 1:54.99 | 29.19s  | 28.24s |
| 6  | KINGS FURY         | 5   | 16.2m | 0.0m (1)  | 1.1m (1)  | 1:55.18 | 29.17s  | 28.70s |
| 1  | DISCERNMENT        | 6   | 17.6m | 0.5m (0)  | 0.0m (0)  | 1:55.28 | 29.07s  | 28.88s |
| 10 | WILLS WAY          | 7   | 18.1m | 15.1m (0) | 12.4m (1) | 1:55.31 | 28.88s  | 28.04s |
| 9  | GO COLOUR MY WORLD | 8   | 18.7m | 19.4m (1) | 16.2m (0) | 1:55.36 | 28.84s  | 27.82s |
| 7  | VESPA STRIDE       | 9   | 18.8m | 10.7m (0) | 8.8m (0)  | 1:55.37 | 28.95s  | 28.35s |
| 2  | FORGIVE AND FORGET | 10  | 19.9m | 5.2m (0)  | 4.3m (0)  | 1:55.45 | 29.03s  | 28.75s |

## Finish Position and metres gained

First Arrow shows distance gain/loss from 2nd Qtr to 3rd Qtr, Second Arrow shows distance gain/loss from 3rd Qtr to Finish  
Blue arrow indicates best gain in these quarters.



800

Visual positions in race at 2nd Quarter



400

Visual positions in race at 3rd Quarter



# Menangle Race 8 Distance 1609m

Tuesday, 2 June 2026


Gross Time: 1:52.00 MileRate: 1:52.00 LeadTime: 0.00s First Qtr: 27.20s Second Qtr: 28.30s Third Qtr: 28.20s Fourth Qtr: 28.30s

DATA TABLE: 800 / 400 Posi's are position from leader and (how wide the horse was at that position)

| No | Horse                  | Plc | Mar   | 800 Posi  | 400 Posi  | Time    | 3rd Qtr | 4th Qt |
|----|------------------------|-----|-------|-----------|-----------|---------|---------|--------|
| 4  | SKY BLU                | 1   | 0.0m  | 15.0m (1) | 8.8m (1)  | 1:52.00 | 27.77s  | 27.69s |
| 7  | MAJOR ART              | 2   | 1.1m  | 11.0m (1) | 4.8m (1)  | 1:52.08 | 27.77s  | 28.05s |
| 8  | BETTORLIGHTEM UP       | 3   | 1.6m  | 0.0m (0)  | 0.0m (0)  | 1:52.12 | 28.20s  | 28.42s |
| 6  | BALTUSROL              | 4   | 2.9m  | 7.0m (1)  | 0.2m (1)  | 1:52.22 | 27.73s  | 28.50s |
| 5  | CASH AND BLING         | 5   | 3.9m  | 19.2m (1) | 13.0m (1) | 1:52.29 | 27.77s  | 27.68s |
| 9  | SPIRIT OF ARION        | 6   | 5.7m  | 23.5m (1) | 17.0m (1) | 1:52.42 | 27.75s  | 27.53s |
| 1  | BROWNIESATMIDNI<br>GHT | 7   | 7.4m  | 4.3m (0)  | 5.1m (0)  | 1:52.55 | 28.26s  | 28.49s |
| 10 | ARNIES ARMY            | 8   | 7.6m  | 18.3m (0) | 17.1m (0) | 1:52.57 | 28.12s  | 27.67s |
| 3  | CARLO GAMBINO          | 9   | 8.1m  | 14.3m (0) | 13.1m (0) | 1:52.60 | 28.12s  | 27.98s |
| 2  | GIPSY PRINCESS         | 10  | 24.3m | 10.0m (0) | 9.1m (0)  | 1:53.81 | 28.14s  | 29.47s |

## Finish Position and metres gained

First Arrow shows distance gain/loss from 2nd Qtr to 3rd Qtr, Second Arrow shows distance gain/loss from 3rd Qtr to Finish  
Blue arrow indicates best gain in these quarters.



8  
0  
0

Visual positions in race at 2nd Quarter



4  
0  
0

Visual positions in race at 3rd Quarter



# Menangle Race 9 Distance 1609m

Tuesday, 2 June 2026

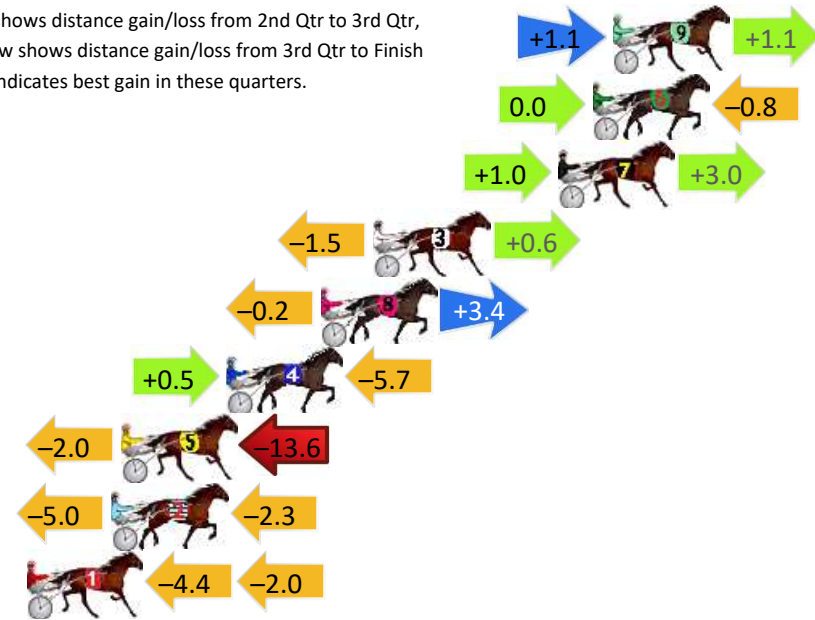
Gross Time: 1:51.20 MileRate: 1:51.20 LeadTime: 0.00s First Qtr: 26.60s Second Qtr: 29.40s Third Qtr: 27.70s Fourth Qtr: 27.50s

DATA TABLE: 800 / 400 Posi's are position from leader and (how wide the horse was at that position)

| NoHorse                | Plc | Mar   | 800 Posi  | 400 Posi  | Time    | 3rd Qtr | 4th Qt |
|------------------------|-----|-------|-----------|-----------|---------|---------|--------|
| 9 CLASSIC MISSION      | 1   | 0.0m  | 2.2m (1)  | 1.1m (1)  | 1:51.20 | 27.63s  | 27.43s |
| 6 WAMBOYNEINAMERICA    | 2   | 0.8m  | 0.0m (0)  | 0.0m (0)  | 1:51.26 | 27.70s  | 27.56s |
| 7 CYA ART              | 3   | 2.2m  | 6.2m (1)  | 5.2m (1)  | 1:51.36 | 27.63s  | 27.31s |
| 3 QUIET STORM          | 4   | 9.6m  | 8.7m (0)  | 10.2m (0) | 1:51.89 | 27.80s  | 27.49s |
| 8 MONTALBANO           | 5   | 11.7m | 14.9m (1) | 15.1m (1) | 1:52.05 | 27.71s  | 27.31s |
| 4 WE ALWAYS HAVE FAITH | 6   | 15.5m | 10.3m (1) | 9.8m (1)  | 1:52.32 | 27.67s  | 27.95s |
| 5 ULTIMATE BIRD        | 7   | 19.7m | 4.1m (0)  | 6.1m (0)  | 1:52.63 | 27.84s  | 28.51s |
| 2 ROMANEE              | 8   | 20.1m | 12.8m (0) | 17.8m (0) | 1:52.65 | 28.04s  | 27.73s |
| 1 ROCLEA IMAGE         | 9   | 23.5m | 17.1m (0) | 21.5m (1) | 1:52.90 | 27.99s  | 27.73s |

## Finish Position and metres gained

First Arrow shows distance gain/loss from 2nd Qtr to 3rd Qtr, Second Arrow shows distance gain/loss from 3rd Qtr to Finish  
Blue arrow indicates best gain in these quarters.



800

Visual positions in race at 2nd Quarter



400

Visual positions in race at 3rd Quarter

