

Wagga Riverina Race 1 Distance 1740m

Tuesday, 2 June 2026

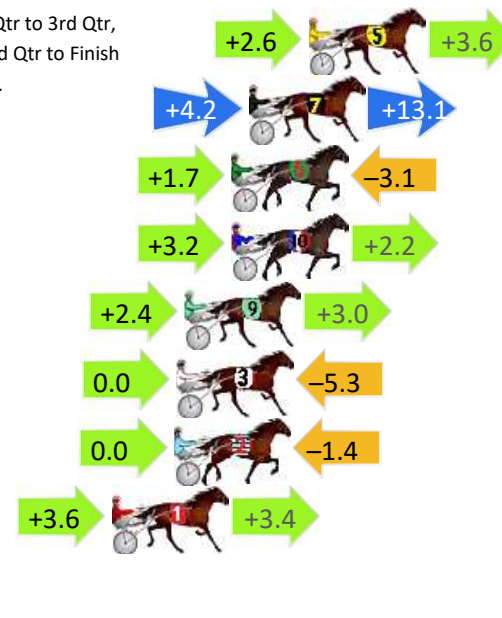
Gross Time: 2:08.20 MileRate: 1:58.60 LeadTime: 8.80s First Qtr: 29.30s Second Qtr: 31.80s Third Qtr: 30.40s Fourth Qtr: 27.90s

DATA TABLE: 800 / 400 Posi's are position from leader and (how wide the horse was at that position)

No	Horse	Plc	Mar	800 Posi	400 Posi	Time	3rd Qtr	4th Qt
5	GEOFFREY BEE	1	0.0m	6.2m (1)	3.6m (2)	2:08.20	30.19s	27.64s
7	OAK RIDGE	2	2.4m	19.7m (1)	15.5m (1)	2:08.38	30.03s	26.96s
6	CATCH THE SHARK	3	3.1m	1.7m (1)	0.0m (1)	2:08.43	30.27s	28.13s
10	ROCKET BOY	4	3.1m	8.5m (0)	5.3m (1)	2:08.43	30.14s	27.75s
9	KALYPSO RAINBOW	5	5.0m	10.4m (1)	8.0m (2)	2:08.57	30.19s	27.69s
3	ADIEU MIKENNIS	6	5.3m	0.0m (0)	0.0m (0)	2:08.59	30.40s	28.29s
2	CARMEN ON BLING	7	5.4m	4.0m (0)	4.0m (0)	2:08.60	30.39s	28.01s
1	BIDGEE BABE	8	7.9m	14.9m (1)	11.3m (1)	2:08.78	30.09s	27.66s
8	HANOVER SUNSHINE	9	38.0m	13.5m (0)	12.2m (0)	2:10.99	30.26s	29.81s

Finish Position and metres gained

First Arrow shows distance gain/loss from 2nd Qtr to 3rd Qtr, Second Arrow shows distance gain/loss from 3rd Qtr to Finish Blue arrow indicates best gain in these quarters.



Visual positions in race at 2nd Quarter



Visual positions in race at 3rd Quarter

Wagga Riverina Race 2 Distance 1740m

Tuesday, 2 June 2026

Gross Time: 2:06.00 MileRate: 1:56.50 LeadTime: 8.70s First Qtr: 28.90s Second Qtr: 29.60s Third Qtr: 29.80s Fourth Qtr: 29.00s

DATA TABLE: 800 / 400 Posi's are position from leader and (how wide the horse was at that position)

No	Horse	Plc	Mar	800 Posi	400 Posi	Time	3rd Qtr	4th Qt
4	CRIMSON ROCK	1	0.0m	0.0m (0)	0.0m (0)	2:06.00	29.80s	29.00s
8	TUFFASOLDBOOTS	2	0.4m	17.2m (1)	12.6m (2)	2:06.03	29.45s	28.11s
1	JUNGLE SHARK	3	8.5m	4.1m (0)	4.4m (0)	2:06.65	29.82s	29.33s
9	ARKLOW	4	8.5m	8.4m (0)	9.0m (0)	2:06.65	29.84s	28.99s
7	GLAMORS SYMBOL	5	14.9m	13.1m (0)	13.1m (1)	2:07.13	29.80s	29.17s
10	FIFTYSHADESOFHAY	6	16.2m	4.2m (1)	4.1m (1)	2:07.23	29.79s	29.93s
2	LITTLE COOL	7	17.8m	8.5m (1)	8.2m (1)	2:07.35	29.77s	29.75s
5	ALL SO SASSY	8	18.5m	21.6m (1)	17.2m (2)	2:07.41	29.47s	29.15s
3	BACKPADDOCKJACK	9	31.7m	13.2m (1)	8.8m (2)	2:08.41	29.47s	30.77s

Finish Position and metres gained

First Arrow shows distance gain/loss from 2nd Qtr to 3rd Qtr, Second Arrow shows distance gain/loss from 3rd Qtr to Finish. Blue arrow indicates best gain in these quarters.



800

Visual positions in race at 2nd Quarter



400

Visual positions in race at 3rd Quarter



Wagga Riverina Race 3 Distance 1740m

Tuesday, 2 June 2026


Gross Time: 2:05.10 MileRate: 1:55.70 LeadTime: 8.50s First Qtr: 29.30s Second Qtr: 30.10s Third Qtr: 29.60s Fourth Qtr: 27.60s

DATA TABLE: 800 / 400 Posi's are position from leader and (how wide the horse was at that position)

No	Horse	Plc	Mar	800 Posi	400 Posi	Time	3rd Qtr	4th Qt
6	MIKI SING	1	0.0m	2.3m (1)	4.5m (1)	2:05.10	29.75s	27.28s
5	CONSORT	2	3.0m	0.0m (0)	0.0m (0)	2:05.32	29.60s	27.82s
7	SET PLAY	3	4.9m	15.1m (1)	1.4m (2)	2:05.46	28.59s	27.86s
3	LITTLE SASSY BOY	4	6.5m	4.6m (0)	8.7m (0)	2:05.57	29.88s	27.45s
4	MAJOR ISSUES	5	8.4m	6.9m (1)	9.6m (1)	2:05.71	29.77s	27.53s
9	YANKEE BABE	6	12.5m	13.3m (0)	20.5m (1)	2:06.01	30.08s	27.05s
1	SHOOBEE SUNSET	7	36.8m	8.7m (0)	16.6m (0)	2:07.77	30.14s	29.09s
2	VINY JAY	8	42.6m	11.3m (1)	22.2m (2)	2:08.19	30.35s	29.11s
8	ABERCROMBIE ART	9	72.4m	19.4m (1)	31.0m (1)	2:10.36	30.37s	30.66s

Finish Position and metres gained

First Arrow shows distance gain/loss from 2nd Qtr to 3rd Qtr, Second Arrow shows distance gain/loss from 3rd Qtr to Finish
Blue arrow indicates best gain in these quarters.



800

Visual positions in race at 2nd Quarter



400

Visual positions in race at 3rd Quarter

Wagga Riverina Race 4 Distance 1740m

Tuesday, 2 June 2026

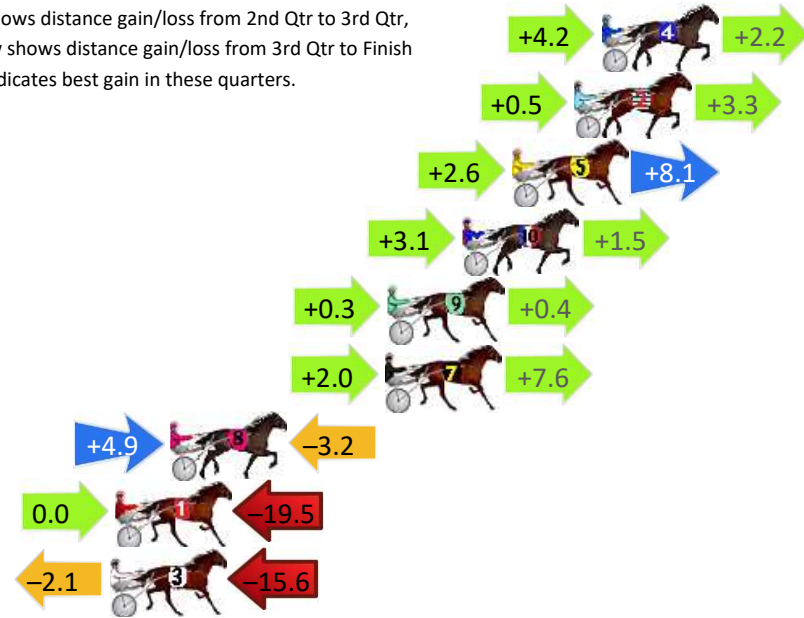
Gross Time: 2:05.20 MileRate: 1:55.80 LeadTime: 8.50s First Qtr: 27.60s Second Qtr: 29.90s Third Qtr: 29.60s Fourth Qtr: 29.60s

DATA TABLE: 800 / 400 Posi's are position from leader and (how wide the horse was at that position)

NoHorse	Plc	Mar	800 Posi	400 Posi	Time	3rd Qtr	4th Qt
4 SECRETS KEPT	1	0.0m	6.4m (1)	2.2m (2)	2:05.20	29.29s	29.44s
2 AVA LEANNE	2	1.1m	4.9m (0)	4.4m (0)	2:05.29	29.56s	29.37s
5 THE TALK	3	3.6m	14.3m (1)	11.7m (2)	2:05.48	29.41s	29.02s
10 MIRADOR LASS	4	5.6m	10.2m (1)	7.1m (2)	2:05.63	29.37s	29.51s
9 SNEAK A PEEK	5	8.6m	9.3m (0)	9.0m (1)	2:05.87	29.58s	29.61s
7 CHRISSEY EVE	6	8.7m	18.3m (1)	16.3m (2)	2:05.87	29.45s	29.07s
8 TILLY DEEVINNE	7	17.3m	19.0m (0)	14.1m (0)	2:06.54	29.24s	29.90s
1 JILLIBY SAFFRON	8	19.5m	0.0m (0)	0.0m (0)	2:06.71	29.60s	31.11s
3 ALABAMA LIONESS	9	19.7m	2.0m (1)	4.1m (1)	2:06.73	29.75s	30.83s

Finish Position and metres gained

First Arrow shows distance gain/loss from 2nd Qtr to 3rd Qtr, Second Arrow shows distance gain/loss from 3rd Qtr to Finish
Blue arrow indicates best gain in these quarters.



800

Visual positions in race at 2nd Quarter



400

Visual positions in race at 3rd Quarter



Sectional Analysis Software

Not just form | Free Trial

www.facebook.com/PJHarnessRacing



RISE Digital, Harness Racing Australia nor the provider accepts any responsibility for the completeness or accuracy of any of the information contained herein, and makes no representations about its suitability for any particular purpose. Users should make their own judgements about those matters and/or seek independent advice. You assume all risks associated with use of data provided on this page

Wagga Riverina Race 5 Distance 1740m

Tuesday, 2 June 2026

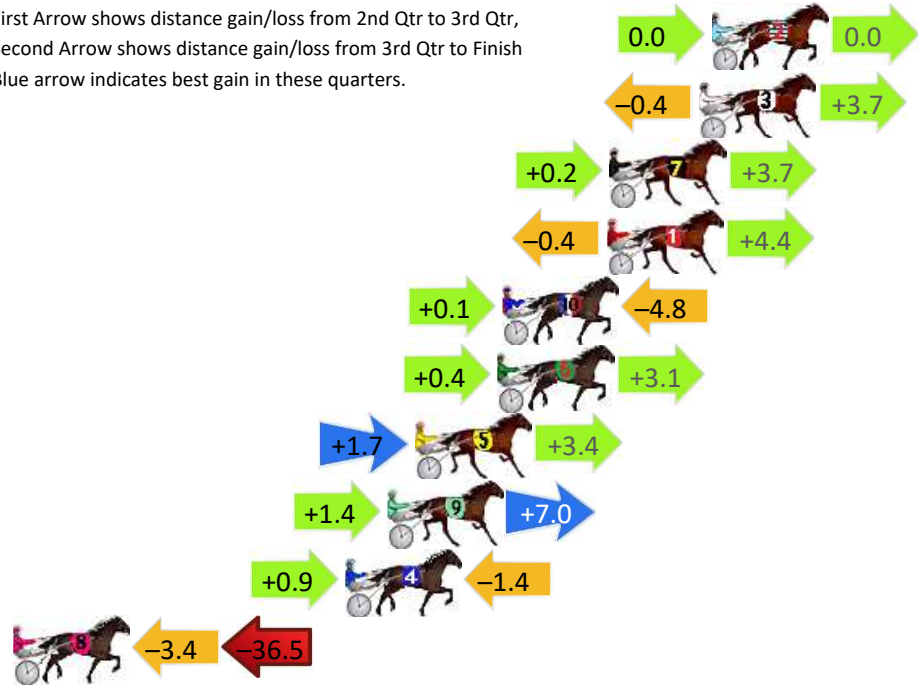
Gross Time: 2:05.10 MileRate: 1:55.70 LeadTime: 8.70s First Qtr: 29.00s Second Qtr: 29.50s Third Qtr: 29.60s Fourth Qtr: 28.30s

DATA TABLE: 800 / 400 Posi's are position from leader and (how wide the horse was at that position)

No	Horse	Plc	Mar	800 Posi	400 Posi	Time	3rd Qtr	4th Qt
2	SHEER VITALITY	1	0.0m	0.0m (0)	0.0m (0)	2:05.10	29.60s	28.30s
3	DORRISTOPAYTHEBIL L	2	0.5m	3.8m (0)	4.2m (0)	2:05.14	29.62s	28.04s
7	TITIWHA	3	4.1m	8.0m (1)	7.8m (1)	2:05.40	29.57s	28.04s
1	HARJAYBRO	4	4.2m	8.2m (0)	8.6m (0)	2:05.41	29.62s	27.99s
10	GOODTIME JAZZI	5	8.4m	3.7m (1)	3.6m (1)	2:05.72	29.59s	28.66s
6	HIGHLANDS WARRIOR	6	8.6m	12.1m (1)	11.7m (2)	2:05.74	29.55s	28.10s
5	WAMBOYNE MACHETE	7	11.9m	17.0m (1)	15.3m (3)	2:05.98	29.45s	28.08s
9	OUR ROCKY	8	13.0m	21.4m (1)	20.0m (3)	2:06.07	29.47s	27.83s
4	JUDITH GWENDA	9	14.7m	14.2m (0)	13.3m (1)	2:06.19	29.52s	28.43s
8	IDEAL DESIRE	10	59.0m	19.1m (0)	22.5m (0)	2:09.49	29.82s	31.07s

Finish Position and metres gained

First Arrow shows distance gain/loss from 2nd Qtr to 3rd Qtr,
Second Arrow shows distance gain/loss from 3rd Qtr to Finish
Blue arrow indicates best gain in these quarters.



800

Visual positions in race at 2nd Quarter



400

Visual positions in race at 3rd Quarter



Wagga Riverina Race 6 Distance 1740m

Tuesday, 2 June 2026



Gross Time: 2:07.90 MileRate: 1:58.30 LeadTime: 8.90s First Qtr: 29.30s Second Qtr: 29.10s Third Qtr: 30.30s Fourth Qtr: 30.30s

DATA TABLE: 800 / 400 Posi's are position from leader and (how wide the horse was at that position)

No	Horse	Plc	Mar	800 Posi	400 Posi	Time	3rd Qtr	4th Qt
2	MAXX	1	0.0m	4.7m (0)	4.5m (0)	2:07.90	30.30s	29.96s
10	BLINGFORTHEGIRLS	2	7.3m	9.7m (0)	9.8m (0)	2:08.48	30.34s	30.14s
9	BETTOR INTHE DARK	3	7.6m	10.9m (1)	1.3m (1)	2:08.50	29.61s	30.80s
6	TRIPLE THREAT	4	8.8m	14.1m (0)	14.1m (0)	2:08.60	30.34s	29.94s
3	A CLASS APART	5	13.0m	0.0m (0)	0.0m (0)	2:08.93	30.30s	31.33s
8	KYCORDEN	6	24.6m	15.3m (1)	6.9m (1)	2:09.85	29.71s	31.73s
11	MAJOR MAVERICK	7	28.0m	19.7m (1)	11.2m (1)	2:10.12	29.71s	31.68s
7	MADDIE	8	59.4m	19.4m (0)	31.9m (0)	2:12.61	31.30s	32.61s
1	WHEREYABINSKIPPIN	9	247.7m	142.4m (0)	164.6m (0)	2:27.55	32.40s	37.55s

Finish Position and metres gained

First Arrow shows distance gain/loss from 2nd Qtr to 3rd Qtr, Second Arrow shows distance gain/loss from 3rd Qtr to Finish
Blue arrow indicates best gain in these quarters.



Wagga Riverina Race 7 Distance 1740m



Tuesday, 2 June 2026

Gross Time: 2:05.50 MileRate: 1:56.10 LeadTime: 9.50s First Qtr: 29.00s Second Qtr: 28.90s Third Qtr: 29.50s Fourth Qtr: 28.60s

DATA TABLE: 800 / 400 Posi's are position from leader and (how wide the horse was at that position)

No	Horse	Plc	Mar	800 Posi	400 Posi	Time	3rd Qtr	4th Qt
6	ROLLONART	1	0.0m	0.0m (0)	0.0m (0)	2:05.50	29.50s	28.60s
2	MILOLA ROCK	2	10.0m	5.0m (0)	6.1m (0)	2:06.25	29.58s	28.91s
3	ALIGHIERI	3	10.0m	13.7m (0)	16.9m (1)	2:06.25	29.74s	28.13s
1	THE KID BILLY	4	18.0m	8.9m (0)	10.3m (0)	2:06.85	29.60s	29.21s
4	JAY CEE MAXWELL	5	27.3m	9.3m (1)	12.5m (1)	2:07.55	29.73s	29.75s
7	EMIKO	6	35.5m	26.2m (0)	26.0m (1)	2:08.17	29.50s	29.39s
5	BEATS TRUE	7	43.0m	18.1m (0)	24.1m (0)	2:08.73	29.94s	30.09s
8	ABOUT MY TIME	8	57.8m	14.6m (1)	23.0m (2)	2:09.84	30.11s	31.28s
9	SHEZAGLAMOURGIR L	9	217.3m	122.5m (0)	144.0m (0)	2:21.82	31.10s	34.52s

Finish Position and metres gained



Wagga Riverina Race 8 Distance 1740m

Tuesday, 2 June 2026


Gross Time: 2:09.60 MileRate: 1:59.90 LeadTime: 8.50s First Qtr: 29.30s Second Qtr: 32.10s Third Qtr: 30.80s Fourth Qtr: 28.90s

DATA TABLE: 800 / 400 Posi's are position from leader and (how wide the horse was at that position)

No	Horse	Plc	Mar	800 Posi	400 Posi	Time	3rd Qtr	4th Qt
4	GLAMOUR FOX	1	0.0m	3.9m (0)	4.6m (0)	2:09.60	30.84s	28.56s
7	TIGER CHEDDAR	2	0.4m	0.0m (0)	0.0m (0)	2:09.63	30.80s	28.93s
8	DEAD EYE TIKI	3	5.8m	8.2m (1)	6.5m (1)	2:10.04	30.65s	28.86s
5	KEAYANG ALEX	4	7.4m	16.2m (0)	15.6m (1)	2:10.16	30.72s	28.30s
9	BETTERTHANTHEBOYZ	5	8.6m	4.3m (1)	1.9m (1)	2:10.25	30.61s	29.41s
3	NOTTADDOUBT	6	10.1m	13.2m (1)	11.1m (2)	2:10.37	30.61s	28.85s
10	NIXSUN	7	10.5m	17.6m (1)	15.6m (2)	2:10.40	30.61s	28.54s
1	LIFE GETS BETTER	8	15.0m	12.0m (0)	12.9m (0)	2:10.74	30.84s	29.08s
6	ROLL THE ACES	9	16.1m	21.5m (1)	20.0m (2)	2:10.82	30.63s	28.64s
2	DEADLINE	10	16.4m	8.1m (0)	8.9m (0)	2:10.84	30.84s	29.48s

Finish Position and metres gained

First Arrow shows distance gain/loss from 2nd Qtr to 3rd Qtr, Second Arrow shows distance gain/loss from 3rd Qtr to Finish
Blue arrow indicates best gain in these quarters.



800

Visual positions in race at 2nd Quarter



400

Visual positions in race at 3rd Quarter



Wagga Riverina Race 9 Distance 1740m

Tuesday, 2 June 2026

Gross Time: 2:06.70 MileRate: 1:57.20 LeadTime: 8.60s First Qtr: 28.60s Second Qtr: 29.00s Third Qtr: 30.10s Fourth Qtr: 30.40s

DATA TABLE: 800 / 400 Posi's are position from leader and (how wide the horse was at that position)

No	Horse	Plc	Mar	800 Posi	400 Posi	Time	3rd Qtr	4th Qt
6	EX ELLE	1	0.0m	16.9m (1)	9.6m (1)	2:06.70	29.60s	29.68s
7	UNDENIABLY NEEDY	2	4.8m	22.2m (1)	14.1m (2)	2:07.08	29.56s	29.72s
5	STAY ALPHA	3	6.6m	0.0m (1)	0.0m (0)	2:07.23	30.10s	30.93s
8	BLUFOX	4	14.6m	26.9m (1)	24.2m (2)	2:07.86	29.98s	29.74s
10	MARINNA MONSOON	5	21.6m	11.9m (1)	16.5m (1)	2:08.42	30.48s	30.88s
4	JOLTED LOVER	6	24.2m	6.7m (1)	12.0m (0)	2:08.63	30.52s	31.43s
9	TINNYMEDAD	7	49.0m	26.0m (0)	34.1m (1)	2:10.60	30.79s	31.74s
2	ALICES SWEETHEART	8	49.9m	6.8m (0)	25.0m (1)	2:10.67	31.49s	32.49s
1	ARTFUL DOLLAR	9	72.9m	14.0m (0)	32.5m (0)	2:12.50	31.53s	33.76s
3	THE PRIVATE DEAL	10	87.3m	0.2m (0)	20.5m (0)	2:13.65	31.63s	35.81s

Finish Position and metres gained

First Arrow shows distance gain/loss from 2nd Qtr to 3rd Qtr, Second Arrow shows distance gain/loss from 3rd Qtr to Finish
Blue arrow indicates best gain in these quarters.

