

# Bathurst Race 1 Distance 1730m

Wednesday, 3 June 2026


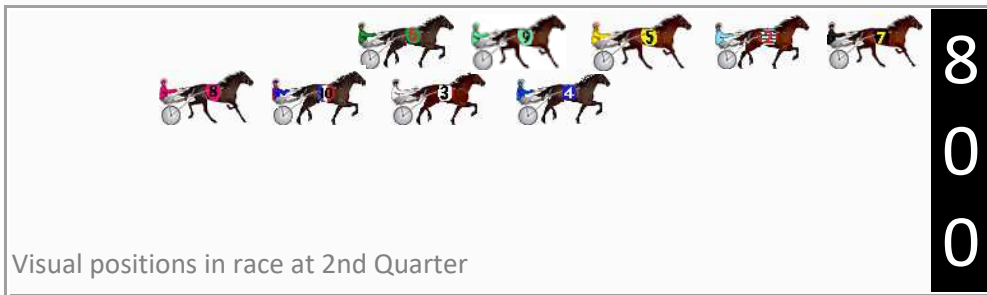
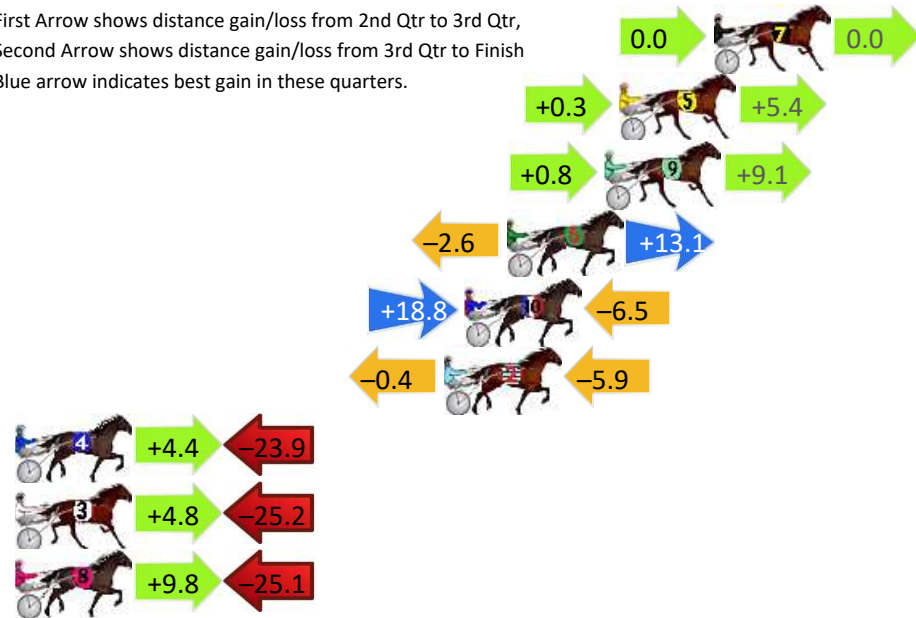
Gross Time: 2:04.80 MileRate: 1:56.10 LeadTime: 8.00s First Qtr: 28.60s Second Qtr: 28.70s Third Qtr: 30.50s Fourth Qtr: 29.00s

DATA TABLE: 800 / 400 Posi's are position from leader and (how wide the horse was at that position)

NoHorse	Plc	Mar	800 Posi	400 Posi	Time	3rd Qtr	4th Qt
7 SWIFT CODE	1	0.0m	0.0m (0)	0.0m (0)	2:04.80	30.50s	29.00s
5 JUST KEEP CHIMING	2	3.8m	9.5m (0)	9.2m (0)	2:05.09	30.50s	28.61s
9 SMOOTH BUCKAROO	3	4.4m	14.3m (0)	13.5m (0)	2:05.13	30.48s	28.33s
6 HEARTOF KINGSCLAIR	4	8.3m	18.8m (0)	21.4m (1)	2:05.43	30.74s	28.05s
10 COWBOY CULTURE	5	10.0m	22.3m (1)	3.5m (1)	2:05.56	29.17s	29.50s
2 GUARDED PROGNOSIS	6	10.8m	4.5m (0)	4.9m (0)	2:05.62	30.54s	29.46s
4 CHEVAL TIGER	7	32.0m	12.5m (1)	8.1m (1)	2:07.24	30.21s	30.84s
3 ROCKNROLLEM	8	37.9m	17.5m (1)	12.7m (1)	2:07.68	30.19s	30.94s
8 SYDS JOY	9	42.1m	26.8m (1)	17.0m (1)	2:08.00	29.85s	30.94s

## Finish Position and metres gained

First Arrow shows distance gain/loss from 2nd Qtr to 3rd Qtr, Second Arrow shows distance gain/loss from 3rd Qtr to Finish  
Blue arrow indicates best gain in these quarters.



# Bathurst Race 2 Distance 1730m

Wednesday, 3 June 2026




Gross Time: 2:06.70 MileRate: 1:57.90 LeadTime: 8.10s First Qtr: 29.50s Second Qtr: 31.10s Third Qtr: 29.80s Fourth Qtr: 28.20s

DATA TABLE: 800 / 400 Posi's are position from leader and (how wide the horse was at that position)

No	Horse	Plc	Mar	800 Posi	400 Posi	Time	3rd Qtr	4th Qt
10	STUDLEIGH TITANIUM	1	0.0m	12.8m (1)	9.7m (1)	2:06.70	29.55s	27.50s
7	DUN SPRUIKIN	2	1.1m	8.6m (0)	8.3m (0)	2:06.78	29.76s	27.68s
5	LAYLA SHANNON	3	1.5m	0.0m (0)	0.0m (0)	2:06.81	29.80s	28.31s
6	LUCKY PUNT	4	2.1m	3.7m (1)	0.8m (1)	2:06.86	29.59s	28.30s
8	TASBMIKI	5	2.4m	21.2m (1)	17.8m (2)	2:06.88	29.51s	27.10s
1	SMOOTH CHAKRA	6	2.8m	4.3m (0)	3.9m (0)	2:06.91	29.76s	28.13s
9	WOKKA ROCK	7	6.2m	13.2m (0)	12.8m (0)	2:07.16	29.74s	27.74s
3	BABLING BABLING	8	7.6m	16.9m (1)	14.2m (1)	2:07.26	29.57s	27.74s
4	GROSESTAR	9	12.6m	7.4m (1)	5.8m (1)	2:07.63	29.67s	28.71s
2	SATELLITE EXPRESS	10	20.6m	38.9m (0)	20.0m (0)	2:08.23	28.36s	28.29s

## Finish Position and metres gained

First Arrow shows distance gain/loss from 2nd Qtr to 3rd Qtr, Second Arrow shows distance gain/loss from 3rd Qtr to Finish  
Blue arrow indicates best gain in these quarters.



# Bathurst Race 3 Distance 1730m

Wednesday, 3 June 2026

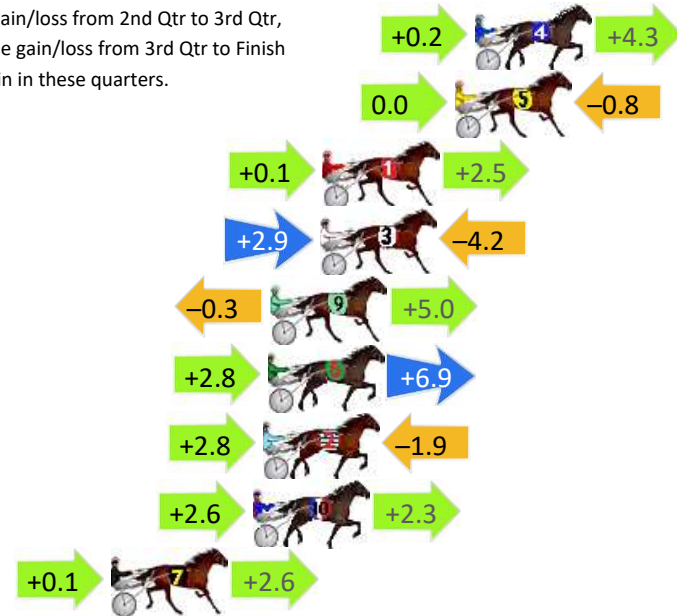
Gross Time: 2:04.70 MileRate: 1:56.00 LeadTime: 8.10s First Qtr: 29.40s Second Qtr: 31.10s Third Qtr: 28.80s Fourth Qtr: 27.30s

DATA TABLE: 800 / 400 Posi's are position from leader and (how wide the horse was at that position)

NoHorse	Plc	Mar	800 Posi	400 Posi	Time	3rd Qtr	4th Qt
4 INDASKY	1	0.0m	4.5m (0)	4.3m (0)	2:04.70	28.78s	27.00s
5 THE SWIFT ONE	2	0.8m	0.0m (0)	0.0m (0)	2:04.76	28.80s	27.36s
1 SHAZADELE	3	6.1m	8.7m (0)	8.6m (0)	2:05.14	28.78s	27.14s
3 ROCKIN IN PARADISE	4	6.2m	4.9m (1)	2.0m (1)	2:05.15	28.59s	27.61s
9 BETTOR KEPPEL	5	8.2m	12.9m (0)	13.2m (0)	2:05.29	28.80s	26.97s
6 FLIPTOP BOTTLESHOP	6	8.3m	18.0m (1)	15.2m (1)	2:05.30	28.57s	26.84s
2 LETTUCE GO MIKI	7	8.5m	9.4m (1)	6.6m (1)	2:05.31	28.59s	27.45s
10 PAS DE CHEVAL	8	8.9m	13.8m (1)	11.2m (1)	2:05.34	28.59s	27.16s
7 THE ROGUE I AM	9	14.6m	17.3m (0)	17.2m (0)	2:05.75	28.76s	27.15s

## Finish Position and metres gained

First Arrow shows distance gain/loss from 2nd Qtr to 3rd Qtr, Second Arrow shows distance gain/loss from 3rd Qtr to Finish  
Blue arrow indicates best gain in these quarters.



800

Visual positions in race at 2nd Quarter



400

Visual positions in race at 3rd Quarter




# Bathurst Race 4 Distance 2260m

Wednesday, 3 June 2026

Gross Time: 2:46.00 MileRate: 1:58.20 LeadTime: 47.70s First Qtr: 31.20s Second Qtr: 29.50s Third Qtr: 29.10s Fourth Qtr: 28.50s

DATA TABLE: 800 / 400 Posi's are position from leader and (how wide the horse was at that position)

No	Horse	Plc	Mar	800 Posi	400 Posi	Time	3rd Qtr	4th Qt
10	ALWAYSBMYPONY	1	0.0m	13.0m (0)	12.3m (2)	2:46.00	29.04s	27.62s
1	ART OF TERROR	2	2.9m	4.4m (0)	4.5m (0)	2:46.22	29.10s	28.40s
4	CARBAGANOOSH	3	4.4m	15.4m (1)	7.3m (2)	2:46.33	28.51s	28.31s
2	AUNTIE LOU	4	12.4m	0.0m (0)	0.0m (0)	2:46.93	29.10s	29.43s
9	BOHEMIAN BRAWLER	5	14.3m	8.3m (0)	8.4m (1)	2:47.07	29.10s	28.97s
6	HOPPALONGPOG	6	16.0m	21.9m (0)	15.9m (1)	2:47.20	28.66s	28.56s
5	A TRUE LOVE	7	19.1m	17.4m (0)	12.3m (0)	2:47.43	28.72s	29.05s
7	HOLY CAMP DILLON	8	21.1m	26.3m (0)	16.8m (0)	2:47.58	28.40s	28.88s
3	MOS LONDON	9	36.4m	10.9m (1)	3.6m (1)	2:48.72	28.57s	30.96s



# Bathurst Race 5 Distance 1730m

Wednesday, 3 June 2026

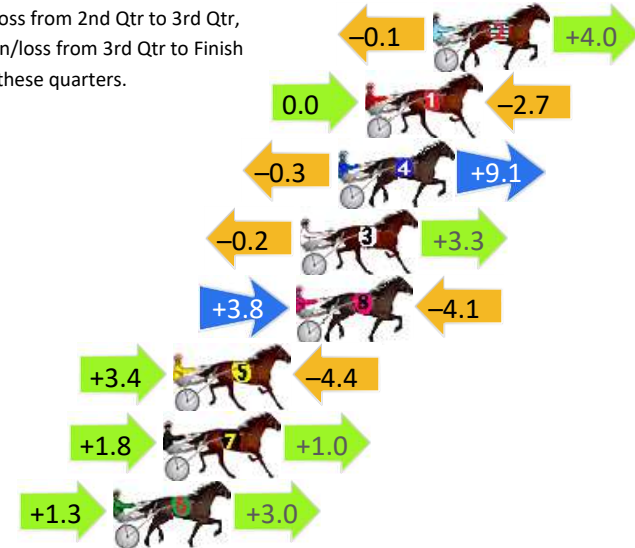
Gross Time: 2:05.40 MileRate: 1:56.70 LeadTime: 8.10s First Qtr: 30.40s Second Qtr: 30.80s Third Qtr: 28.70s Fourth Qtr: 27.40s

DATA TABLE: 800 / 400 Posi's are position from leader and (how wide the horse was at that position)

No	Horse	Plc	Mar	800 Posi	400 Posi	Time	3rd Qtr	4th Qt
2	NICELY SPOKEN	1	0.0m	3.9m (0)	4.0m (0)	2:05.40	28.70s	27.12s
1	TAPAGANOOSH	2	2.7m	0.0m (0)	0.0m (0)	2:05.59	28.70s	27.59s
4	BETTER SHUSH	3	3.8m	12.6m (0)	12.9m (0)	2:05.67	28.70s	26.77s
3	REBOUNDER	4	5.3m	8.4m (0)	8.6m (0)	2:05.78	28.70s	27.18s
8	BAXTER RED	5	5.5m	5.2m (1)	1.4m (1)	2:05.80	28.43s	27.70s
5	SAINT VERAN	6	10.4m	9.4m (1)	6.0m (1)	2:06.15	28.45s	27.73s
7	HUNTER SHANNON	7	10.8m	13.6m (1)	11.8m (1)	2:06.18	28.55s	27.36s
6	GRAYSON RED	8	12.8m	17.1m (0)	15.8m (2)	2:06.32	28.58s	27.22s

## Finish Position and metres gained

First Arrow shows distance gain/loss from 2nd Qtr to 3rd Qtr, Second Arrow shows distance gain/loss from 3rd Qtr to Finish  
Blue arrow indicates best gain in these quarters.



800

Visual positions in race at 2nd Quarter



400

Visual positions in race at 3rd Quarter



# Bathurst Race 6 Distance 1730m

Wednesday, 3 June 2026

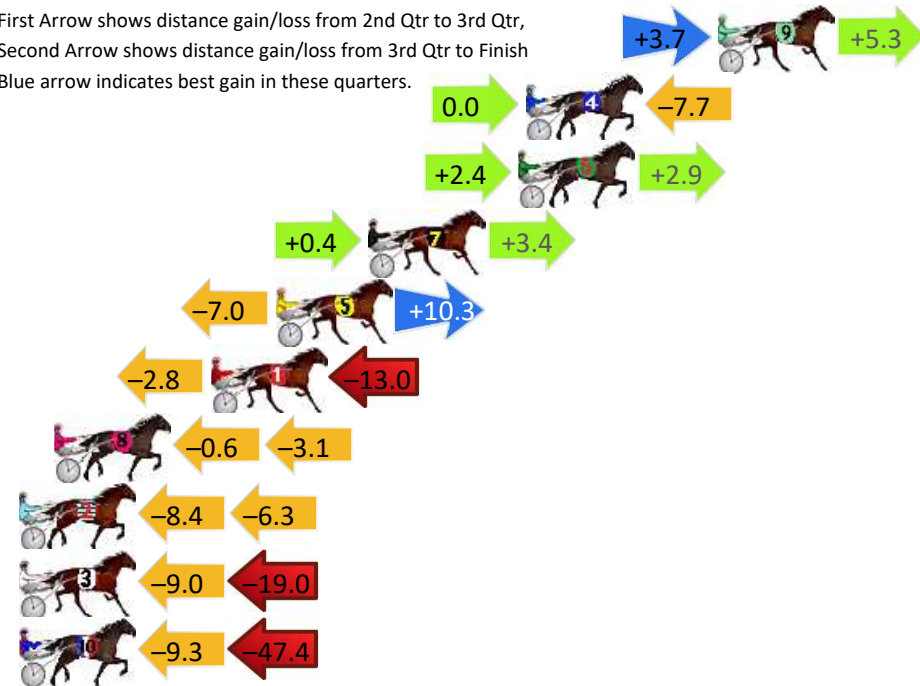
Gross Time: 2:04.70 MileRate: 1:56.00 LeadTime: 8.00s First Qtr: 29.60s Second Qtr: 29.60s Third Qtr: 28.50s Fourth Qtr: 29.00s

DATA TABLE: 800 / 400 Posi's are position from leader and (how wide the horse was at that position)

No	Horse	Plc	Mar	800 Posi	400 Posi	Time	3rd Qtr	4th Qt
9	TULHURST TIMMY	1	0.0m	9.0m (0)	5.3m (1)	2:04.70	28.24s	28.62s
4	ALTA DOWNS	2	7.7m	0.0m (0)	0.0m (0)	2:05.29	28.50s	29.59s
6	DEAR DARLING	3	8.0m	13.3m (0)	10.9m (1)	2:05.31	28.34s	28.83s
7	HALL MOST AN ANGEL	4	14.0m	17.8m (0)	17.4m (0)	2:05.77	28.48s	28.83s
5	GET UP BETTY	5	17.7m	21.0m (1)	28.0m (0)	2:06.05	29.01s	28.35s
1	SURFIN AT MIDNIGHT	6	20.3m	4.5m (0)	7.3m (0)	2:06.24	28.70s	30.02s
8	RIVERINA FLASH	7	26.6m	22.9m (0)	23.5m (0)	2:06.72	28.56s	29.34s
2	NEVERTOOLATE	8	31.8m	17.1m (1)	25.5m (1)	2:07.12	29.11s	29.60s
3	COUNT MONTECARLO	9	40.0m	12.0m (1)	21.0m (1)	2:07.74	29.15s	30.54s
10	ZACHARY SHANNON	10	72.0m	15.3m (2)	24.6m (2)	2:10.18	29.18s	32.72s

## Finish Position and metres gained

First Arrow shows distance gain/loss from 2nd Qtr to 3rd Qtr, Second Arrow shows distance gain/loss from 3rd Qtr to Finish  
Blue arrow indicates best gain in these quarters.



800

Visual positions in race at 2nd Quarter



400

Visual positions in race at 3rd Quarter



# Bathurst Race 7 Distance 1730m

Wednesday, 3 June 2026


Gross Time: 2:07.60 MileRate: 1:58.70 LeadTime: 8.20s First Qtr: 29.10s Second Qtr: 31.10s Third Qtr: 30.00s Fourth Qtr: 29.20s

DATA TABLE: 800 / 400 Posi's are position from leader and (how wide the horse was at that position)

No	Horse	Plc	Mar	800 Posi	400 Posi	Time	3rd Qtr	4th Qt
2	AUNTY JUNE	1	0.0m	4.3m (0)	4.4m (0)	2:07.60	30.00s	28.88s
5	BOPPER	2	3.6m	0.0m (0)	0.0m (0)	2:07.88	30.00s	29.48s
10	BOOMER SHANNON	3	9.3m	8.7m (1)	7.3m (1)	2:08.31	29.89s	29.37s
1	JETS REASON	4	9.7m	9.1m (0)	9.8m (0)	2:08.34	30.04s	29.22s
4	A TRUE PHENOMENON	5	17.4m	13.3m (1)	12.0m (2)	2:08.93	29.89s	29.65s
7	BABY EL AY	6	22.9m	18.1m (1)	16.3m (2)	2:09.35	29.85s	29.75s
6	FOGWATCH	7	22.9m	17.2m (0)	18.8m (1)	2:09.35	30.10s	29.57s
9	BRIOSO MINT	8	26.0m	12.9m (0)	14.7m (0)	2:09.59	30.12s	30.11s
3	LACEY CAKES	9	95.8m	4.4m (1)	11.7m (1)	2:14.94	30.53s	35.68s
8	HEEZ GOODENOUGH	10	101.4m	22.0m (0)	22.8m (0)	2:15.37	30.04s	35.29s

## Finish Position and metres gained

First Arrow shows distance gain/loss from 2nd Qtr to 3rd Qtr, Second Arrow shows distance gain/loss from 3rd Qtr to Finish  
Blue arrow indicates best gain in these quarters.



800

Visual positions in race at 2nd Quarter



400

Visual positions in race at 3rd Quarter



# Bathurst Race 8 Distance 1730m

Wednesday, 3 June 2026

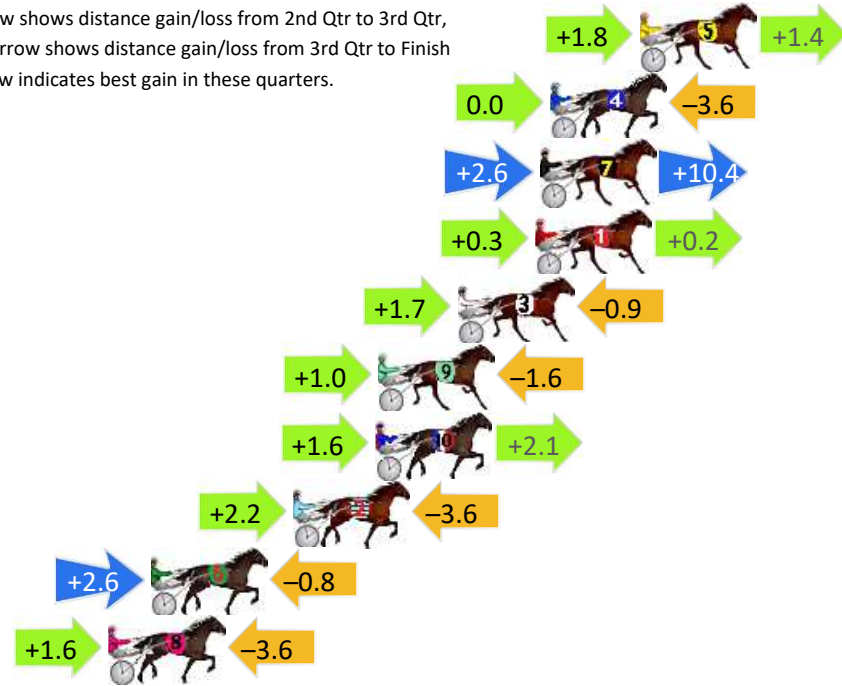
Gross Time: 2:06.50 MileRate: 1:57.60 LeadTime: 8.30s First Qtr: 29.50s Second Qtr: 30.60s Third Qtr: 29.20s Fourth Qtr: 28.90s

DATA TABLE: 800 / 400 Posi's are position from leader and (how wide the horse was at that position)

No	Horse	Plc	Mar	800 Posi	400 Posi	Time	3rd Qtr	4th Qt
5	MAJOR JEWEL	1	0.0m	3.2m (1)	1.4m (1)	2:06.50	29.07s	28.80s
4	REVEILLE JET	2	3.6m	0.0m (0)	0.0m (0)	2:06.77	29.20s	29.17s
7	MOVES LIKE MIKI	3	4.0m	17.0m (1)	14.4m (2)	2:06.80	29.01s	28.16s
1	THE DOME	4	4.2m	4.7m (0)	4.4m (0)	2:06.82	29.18s	28.90s
3	MARABELLE	5	7.3m	8.1m (1)	6.4m (1)	2:07.05	29.07s	28.99s
9	RIP ROCK	6	10.5m	9.9m (0)	8.9m (0)	2:07.30	29.12s	29.06s
10	STUDLEIGH SUNRISE	7	10.6m	14.3m (0)	12.7m (0)	2:07.30	29.08s	28.78s
2	LIVE VANCE	8	13.9m	12.5m (1)	10.3m (1)	2:07.55	29.03s	29.21s
6	SMOKING SHANNON	9	19.6m	21.4m (1)	18.8m (2)	2:07.99	29.01s	29.03s
8	EMILYS PRINCE	10	21.3m	19.3m (0)	17.7m (0)	2:08.12	29.08s	29.24s

## Finish Position and metres gained

First Arrow shows distance gain/loss from 2nd Qtr to 3rd Qtr, Second Arrow shows distance gain/loss from 3rd Qtr to Finish  
Blue arrow indicates best gain in these quarters.



800

Visual positions in race at 2nd Quarter



400

Visual positions in race at 3rd Quarter

