

Penrith Race 1 Distance 2125m

Thursday, 4 June 2026


Gross Time: 2:36.50 MileRate: 1:58.50 LeadTime: 38.20s First Qtr: 30.50s Second Qtr: 30.70s Third Qtr: 29.10s Fourth Qtr: 28.00s

DATA TABLE: 800 / 400 Posi's are position from leader and (how wide the horse was at that position)

| No | Horse | Plc | Mar | 800 Posi | 400 Posi | Time | 3rd Qtr | 4th Qt |
|----|------------------|-----|-------|-----------|-----------|---------|---------|--------|
| 5 | CLARA ROCKS | 1 | 0.0m | 0.0m (0) | 0.0m (0) | 2:36.50 | 29.10s | 28.00s |
| 1 | CAPTAIN BLOOD | 2 | 3.2m | 4.4m (0) | 4.5m (0) | 2:36.74 | 29.10s | 27.92s |
| 9 | STARLIGHT SASS | 3 | 8.4m | 13.3m (0) | 11.8m (1) | 2:37.12 | 28.98s | 27.78s |
| 4 | NOTHINGBUTWAVES | 4 | 10.3m | 0.6m (1) | 0.6m (1) | 2:37.26 | 29.10s | 28.72s |
| 3 | WHEREISHE | 5 | 10.6m | 4.7m (1) | 5.1m (1) | 2:37.28 | 29.12s | 28.42s |
| 10 | BOLERO | 6 | 13.7m | 17.7m (0) | 14.7m (2) | 2:37.51 | 28.86s | 27.97s |
| 7 | FLO RYDA | 7 | 15.8m | 9.4m (0) | 8.7m (0) | 2:37.66 | 29.04s | 28.54s |
| 8 | EYEKNOW | 8 | 17.8m | 14.4m (1) | 9.0m (3) | 2:37.81 | 28.70s | 28.67s |
| 2 | CASE FORTY EIGHT | 9 | 18.1m | 10.5m (1) | 9.0m (2) | 2:37.83 | 28.98s | 28.69s |
| 6 | DUTY OF CARE | 10 | 18.9m | 19.1m (1) | 15.2m (3) | 2:37.89 | 28.80s | 28.31s |

Finish Position and metres gained

First Arrow shows distance gain/loss from 2nd Qtr to 3rd Qtr, Second Arrow shows distance gain/loss from 3rd Qtr to Finish
Blue arrow indicates best gain in these quarters.



800

Visual positions in race at 2nd Quarter



400

Visual positions in race at 3rd Quarter



Penrith Race 2 Distance 1720m

Thursday, 4 June 2026


Gross Time: 2:03.50 MileRate: 1:55.50 LeadTime: 7.60s First Qtr: 28.80s Second Qtr: 29.80s Third Qtr: 29.10s Fourth Qtr: 28.20s

DATA TABLE: 800 / 400 Posi's are position from leader and (how wide the horse was at that position)

| NoHorse | Plc | Mar | 800 Posi | 400 Posi | Time | 3rd Qtr | 4th Qt |
|----------------------|-----|-------|-----------|-----------|---------|---------|--------|
| 6 THIS IS HEAVEN | 1 | 0.0m | 0.6m (1) | 0.0m (1) | 2:03.50 | 29.06s | 28.20s |
| 9 LOCHINVAR MARCELLO | 2 | 1.5m | 4.7m (1) | 3.9m (1) | 2:03.61 | 29.04s | 28.03s |
| 8 HIGHINDELIGHT | 3 | 4.3m | 9.1m (0) | 8.4m (1) | 2:03.82 | 29.04s | 27.92s |
| 3 FEARFUL | 4 | 14.1m | 13.8m (1) | 12.9m (1) | 2:04.54 | 29.02s | 28.32s |
| 7 SOHO WASHINGTON | 5 | 14.6m | 4.4m (0) | 5.3m (0) | 2:04.58 | 29.16s | 28.90s |
| 4 DUTTON | 6 | 19.1m | 9.1m (1) | 8.4m (2) | 2:04.92 | 29.04s | 29.02s |
| 5 SEABOW | 7 | 26.6m | 13.8m (0) | 14.6m (0) | 2:05.47 | 29.14s | 29.13s |
| 2 TIGERSWAND | 8 | 26.6m | 19.4m (0) | 20.2m (0) | 2:05.47 | 29.14s | 28.73s |
| 1 SUNLIGHT STRIDE | 9 | 34.8m | 0.0m (0) | 0.9m (0) | 2:06.08 | 29.16s | 30.72s |

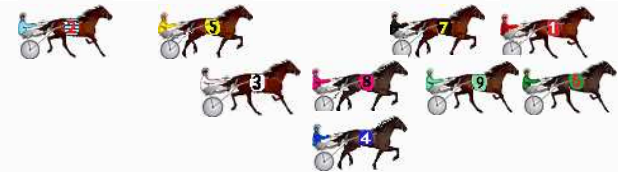
Finish Position and metres gained

First Arrow shows distance gain/loss from 2nd Qtr to 3rd Qtr, Second Arrow shows distance gain/loss from 3rd Qtr to Finish
Blue arrow indicates best gain in these quarters.



800

Visual positions in race at 2nd Quarter



400

Visual positions in race at 3rd Quarter

Penrith Race 3 Distance 1720m

Thursday, 4 June 2026

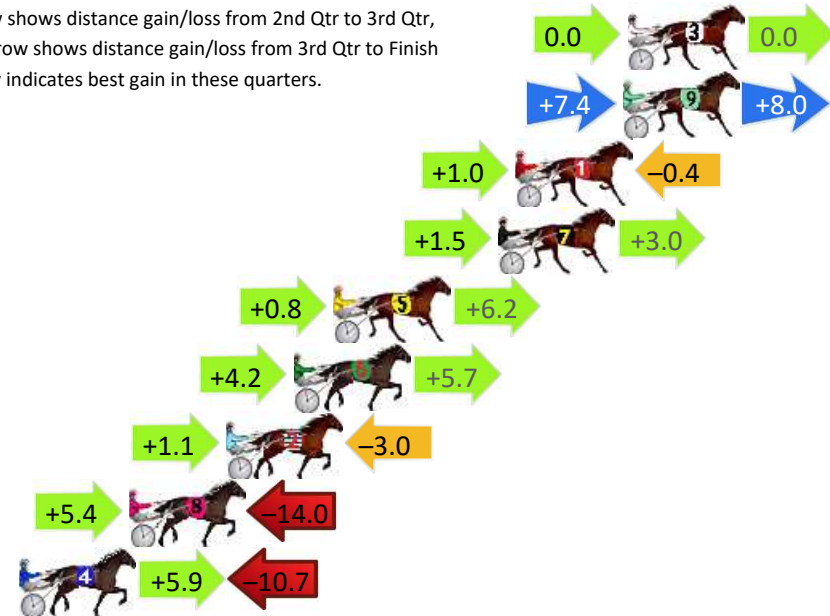
Gross Time: 2:02.70 MileRate: 1:54.80 LeadTime: 7.60s First Qtr: 27.90s Second Qtr: 28.30s Third Qtr: 29.40s Fourth Qtr: 29.50s

DATA TABLE: 800 / 400 Posi's are position from leader and (how wide the horse was at that position)

| No | Horse | Plc | Mar | 800 Posi | 400 Posi | Time | 3rd Qtr | 4th Qt |
|----|------------------|-----|-------|-----------|-----------|---------|---------|--------|
| 3 | I BET YOU | 1 | 0.0m | 0.0m (0) | 0.0m (0) | 2:02.70 | 29.40s | 29.50s |
| 9 | FOXY DADA | 2 | 0.2m | 15.6m (1) | 8.2m (2) | 2:02.72 | 28.90s | 28.92s |
| 1 | MAC THUNDER | 3 | 4.5m | 5.1m (0) | 4.1m (0) | 2:03.05 | 29.34s | 29.55s |
| 7 | ROCKNROLL GIG | 4 | 5.2m | 9.7m (0) | 8.2m (0) | 2:03.10 | 29.32s | 29.30s |
| 5 | ONE FOR THE RODI | 5 | 11.8m | 18.8m (0) | 18.0m (0) | 2:03.61 | 29.40s | 29.09s |
| 6 | GIVE ME A MINUTE | 6 | 13.4m | 23.3m (0) | 19.1m (1) | 2:03.74 | 29.16s | 29.14s |
| 2 | SMOKESCREEN | 7 | 16.1m | 14.2m (0) | 13.1m (0) | 2:03.95 | 29.36s | 29.79s |
| 8 | WHERE'S THE GOLD | 8 | 20.0m | 11.4m (1) | 6.0m (1) | 2:04.25 | 29.04s | 30.61s |
| 4 | MERRYWOOD TONY | 9 | 24.4m | 19.6m (1) | 13.7m (1) | 2:04.59 | 29.02s | 30.39s |

Finish Position and metres gained

First Arrow shows distance gain/loss from 2nd Qtr to 3rd Qtr, Second Arrow shows distance gain/loss from 3rd Qtr to Finish
Blue arrow indicates best gain in these quarters.



800

Visual positions in race at 2nd Quarter



400

Visual positions in race at 3rd Quarter



Penrith Race 4 Distance 1720m

Thursday, 4 June 2026




Gross Time: 2:03.30 MileRate: 1:55.40 LeadTime: 7.50s First Qtr: 29.10s Second Qtr: 29.20s Third Qtr: 28.20s Fourth Qtr: 29.30s

DATA TABLE: 800 / 400 Posi's are position from leader and (how wide the horse was at that position)

| No | Horse | Plc | Mar | 800 Posi | 400 Posi | Time | 3rd Qtr | 4th Qt |
|----|-----------------|-----|-------|-----------|-----------|---------|---------|--------|
| 10 | MEMPHIS FURY | 1 | 0.0m | 5.1m (1) | 3.4m (2) | 2:03.30 | 28.08s | 29.06s |
| 5 | CAPTAIN RITCHIE | 2 | 2.3m | 0.6m (1) | 0.3m (1) | 2:03.48 | 28.18s | 29.46s |
| 3 | GO WITHOUT | 3 | 3.5m | 0.0m (0) | 0.0m (0) | 2:03.57 | 28.20s | 29.57s |
| 8 | WINGMAN LOU | 4 | 7.4m | 20.0m (1) | 11.2m (2) | 2:03.87 | 27.60s | 29.07s |
| 6 | FIRE FOX | 5 | 8.9m | 28.0m (1) | 19.9m (2) | 2:03.98 | 27.66s | 28.56s |
| 9 | MAJOR ICON | 6 | 9.8m | 24.3m (1) | 16.2m (2) | 2:04.05 | 27.66s | 28.89s |
| 4 | PRINCE OF PEACE | 7 | 11.2m | 9.7m (1) | 9.0m (1) | 2:04.16 | 28.16s | 29.52s |
| 2 | BLACKJACK BART | 8 | 12.8m | 16.0m (1) | 20.7m (0) | 2:04.28 | 28.56s | 28.80s |
| 1 | THERES WALLY | 9 | 17.2m | 4.6m (0) | 5.0m (0) | 2:04.62 | 28.24s | 30.26s |
| 7 | CLEAR LEFT | 10 | 18.8m | 10.0m (0) | 10.6m (0) | 2:04.74 | 28.26s | 29.98s |

Finish Position and metres gained

First Arrow shows distance gain/loss from 2nd Qtr to 3rd Qtr, Second Arrow shows distance gain/loss from 3rd Qtr to Finish
Blue arrow indicates best gain in these quarters.



Penrith Race 5 Distance 1720m

Thursday, 4 June 2026



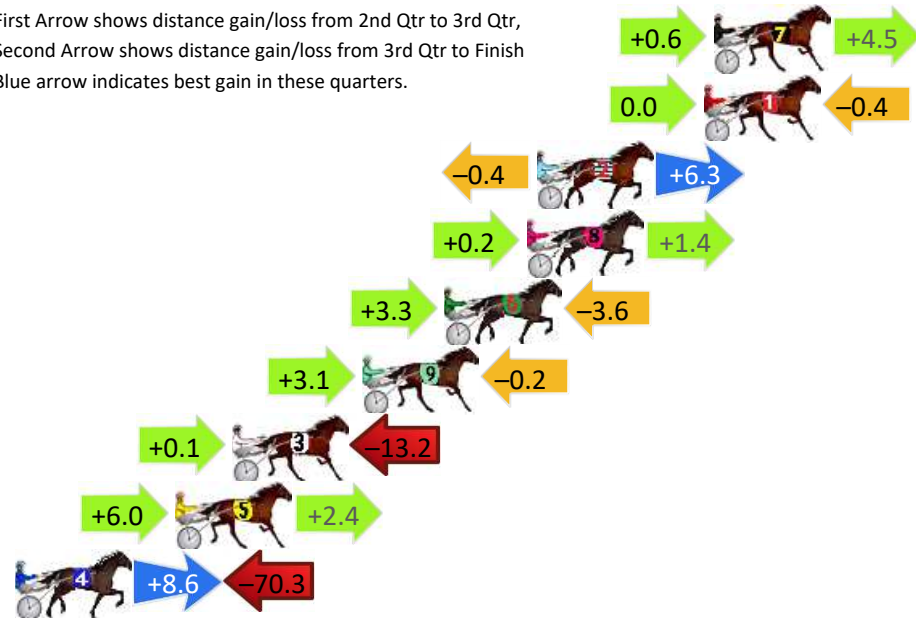
Gross Time: 2:02.00 MileRate: 1:54.10 LeadTime: 7.40s First Qtr: 28.40s Second Qtr: 28.40s Third Qtr: 28.50s Fourth Qtr: 29.30s

DATA TABLE: 800 / 400 Posi's are position from leader and (how wide the horse was at that position)

| No | Horse | Plc | Mar | 800 Posi | 400 Posi | Time | 3rd Qtr | 4th Qt |
|----|-----------------|-----|-------|-----------|-----------|---------|---------|--------|
| 7 | JILLIBY FABIO | 1 | 0.0m | 5.1m (0) | 4.5m (0) | 2:02.00 | 28.46s | 28.98s |
| 1 | OUR ROCKER | 2 | 0.4m | 0.0m (0) | 0.0m (0) | 2:02.03 | 28.50s | 29.33s |
| 2 | TOOLIJOOA BEACH | 3 | 7.1m | 13.0m (0) | 13.4m (0) | 2:02.55 | 28.54s | 28.89s |
| 8 | JALANEEL | 4 | 7.5m | 9.1m (0) | 8.9m (0) | 2:02.58 | 28.50s | 29.24s |
| 6 | MAURLEN BOY | 5 | 10.8m | 10.5m (1) | 7.2m (2) | 2:02.83 | 28.28s | 29.61s |
| 9 | PROMISING | 6 | 14.1m | 17.0m (0) | 13.9m (1) | 2:03.08 | 28.30s | 29.38s |
| 3 | STARTIN TO GOGH | 7 | 19.3m | 6.2m (1) | 6.1m (1) | 2:03.48 | 28.50s | 30.34s |
| 5 | CEE CEE LOU | 8 | 21.6m | 30.0m (0) | 24.0m (0) | 2:03.66 | 28.10s | 29.24s |
| 4 | MICHAYWEY | 9 | 76.4m | 14.7m (1) | 6.1m (3) | 2:07.87 | 27.90s | 34.73s |

Finish Position and metres gained

First Arrow shows distance gain/loss from 2nd Qtr to 3rd Qtr, Second Arrow shows distance gain/loss from 3rd Qtr to Finish
Blue arrow indicates best gain in these quarters.



Penrith Race 6 Distance 1720m

Thursday, 4 June 2026

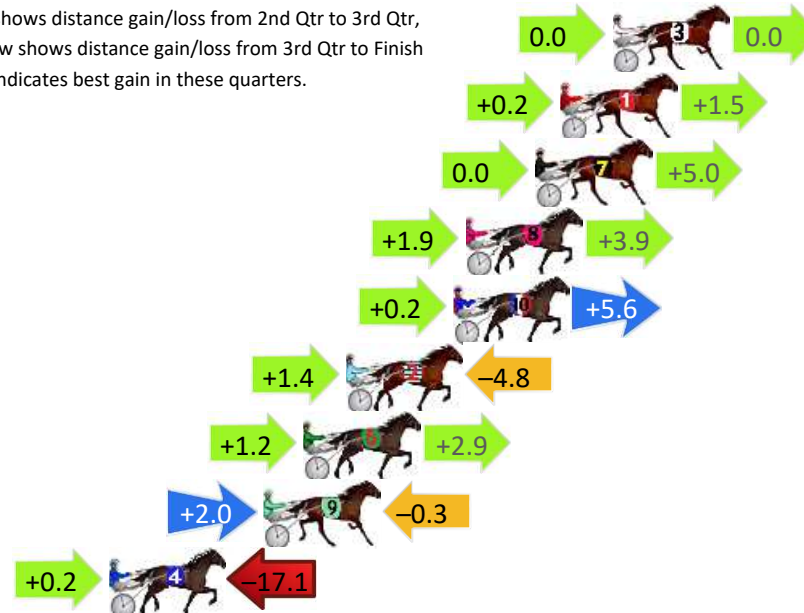
Gross Time: 2:06.30 MileRate: 1:58.20 LeadTime: 7.40s First Qtr: 30.20s Second Qtr: 30.90s Third Qtr: 29.70s Fourth Qtr: 28.10s

DATA TABLE: 800 / 400 Posi's are position from leader and (how wide the horse was at that position)

| NoHorse | Plc | Mar | 800 Posi | 400 Posi | Time | 3rd Qtr | 4th Qt |
|---------------------|-----|-------|-----------|-----------|---------|---------|--------|
| 3 BEV THE GOAT | 1 | 0.0m | 0.0m (0) | 0.0m (0) | 2:06.30 | 29.70s | 28.10s |
| 1 JACQUELYN JOY | 2 | 2.1m | 3.8m (0) | 3.6m (0) | 2:06.46 | 29.68s | 28.00s |
| 7 LEAVE IT TO LUCY | 3 | 3.1m | 8.1m (0) | 8.1m (0) | 2:06.53 | 29.68s | 27.75s |
| 8 CHEVRON FLIES | 4 | 5.9m | 11.7m (1) | 9.8m (2) | 2:06.74 | 29.54s | 27.84s |
| 10 TIGERLICIOUS | 5 | 6.4m | 12.2m (0) | 12.0m (0) | 2:06.77 | 29.66s | 27.71s |
| 2 STELLINA | 6 | 10.7m | 7.3m (1) | 5.9m (2) | 2:07.09 | 29.58s | 28.47s |
| 6 HONOLULU PRINCESS | 7 | 12.4m | 16.5m (0) | 15.3m (1) | 2:07.22 | 29.58s | 27.92s |
| 9 UPSTREAM | 8 | 14.0m | 15.7m (1) | 13.7m (2) | 2:07.33 | 29.52s | 28.15s |
| 4 CHARLIES ACE | 9 | 20.2m | 3.3m (1) | 3.1m (1) | 2:07.79 | 29.68s | 29.37s |

Finish Position and metres gained

First Arrow shows distance gain/loss from 2nd Qtr to 3rd Qtr, Second Arrow shows distance gain/loss from 3rd Qtr to Finish Blue arrow indicates best gain in these quarters.



800

Visual positions in race at 2nd Quarter



400

Visual positions in race at 3rd Quarter



Penrith Race 7 Distance 1720m

Thursday, 4 June 2026


Gross Time: 2:07.10 MileRate: 1:58.90 LeadTime: 7.70s First Qtr: 30.90s Second Qtr: 31.00s Third Qtr: 29.40s Fourth Qtr: 28.10s

DATA TABLE: 800 / 400 Posi's are position from leader and (how wide the horse was at that position)

| No | Horse | Plc | Mar | 800 Posi | 400 Posi | Time | 3rd Qtr | 4th Qt |
|----|----------------------|-----|-------|-----------|-----------|---------|---------|--------|
| 1 | GENERAL LINCOLN | 1 | 0.0m | 0.0m (0) | 0.0m (0) | 2:07.10 | 29.40s | 28.10s |
| 4 | YA RACIN ARLO | 2 | 1.4m | 3.8m (1) | 1.7m (1) | 2:07.20 | 29.24s | 28.08s |
| 9 | ZEN MASTER | 3 | 2.8m | 4.4m (0) | 3.9m (0) | 2:07.31 | 29.36s | 28.03s |
| 5 | DILETTO | 4 | 8.6m | 9.0m (0) | 8.4m (0) | 2:07.74 | 29.34s | 28.14s |
| 7 | SLYX | 5 | 9.1m | 13.7m (0) | 12.3m (0) | 2:07.77 | 29.28s | 27.89s |
| 3 | DOWN WARD DOG | 6 | 17.0m | 8.2m (1) | 6.7m (1) | 2:08.36 | 29.28s | 28.88s |
| 10 | OURTREACHEROUS REIGN | 7 | 18.4m | 17.5m (2) | 9.8m (2) | 2:08.46 | 28.82s | 28.76s |
| 2 | DELIGHTFULLY SWEET | 8 | 20.0m | 12.6m (1) | 11.8m (1) | 2:08.58 | 29.32s | 28.74s |
| 8 | GREY CADILLAC | 9 | 20.3m | 17.0m (1) | 14.6m (2) | 2:08.60 | 29.20s | 28.56s |
| 6 | IDEAL REDEMPTION | 10 | 31.6m | 12.1m (2) | 4.5m (2) | 2:09.43 | 28.84s | 30.11s |

Finish Position and metres gained

First Arrow shows distance gain/loss from 2nd Qtr to 3rd Qtr, Second Arrow shows distance gain/loss from 3rd Qtr to Finish
Blue arrow indicates best gain in these quarters.



800

Visual positions in race at 2nd Quarter



400

Visual positions in race at 3rd Quarter



Penrith Race 8 Distance 1720m

Thursday, 4 June 2026



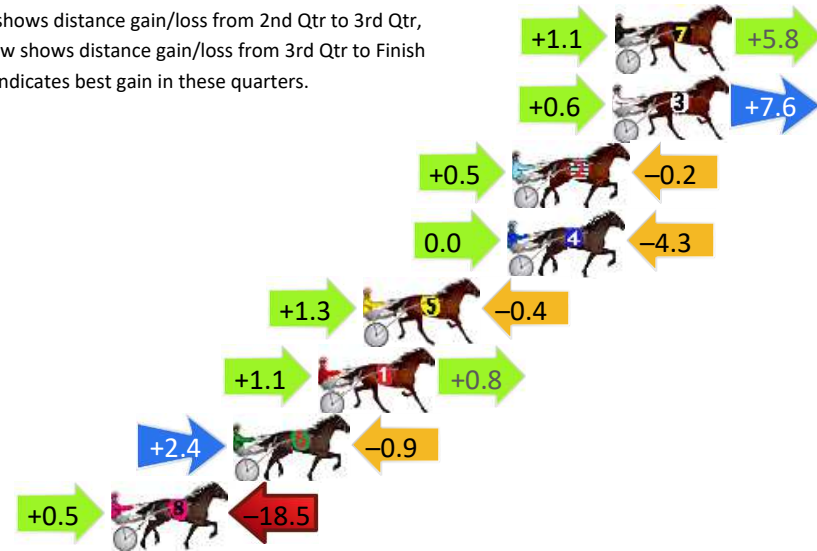
Gross Time: 2:07.70 MileRate: 1:59.50 LeadTime: 7.60s First Qtr: 30.50s Second Qtr: 31.30s Third Qtr: 29.20s Fourth Qtr: 29.10s

DATA TABLE: 800 / 400 Posi's are position from leader and (how wide the horse was at that position)

| NoHorse | Plc | Mar | 800 Posi | 400 Posi | Time | 3rd Qtr | 4th Qt |
|---------------------|-----|-------|-----------|-----------|---------|---------|--------|
| 7 CANTPLZA MALTEEZA | 1 | 0.0m | 6.9m (1) | 5.8m (1) | 2:07.70 | 29.12s | 28.68s |
| 3 DYNAMITE DANNI | 2 | 0.1m | 8.3m (0) | 7.7m (0) | 2:07.71 | 29.16s | 28.55s |
| 2 MIDNIGHT HAZE | 3 | 4.1m | 4.4m (0) | 3.9m (0) | 2:08.01 | 29.16s | 29.13s |
| 4 LINE OF COURAGE | 4 | 4.3m | 0.0m (0) | 0.0m (0) | 2:08.03 | 29.20s | 29.43s |
| 5 THATS WICKED | 5 | 10.1m | 11.0m (1) | 9.7m (1) | 2:08.47 | 29.10s | 29.17s |
| 1 LETS FLY WITH ME | 6 | 11.9m | 13.8m (0) | 12.7m (0) | 2:08.61 | 29.12s | 29.09s |
| 6 BLUE COLLAR BOY | 7 | 15.3m | 16.8m (1) | 14.4m (1) | 2:08.87 | 29.02s | 29.23s |
| 8 NEEDING TAY TAY | 8 | 20.2m | 2.2m (1) | 1.7m (1) | 2:09.24 | 29.16s | 30.52s |

Finish Position and metres gained

First Arrow shows distance gain/loss from 2nd Qtr to 3rd Qtr, Second Arrow shows distance gain/loss from 3rd Qtr to Finish
Blue arrow indicates best gain in these quarters.



Penrith Race 9 Distance 2125m

Thursday, 4 June 2026


Gross Time: 2:37.10 MileRate: 1:59.00 LeadTime: 37.40s First Qtr: 31.10s Second Qtr: 29.30s Third Qtr: 28.90s Fourth Qtr: 30.40s

DATA TABLE: 800 / 400 Posi's are position from leader and (how wide the horse was at that position)

| No | Horse | Plc | Mar | 800 Posi | 400 Posi | Time | 3rd Qtr | 4th Qt |
|----|---------------------|-----|-------|-----------|-----------|---------|---------|--------|
| 9 | RIO DE JANEIRO BLUE | 1 | 0.0m | 16.4m (1) | 9.8m (3) | 2:37.10 | 28.44s | 29.68s |
| 2 | FINAL PROMISE | 2 | 1.3m | 4.5m (1) | 4.4m (2) | 2:37.20 | 28.90s | 30.18s |
| 10 | TENNESSEE KID | 3 | 4.6m | 13.4m (0) | 6.3m (1) | 2:37.47 | 28.40s | 30.31s |
| 7 | GOODTIME BRAVO | 4 | 8.0m | 8.9m (0) | 9.0m (2) | 2:37.74 | 28.92s | 30.38s |
| 5 | HESHARLEY | 5 | 8.8m | 17.3m (0) | 10.0m (1) | 2:37.80 | 28.40s | 30.36s |
| 6 | OUR ULTIMATE LAYLA | 6 | 8.9m | 19.2m (2) | 13.0m (0) | 2:37.81 | 28.48s | 30.15s |
| 4 | IMA SHINKANSEN | 7 | 10.8m | 0.3m (1) | 1.9m (1) | 2:37.96 | 29.02s | 31.12s |
| 3 | TOMMYS LUCK | 8 | 12.4m | 0.0m (0) | 0.0m (0) | 2:38.09 | 28.90s | 31.39s |
| 8 | ROCKSIE ROCK | 9 | 14.4m | 12.3m (1) | 13.6m (2) | 2:38.25 | 29.02s | 30.55s |
| 1 | GO TESS GO | 10 | 18.6m | 4.5m (0) | 4.9m (0) | 2:38.58 | 28.94s | 31.52s |

Finish Position and metres gained

First Arrow shows distance gain/loss from 2nd Qtr to 3rd Qtr, Second Arrow shows distance gain/loss from 3rd Qtr to Finish
Blue arrow indicates best gain in these quarters.



800

Visual positions in race at 2nd Quarter



400

Visual positions in race at 3rd Quarter

