

Newcastle Race 1 Distance 2030m

Friday, 5 June 2026

Gross Time: 2:25.50 MileRate: 1:55.40 LeadTime: 29.70s First Qtr: 31.20s Second Qtr: 29.00s Third Qtr: 27.20s Fourth Qtr: 28.40s

DATA TABLE: 800 / 400 Posi's are position from leader and (how wide the horse was at that position)

NoHorse	Plc	Mar	800 Posi	400 Posi	Time	3rd Qtr	4th Qt
8 THE CID	1	0.0m	3.3m (1)	0.0m (1)	2:25.50	26.98s	28.40s
1 GRUMPYSHANNON	2	0.8m	9.2m (0)	9.3m (0)	2:25.56	27.22s	27.82s
3 SWEET ROCKY	3	8.2m	0.0m (0)	0.3m (0)	2:26.11	27.22s	28.99s
9 KING HIT	4	8.4m	13.6m (0)	13.0m (0)	2:26.13	27.18s	28.13s
5 YESNOMAYBESO	5	9.7m	11.2m (1)	10.7m (1)	2:26.22	27.18s	28.38s
4 FOX TROT	6	10.5m	7.4m (1)	4.1m (1)	2:26.28	26.98s	28.90s
6 QUICKSHIFT GIRL	7	11.6m	15.1m (1)	14.5m (1)	2:26.37	27.18s	28.27s
10 OHWHATIWOULDGI VE	8	14.1m	17.8m (0)	17.7m (0)	2:26.55	27.22s	28.23s
2 JILLIBY AMIGO	9	17.2m	4.7m (0)	4.6m (0)	2:26.78	27.20s	29.36s

Finish Position and metres gained

First Arrow shows distance gain/loss from 2nd Qtr to 3rd Qtr,
Second Arrow shows distance gain/loss from 3rd Qtr to Finish
Blue arrow indicates best gain in these quarters.



800

Visual positions in race at 2nd Quarter



400

Visual positions in race at 3rd Quarter



Newcastle Race 2 Distance 1609m

Friday, 5 June 2026

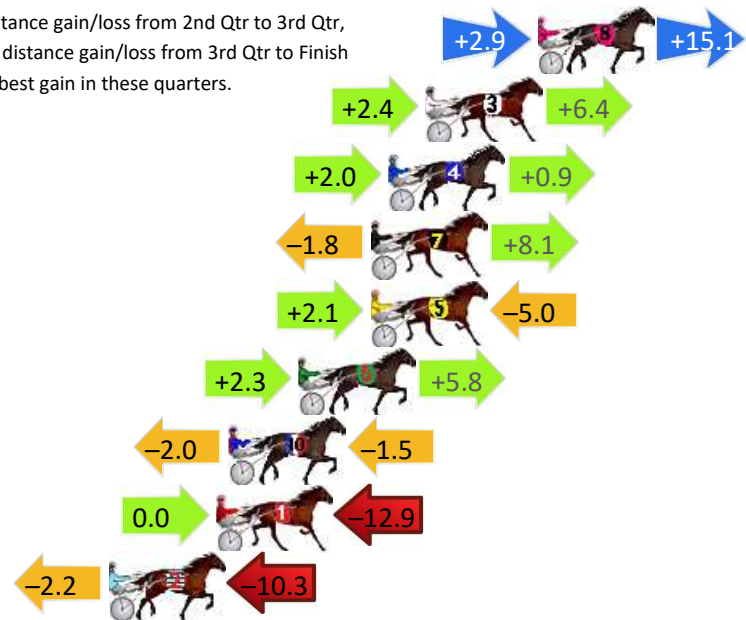
Gross Time: 1:52.20 MileRate: 1:52.20 LeadTime: 0.00s First Qtr: 27.00s Second Qtr: 28.80s Third Qtr: 27.30s Fourth Qtr: 29.10s

DATA TABLE: 800 / 400 Posi's are position from leader and (how wide the horse was at that position)

No	Horse	Plc	Mar	800 Posi	400 Posi	Time	3rd Qtr	4th Qt
8	LAST TIME JOE	1	0.0m	18.0m (1)	15.1m (2)	1:52.20	27.14s	28.04s
3	THE CREEK	2	4.5m	13.3m (1)	10.9m (1)	1:52.54	27.16s	28.68s
4	SPUNKYS GOTSECRETS	3	6.0m	8.9m (1)	6.9m (1)	1:52.66	27.18s	29.08s
7	MCCRIKEY	4	6.7m	13.0m (0)	14.8m (1)	1:52.71	27.46s	28.57s
5	CARRAMAR OLAM	5	6.7m	3.8m (1)	1.7m (1)	1:52.71	27.16s	29.49s
6	WHATABOYJACK	6	9.6m	17.7m (0)	15.4m (0)	1:52.93	27.18s	28.75s
10	DIDSHEDOIT	7	12.4m	8.9m (0)	10.9m (0)	1:53.15	27.46s	29.29s
1	KAIRAKI DELIGHT	8	12.9m	0.0m (0)	0.0m (0)	1:53.18	27.30s	30.08s
2	CAPTAIN GROOVE	9	17.2m	4.7m (0)	6.9m (0)	1:53.51	27.46s	29.93s

Finish Position and metres gained

First Arrow shows distance gain/loss from 2nd Qtr to 3rd Qtr,
Second Arrow shows distance gain/loss from 3rd Qtr to Finish
Blue arrow indicates best gain in these quarters.



8
0
0

Visual positions in race at 2nd Quarter



4
0
0

Visual positions in race at 3rd Quarter



Newcastle Race 3 Distance 2030m

Friday, 5 June 2026

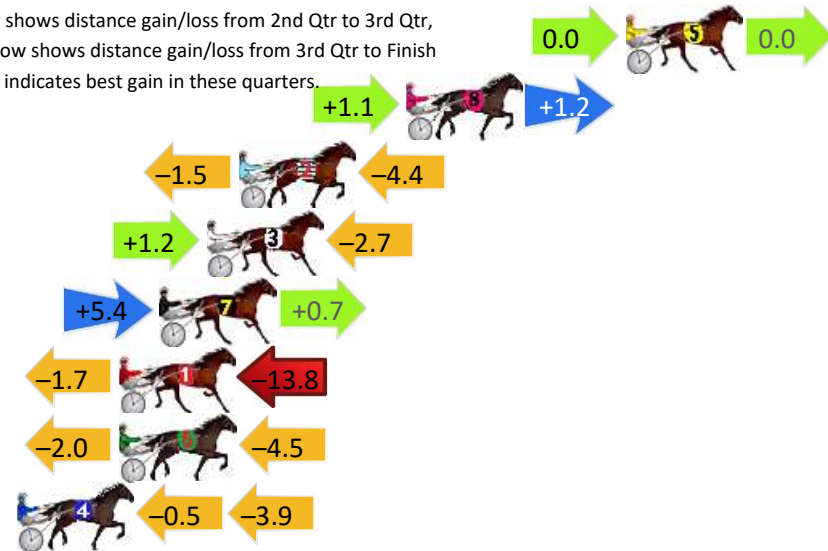
Gross Time: 2:23.60 MileRate: 1:53.90 LeadTime: 30.30s First Qtr: 29.60s Second Qtr: 28.80s Third Qtr: 26.90s Fourth Qtr: 28.00s

DATA TABLE: 800 / 400 Posi's are position from leader and (how wide the horse was at that position)

No	Horse	Plc	Mar	800 Posi	400 Posi	Time	3rd Qtr	4th Qt
5	SAINT CRUSADER	1	0.0m	0.0m (0)	0.0m (0)	2:23.60	26.90s	28.00s
8	COOL NIGHT	2	8.8m	11.1m (1)	10.0m (1)	2:24.25	26.84s	27.97s
2	THE METAL FLYER	3	15.5m	9.6m (0)	11.1m (0)	2:24.74	27.02s	28.38s
3	ROCKTAGONAL	4	16.8m	15.3m (1)	14.1m (1)	2:24.84	26.84s	28.28s
7	GROSSO NASO	5	18.7m	24.8m (1)	19.4m (1)	2:24.98	26.56s	28.06s
1	SPIRIT KING	6	20.3m	4.8m (0)	6.5m (0)	2:25.09	27.02s	29.05s
6	METALLICA MAN	7	20.3m	13.8m (0)	15.8m (0)	2:25.09	27.06s	28.41s
4	VAN BASTEN	8	24.4m	20.0m (1)	20.5m (0)	2:25.40	26.96s	28.40s

Finish Position and metres gained

First Arrow shows distance gain/loss from 2nd Qtr to 3rd Qtr, Second Arrow shows distance gain/loss from 3rd Qtr to Finish
Blue arrow indicates best gain in these quarters.



8
0
0

Visual positions in race at 2nd Quarter



4
0
0

Visual positions in race at 3rd Quarter

Newcastle Race 4 Distance 1609m

Friday, 5 June 2026

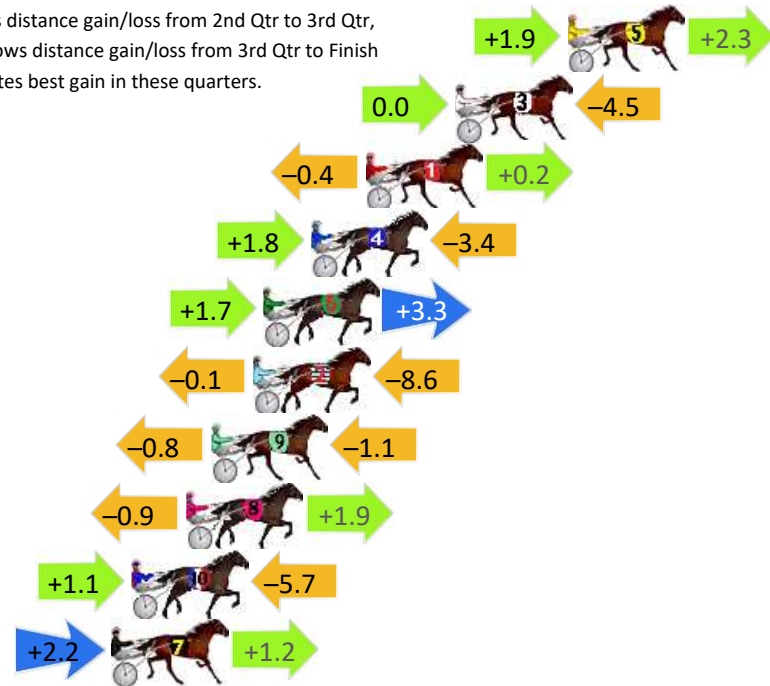
Gross Time: 1:54.90 MileRate: 1:54.90 LeadTime: 0.00s First Qtr: 27.70s Second Qtr: 31.20s Third Qtr: 28.60s Fourth Qtr: 27.40s

DATA TABLE: 800 / 400 Posi's are position from leader and (how wide the horse was at that position)

No	Horse	Plc	Mar	800 Posi	400 Posi	Time	3rd Qtr	4th Qt
5	CAPTAIN BART	1	0.0m	4.2m (1)	2.3m (1)	1:54.90	28.46s	27.24s
3	PRINCESS MICKAYLA	2	4.5m	0.0m (0)	0.0m (0)	1:55.22	28.60s	27.72s
1	ULTIMATE DIVA	3	8.1m	7.9m (0)	8.3m (0)	1:55.48	28.62s	27.40s
4	ESCALERA	4	10.3m	8.7m (1)	6.9m (1)	1:55.64	28.46s	27.66s
6	LOVE A BELLE	5	12.2m	17.2m (1)	15.5m (1)	1:55.78	28.46s	27.20s
2	CHEDDAR VALLEY	6	12.6m	3.9m (0)	4.0m (0)	1:55.81	28.60s	28.03s
9	DOUGS RULES	7	14.3m	12.4m (0)	13.2m (0)	1:55.93	28.64s	27.51s
8	FOR ALWAYS ARDEN	8	15.3m	16.3m (0)	17.2m (0)	1:56.00	28.64s	27.30s
10	IM LORD TOMMY	9	17.5m	12.9m (1)	11.8m (1)	1:56.16	28.50s	27.84s
7	PLAYA BLANCA	10	18.3m	21.7m (1)	19.5m (1)	1:56.22	28.42s	27.36s

Finish Position and metres gained

First Arrow shows distance gain/loss from 2nd Qtr to 3rd Qtr,
Second Arrow shows distance gain/loss from 3rd Qtr to Finish
Blue arrow indicates best gain in these quarters.



8
0
0

Visual positions in race at 2nd Quarter



4
0
0

Visual positions in race at 3rd Quarter



Newcastle Race 5 Distance 1609m

Friday, 5 June 2026



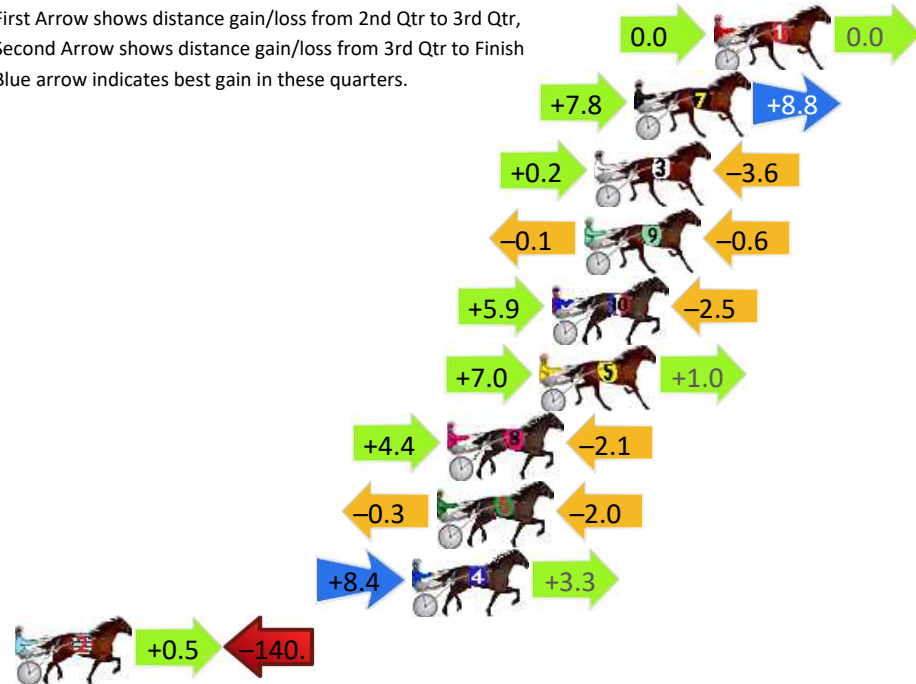
Gross Time: 1:56.70 MileRate: 1:56.70 LeadTime: 0.00s First Qtr: 28.30s Second Qtr: 32.00s Third Qtr: 28.40s Fourth Qtr: 28.00s

DATA TABLE: 800 / 400 Posi's are position from leader and (how wide the horse was at that position)

No	Horse	Plc	Mar	800 Posi	400 Posi	Time	3rd Qtr	4th Qt
1	ADDOCAR	1	0.0m	0.0m (0)	0.0m (0)	1:56.70	28.40s	28.00s
7	MISTER BRILLANTE	2	3.2m	19.8m (1)	12.0m (2)	1:56.94	27.84s	27.40s
3	NIGHT TO REMEMBER	3	4.8m	1.4m (1)	1.2m (1)	1:57.05	28.38s	28.27s
9	PAPA JOE	4	5.2m	4.5m (0)	4.6m (0)	1:57.08	28.40s	28.06s
10	SWEET TARA	5	6.5m	9.9m (1)	4.0m (2)	1:57.18	27.98s	28.20s
5	LOCKITINEDDY	6	7.0m	15.0m (1)	8.0m (2)	1:57.22	27.90s	27.96s
8	MAYWYNS MIGHTY MAC	7	10.7m	13.0m (0)	8.6m (0)	1:57.49	28.08s	28.19s
6	NIFTY STUDLEIGH	8	11.1m	8.8m (0)	9.1m (1)	1:57.52	28.42s	28.18s
4	NEXT TO ME	9	12.1m	23.8m (1)	15.4m (1)	1:57.59	27.80s	27.81s
2	BRING YOUR BEST	10	145.3m	5.4m (1)	4.9m (1)	2:07.40	28.36s	38.36s

Finish Position and metres gained

First Arrow shows distance gain/loss from 2nd Qtr to 3rd Qtr, Second Arrow shows distance gain/loss from 3rd Qtr to Finish
Blue arrow indicates best gain in these quarters.



Newcastle Race 6 Distance 1609m

Friday, 5 June 2026


Gross Time: 1:53.80 MileRate: 1:53.80 LeadTime: 0.00s First Qtr: 26.30s Second Qtr: 29.30s Third Qtr: 28.10s Fourth Qtr: 30.10s

DATA TABLE: 800 / 400 Posi's are position from leader and (how wide the horse was at that position)

No	Horse	Plc	Mar	800 Posi	400 Posi	Time	3rd Qtr	4th Qt
6	DEECEE ROCKIN	1	0.0m	23.5m (1)	12.7m (2)	1:53.80	27.38s	29.18s
8	TINNY MAHONEY	2	0.2m	5.4m (1)	3.3m (2)	1:53.82	27.96s	29.88s
4	WAR WESTERN	3	0.8m	0.0m (0)	0.0m (0)	1:53.86	28.10s	30.16s
7	AVENGER	4	2.0m	18.9m (1)	7.2m (3)	1:53.96	27.30s	29.74s
10	LITTLE DEMON	5	2.6m	14.0m (1)	12.5m (1)	1:54.00	28.02s	29.40s
2	HEAVENLY WAGE	6	4.8m	10.0m (1)	7.2m (1)	1:54.18	27.92s	29.96s
3	KARAOKE KING	7	4.9m	12.9m (0)	14.1m (0)	1:54.19	28.22s	29.47s
5	RICK REILLY	8	5.5m	0.9m (1)	0.6m (1)	1:54.23	28.08s	30.49s
9	HE SAID SHE SAID	9	6.7m	8.6m (0)	10.5m (0)	1:54.33	28.26s	29.87s
1	INDI AIR TONIGHT	10	17.2m	4.6m (0)	5.8m (0)	1:55.16	28.20s	31.04s

Finish Position and metres gained

First Arrow shows distance gain/loss from 2nd Qtr to 3rd Qtr, Second Arrow shows distance gain/loss from 3rd Qtr to Finish Blue arrow indicates best gain in these quarters.



800

Visual positions in race at 2nd Quarter



400

Visual positions in race at 3rd Quarter



Newcastle Race 7 Distance 1609m



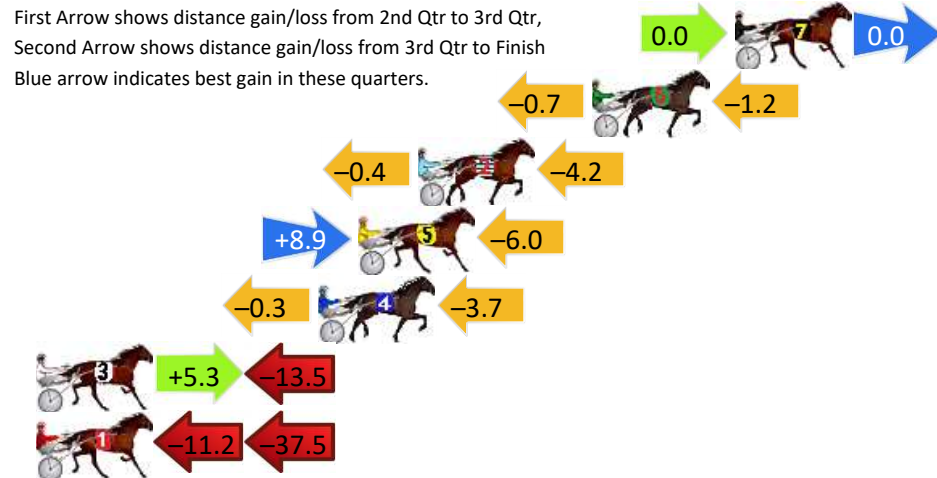
Friday, 5 June 2026

Gross Time: 1:52.60 MileRate: 1:52.60 LeadTime: 0.00s First Qtr: 27.30s Second Qtr: 28.50s Third Qtr: 27.80s Fourth Qtr: 29.00s

DATA TABLE: 800 / 400 Posi's are position from leader and (how wide the horse was at that position)

No	Horse	Plc	Mar	800 Posi	400 Posi	Time	3rd Qtr	4th Qt
7	SAN SEBASTIAN	1	0.0m	0.0m (0)	0.0m (0)	1:52.60	27.80s	29.00s
6	WHITBYS DELIGHT	2	5.7m	3.8m (0)	4.5m (0)	1:53.03	27.86s	29.11s
2	NOTHING FINER	3	12.7m	8.1m (0)	8.5m (0)	1:53.57	27.84s	29.37s
5	OZZIE PEARL	4	15.1m	18.0m (0)	9.1m (1)	1:53.75	27.20s	29.51s
4	RUMOUR STRIDE	5	16.7m	12.7m (0)	13.0m (1)	1:53.87	27.84s	29.35s
3	LOCHINVAR TIGER	6	31.4m	23.2m (0)	17.9m (0)	1:54.99	27.46s	30.13s
1	MAXYS AROCKA	7	110.3m	61.6m (0)	72.8m (0)	2:00.99	28.68s	32.25s

Finish Position and metres gained



Newcastle Race 8 Distance 1609m

Friday, 5 June 2026


Gross Time: 1:55.90 MileRate: 1:55.90 LeadTime: 0.00s First Qtr: 28.50s Second Qtr: 29.30s Third Qtr: 28.80s Fourth Qtr: 29.30s

DATA TABLE: 800 / 400 Posi's are position from leader and (how wide the horse was at that position)

No	Horse	Plc	Mar	800 Posi	400 Posi	Time	3rd Qtr	4th Qt
1	JACQUELINE ROSE	1	0.0m	0.0m (0)	0.0m (0)	1:55.90	28.80s	29.30s
2	LADY DELORIS	2	1.7m	4.8m (1)	6.1m (1)	1:56.03	28.90s	28.99s
10	GABBYS SPORTSTAR	3	4.6m	8.7m (1)	10.0m (1)	1:56.25	28.90s	28.93s
7	OUR ART CHRISTIAN	4	4.9m	8.4m (0)	8.3m (0)	1:56.28	28.80s	29.08s
9	MADAZALWAYS	5	5.3m	3.6m (0)	3.9m (0)	1:56.31	28.82s	29.43s
8	ROCKNROLL TONY	6	8.0m	12.9m (0)	12.7m (0)	1:56.51	28.80s	28.99s
5	WUNDERLAND	7	8.6m	17.3m (0)	17.7m (0)	1:56.56	28.84s	28.68s
3	CHLOBRO	8	9.8m	12.6m (1)	13.6m (1)	1:56.65	28.88s	29.07s
6	LETSGETROWDY	9	12.3m	17.0m (1)	17.7m (1)	1:56.85	28.86s	28.97s
4	LACHIES IDEAL	10	20.5m	0.3m (1)	1.7m (1)	1:57.48	28.90s	30.76s

Finish Position and metres gained

First Arrow shows distance gain/loss from 2nd Qtr to 3rd Qtr, Second Arrow shows distance gain/loss from 3rd Qtr to Finish
Blue arrow indicates best gain in these quarters.



800

Visual positions in race at 2nd Quarter



400

Visual positions in race at 3rd Quarter



Newcastle Race 9 Distance 1609m

Friday, 5 June 2026


Gross Time: 1:57.00 MileRate: 1:57.00 LeadTime: 0.00s First Qtr: 28.70s Second Qtr: 31.20s Third Qtr: 28.70s Fourth Qtr: 28.40s

DATA TABLE: 800 / 400 Posi's are position from leader and (how wide the horse was at that position)

No	Horse	Plc	Mar	800 Posi	400 Posi	Time	3rd Qtr	4th Qt
9	SAINT KARAMARA	1	0.0m	7.9m (0)	8.5m (0)	1:57.00	28.74s	27.80s
4	LAST FLITE	2	6.7m	0.0m (0)	0.0m (0)	1:57.50	28.70s	28.90s
5	A LITTLE DILEMMA	3	9.4m	17.1m (1)	5.6m (1)	1:57.70	27.88s	28.70s
10	TULHURST PEBBLES	4	9.9m	21.3m (1)	11.0m (1)	1:57.74	27.96s	28.36s
7	RAINBOWSEND	5	11.7m	21.6m (0)	19.7m (1)	1:57.87	28.56s	27.87s
2	DAZZLING GEMS	6	11.8m	12.3m (0)	12.4m (0)	1:57.88	28.70s	28.40s
6	ESPERANZA	7	13.6m	26.1m (1)	15.8m (1)	1:58.01	27.96s	28.29s
1	MIKI BE FREE	8	14.2m	3.9m (0)	4.5m (0)	1:58.06	28.74s	29.14s
3	DRIVING MISS MOLLY	9	16.1m	16.8m (0)	16.6m (0)	1:58.20	28.68s	28.42s
8	SMOLENSKI	10	20.0m	28.6m (0)	24.0m (1)	1:58.49	28.36s	28.19s

Finish Position and metres gained

First Arrow shows distance gain/loss from 2nd Qtr to 3rd Qtr, Second Arrow shows distance gain/loss from 3rd Qtr to Finish
Blue arrow indicates best gain in these quarters.



800

Visual positions in race at 2nd Quarter



400

Visual positions in race at 3rd Quarter



Newcastle Race 10 Distance 1609m

Friday, 5 June 2026


Gross Time: 1:55.70 MileRate: 1:55.70 LeadTime: 0.00s First Qtr: 28.00s Second Qtr: 30.30s Third Qtr: 29.00s Fourth Qtr: 28.40s

DATA TABLE: 800 / 400 Posi's are position from leader and (how wide the horse was at that position)

No	Horse	Plc	Mar	800 Posi	400 Posi	Time	3rd Qtr	4th Qt
10	PHAR LUME	1	0.0m	14.2m (1)	8.4m (3)	1:55.70	28.58s	27.80s
2	MAJOR AUSTIN	2	2.8m	4.4m (0)	4.2m (0)	1:55.91	28.98s	28.31s
7	GIRLSGOTCURLS	3	8.4m	0.0m (0)	0.0m (0)	1:56.33	29.00s	29.03s
4	PIXIEBELLE	4	17.8m	18.0m (1)	13.2m (2)	1:57.03	28.64s	28.79s
3	SIERRA MIST	5	19.0m	8.3m (0)	9.0m (0)	1:57.12	29.04s	29.18s
9	COOINDALAI	6	20.4m	17.2m (0)	12.3m (1)	1:57.22	28.64s	29.04s
1	WOOPAA	7	30.3m	12.5m (0)	13.5m (0)	1:57.96	29.06s	29.70s
5	ROOBEE	8	31.8m	21.4m (0)	17.7m (0)	1:58.07	28.72s	29.51s
6	JANELLE MAY	9	34.6m	5.6m (1)	7.3m (1)	1:58.28	29.12s	30.46s
8	NEED FOUR SPEED	10	41.4m	9.7m (1)	5.6m (2)	1:58.79	28.70s	31.09s

Finish Position and metres gained

First Arrow shows distance gain/loss from 2nd Qtr to 3rd Qtr, Second Arrow shows distance gain/loss from 3rd Qtr to Finish
Blue arrow indicates best gain in these quarters.



800

Visual positions in race at 2nd Quarter



400

Visual positions in race at 3rd Quarter

