

Wagga Riverina Race 1 Distance 1740m

Friday, 5 June 2026


Gross Time: 2:07.00 MileRate: 1:57.40 LeadTime: 9.10s First Qtr: 30.60s Second Qtr: 29.70s Third Qtr: 29.50s Fourth Qtr: 28.10s

DATA TABLE: 800 / 400 Posi's are position from leader and (how wide the horse was at that position)

No	Horse	Plc	Mar	800 Posi	400 Posi	Time	3rd Qtr	4th Qt
4	SPRING DELIGHT	1	0.0m	0.0m (0)	0.0m (0)	2:07.00	29.50s	28.10s
5	THE BANKER	2	2.3m	3.1m (1)	1.7m (1)	2:07.17	29.39s	28.15s
2	STIPULATING	3	3.4m	4.1m (0)	4.2m (0)	2:07.25	29.50s	28.05s
9	BOLANALONG	4	3.9m	8.5m (0)	8.4m (0)	2:07.29	29.48s	27.79s
10	GLENBURNS WATERS	5	3.9m	7.5m (1)	5.9m (1)	2:07.29	29.37s	27.97s
3	IM HARVEY SPECTER	6	4.3m	11.3m (1)	10.9m (1)	2:07.32	29.45s	27.64s
7	RACING WRITER	7	9.7m	12.8m (0)	12.3m (0)	2:07.72	29.44s	27.94s
6	MODERN SHEEN	8	18.4m	15.7m (1)	14.0m (2)	2:08.36	29.35s	28.46s
8	COMPLICATED	9	30.5m	18.6m (0)	18.2m (0)	2:09.25	29.44s	29.05s

Finish Position and metres gained

First Arrow shows distance gain/loss from 2nd Qtr to 3rd Qtr, Second Arrow shows distance gain/loss from 3rd Qtr to Finish. Blue arrow indicates best gain in these quarters.



800

Visual positions in race at 2nd Quarter



400

Visual positions in race at 3rd Quarter



Wagga Riverina Race 2 Distance 2270m

Friday, 5 June 2026


Gross Time: 2:44.30 MileRate: 1:56.50 LeadTime: 47.70s First Qtr: 29.90s Second Qtr: 27.50s Third Qtr: 29.40s Fourth Qtr: 29.80s

DATA TABLE: 800 / 400 Posi's are position from leader and (how wide the horse was at that position)

No	Horse	Plc	Mar	800 Posi	400 Posi	Time	3rd Qtr	4th Qt
1	JANIE BLU	1	0.0m	3.8m (0)	3.8m (0)	2:44.30	29.42s	29.52s
8	ARENDELLE	2	2.5m	20.0m (1)	12.8m (2)	2:44.50	28.97s	29.06s
3	THE TALK	3	3.2m	10.7m (1)	7.3m (1)	2:44.55	29.21s	29.51s
10	FLIP A COIN	4	3.7m	15.0m (1)	7.9m (3)	2:44.59	28.95s	29.51s
4	HEZ HARRYWHO	5	4.8m	6.3m (1)	4.4m (2)	2:44.67	29.29s	29.85s
7	FOLLOW THE MONEY	6	7.2m	23.8m (1)	14.7m (1)	2:44.86	28.85s	29.28s
5	CAPTAIN MOLLY	7	13.0m	1.9m (1)	0.8m (1)	2:45.32	29.33s	30.76s
2	GO COLOUR MY WORLD	8	13.7m	0.0m (0)	0.0m (0)	2:45.37	29.40s	30.87s
6	BURTON	9	21.5m	13.2m (0)	15.0m (0)	2:45.98	29.60s	30.38s
9	CLASSIC BEESMACK	10	24.2m	8.2m (0)	9.1m (0)	2:46.19	29.51s	31.02s

Finish Position and metres gained

First Arrow shows distance gain/loss from 2nd Qtr to 3rd Qtr, Second Arrow shows distance gain/loss from 3rd Qtr to Finish
Blue arrow indicates best gain in these quarters.



800

Visual positions in race at 2nd Quarter



400

Visual positions in race at 3rd Quarter



Wagga Riverina Race 3 Distance 1740m

Friday, 5 June 2026

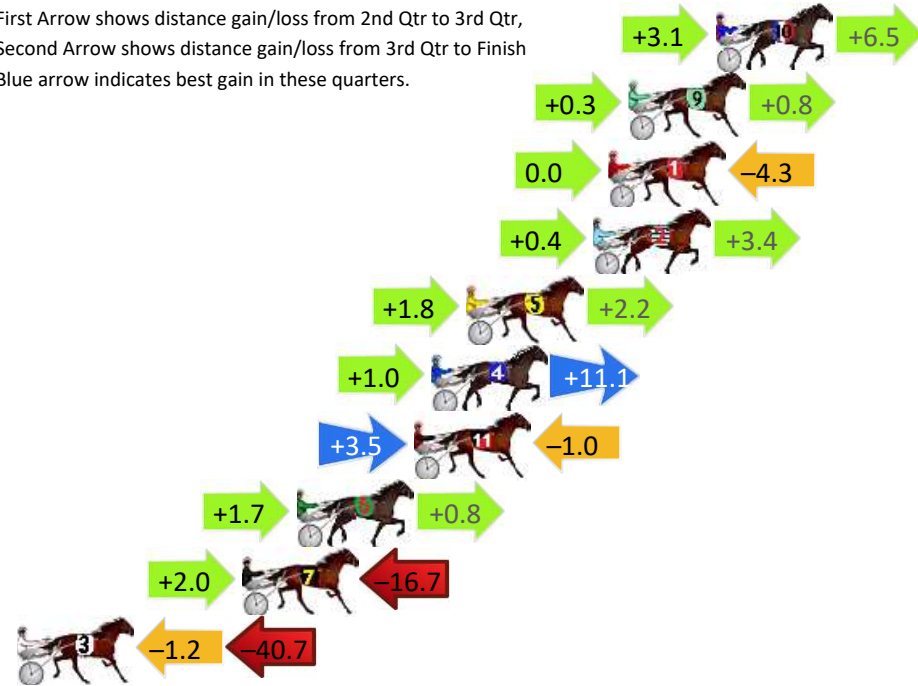
Gross Time: 2:05.90 MileRate: 1:56.40 LeadTime: 9.00s First Qtr: 30.70s Second Qtr: 29.60s Third Qtr: 28.80s Fourth Qtr: 27.80s

DATA TABLE: 800 / 400 Posi's are position from leader and (how wide the horse was at that position)

No	Horse	Plc	Mar	800 Posi	400 Posi	Time	3rd Qtr	4th Qt
10	TEDDY LOU	1	0.0m	9.6m (1)	6.5m (1)	2:05.90	28.57s	27.34s
9	BE BETTER	2	3.5m	4.6m (0)	4.3m (0)	2:06.16	28.77s	27.76s
1	CAPTAINS BANDIT	3	4.3m	0.0m (0)	0.0m (0)	2:06.21	28.80s	28.11s
2	ESTELLA HERGE	4	4.9m	8.7m (0)	8.3m (0)	2:06.26	28.76s	27.58s
5	SHES A SWINGA	5	10.0m	14.0m (0)	12.2m (0)	2:06.63	28.66s	27.67s
4	FRITH IN FLIGHT	6	11.4m	23.5m (0)	22.5m (0)	2:06.73	28.70s	27.05s
11	POCKET DIAL	7	12.1m	14.6m (1)	11.1m (1)	2:06.78	28.53s	27.90s
6	SHUDDER	8	16.8m	19.3m (0)	17.6m (0)	2:07.13	28.66s	27.79s
7	GAME SET MATCH	9	19.0m	4.3m (1)	2.3m (1)	2:07.29	28.65s	29.03s
3	RAIJIN	10	64.9m	23.0m (1)	24.2m (1)	2:10.64	28.85s	30.84s

Finish Position and metres gained

First Arrow shows distance gain/loss from 2nd Qtr to 3rd Qtr, Second Arrow shows distance gain/loss from 3rd Qtr to Finish
Blue arrow indicates best gain in these quarters.



800

Visual positions in race at 2nd Quarter



400

Visual positions in race at 3rd Quarter



Wagga Riverina Race 4 Distance 1740m

Friday, 5 June 2026



Gross Time: 2:02.10 MileRate: 1:52.90 LeadTime: 8.90s First Qtr: 28.60s Second Qtr: 28.30s Third Qtr: 28.40s Fourth Qtr: 27.90s

DATA TABLE: 800 / 400 Posi's are position from leader and (how wide the horse was at that position)

No	Horse	Plc	Mar	800 Posi	400 Posi	Time	3rd Qtr	4th Qt
11	ROMEO	1	0.0m	26.6m (1)	13.4m (2)	2:02.10	27.47s	26.96s
10	YIRRADIVA	2	3.5m	0.0m (0)	0.0m (0)	2:02.36	28.40s	28.16s
7	KEAYANG DREAMGIRL	3	14.9m	30.5m (1)	17.7m (1)	2:03.19	27.49s	27.75s
1	ATWORTHY ROCKER	4	17.6m	4.6m (0)	4.9m (0)	2:03.39	28.42s	28.85s
5	MACHX THE STRANGER	5	22.5m	13.4m (0)	13.4m (0)	2:03.75	28.40s	28.61s
9	STINSON	6	23.7m	9.1m (0)	9.2m (0)	2:03.84	28.40s	29.00s
4	MAGGIEJAYNE	7	29.3m	19.1m (0)	17.4m (0)	2:04.25	28.28s	28.83s
3	NICE WON GARY	8	32.8m	22.6m (1)	13.2m (1)	2:04.51	27.73s	29.39s
6	THE WICKED WARRIOR	9	46.3m	44.6m (0)	32.0m (0)	2:05.50	27.50s	29.06s
8	IM ON NO SLEEP	10	206.8m	44.5m (1)	138.0m (1)	2:17.27	34.93s	33.41s

Finish Position and metres gained

First Arrow shows distance gain/loss from 2nd Qtr to 3rd Qtr, Second Arrow shows distance gain/loss from 3rd Qtr to Finish
Blue arrow indicates best gain in these quarters.



Wagga Riverina Race 5 Distance 1740m

Friday, 5 June 2026

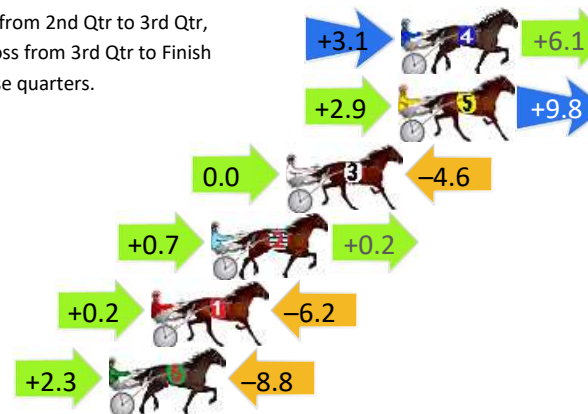
Gross Time: 2:03.80 MileRate: 1:54.50 LeadTime: 9.10s First Qtr: 29.30s Second Qtr: 29.90s Third Qtr: 28.50s Fourth Qtr: 27.00s

DATA TABLE: 800 / 400 Posi's are position from leader and (how wide the horse was at that position)

NoHorse	Plc	Mar	800 Posi	400 Posi	Time	3rd Qtr	4th Qt
4 JIMMY JAMES MAGUIRE	1	0.0m	9.2m (1)	6.1m (2)	2:03.80	28.27s	26.58s
5 HAVEYOUCHECKEDIN	2	0.1m	12.8m (1)	9.9m (2)	2:03.81	28.27s	26.33s
3 KIMCANDO	3	4.6m	0.0m (0)	0.0m (0)	2:04.13	28.50s	27.33s
2 GUILTY PARTY	4	7.6m	8.5m (0)	7.8m (0)	2:04.34	28.44s	27.00s
1 JUST ROLLYOUROWN	5	10.0m	4.0m (0)	3.8m (0)	2:04.51	28.48s	27.45s
6 DIAMOND ECLIPSE	6	11.7m	5.2m (1)	2.9m (1)	2:04.63	28.33s	27.63s

Finish Position and metres gained

First Arrow shows distance gain/loss from 2nd Qtr to 3rd Qtr, Second Arrow shows distance gain/loss from 3rd Qtr to Finish Blue arrow indicates best gain in these quarters.



800

Visual positions in race at 2nd Quarter



400

Visual positions in race at 3rd Quarter



Wagga Riverina Race 6 Distance 1740m

Friday, 5 June 2026




Gross Time: 2:03.70 MileRate: 1:54.40 LeadTime: 9.00s First Qtr: 29.40s Second Qtr: 28.10s Third Qtr: 29.00s Fourth Qtr: 28.20s

DATA TABLE: 800 / 400 Posi's are position from leader and (how wide the horse was at that position)

No	Horse	Plc	Mar	800 Posi	400 Posi	Time	3rd Qtr	4th Qt
10	IM ALRITE	1	0.0m	12.1m (1)	6.8m (2)	2:03.70	28.63s	27.72s
2	KUALIGHT	2	2.4m	7.6m (1)	3.7m (1)	2:03.88	28.73s	28.12s
7	WICKED WIZARD	3	5.7m	20.7m (1)	11.8m (1)	2:04.12	28.39s	27.78s
9	SPIRIT OF SAHARA	4	7.2m	4.6m (0)	3.9m (0)	2:04.23	28.96s	28.45s
1	VIEW THE ART	5	7.7m	0.0m (0)	0.0m (0)	2:04.27	29.00s	28.77s
3	PIRANI PRINCESS	6	9.3m	8.9m (0)	8.2m (0)	2:04.39	28.96s	28.31s
6	NO ALIBI	7	10.4m	25.0m (1)	15.5m (2)	2:04.47	28.35s	27.87s
8	OUR REBEL YELL	8	11.9m	29.6m (1)	20.5m (1)	2:04.58	28.39s	27.62s
5	ONTHADARKSIDE	9	12.2m	16.7m (1)	11.8m (2)	2:04.60	28.67s	28.26s
4	FAR OUT BRO	10	20.6m	20.9m (0)	14.4m (0)	2:05.23	28.56s	28.71s

Finish Position and metres gained

First Arrow shows distance gain/loss from 2nd Qtr to 3rd Qtr, Second Arrow shows distance gain/loss from 3rd Qtr to Finish
Blue arrow indicates best gain in these quarters.



Wagga Riverina Race 7 Distance 1740m

Friday, 5 June 2026

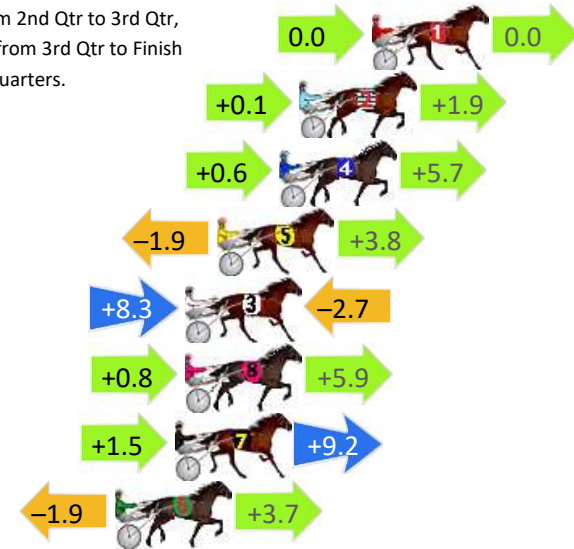
Gross Time: 2:03.60 MileRate: 1:54.30 LeadTime: 9.10s First Qtr: 29.70s Second Qtr: 28.25s Third Qtr: 28.50s Fourth Qtr: 28.05s

DATA TABLE: 800 / 400 Posi's are position from leader and (how wide the horse was at that position)

No	Horse	Plc	Mar	800 Posi	400 Posi	Time	3rd Qtr	4th Qt
1	MESSAGE BANK	1	0.0m	0.0m (0)	0.0m (0)	2:03.60	28.50s	28.05s
2	MIKI LOCH	2	2.9m	4.9m (0)	4.8m (0)	2:03.81	28.50s	27.92s
4	CAPTAIN TOM	3	3.7m	10.0m (0)	9.4m (0)	2:03.87	28.46s	27.66s
5	MIKIBEQUICK	4	6.2m	8.1m (1)	10.0m (1)	2:04.06	28.63s	27.81s
3	IDEAL BANDIT	5	7.5m	13.1m (2)	4.8m (1)	2:04.15	27.92s	28.26s
8	SCARED STIFF	6	7.5m	14.2m (0)	13.4m (0)	2:04.15	28.44s	27.66s
7	SHADES OF MIKI	7	7.9m	18.6m (1)	17.1m (3)	2:04.18	28.39s	27.43s
6	VIN NUMBER	8	10.3m	12.1m (1)	14.0m (2)	2:04.36	28.63s	27.83s

Finish Position and metres gained

First Arrow shows distance gain/loss from 2nd Qtr to 3rd Qtr,
Second Arrow shows distance gain/loss from 3rd Qtr to Finish
Blue arrow indicates best gain in these quarters.



800

Visual positions in race at 2nd Quarter



400

Visual positions in race at 3rd Quarter

