

Menangle Race 1 Distance 1609m

Saturday, 6 June 2026


Gross Time: 1:52.70 MileRate: 1:52.70 LeadTime: 0.00s First Qtr: 27.90s Second Qtr: 29.80s Third Qtr: 28.60s Fourth Qtr: 26.40s

DATA TABLE: 800 / 400 Posi's are position from leader and (how wide the horse was at that position)

No	Horse	Plc	Mar	800 Posi	400 Posi	Time	3rd Qtr	4th Qt
4	GLITTER AINT GOLD	1	0.0m	10.0m (1)	5.5m (1)	1:52.70	28.27s	26.03s
1	DANCE WITH CARMER	2	0.2m	0.0m (0)	0.0m (0)	1:52.71	28.60s	26.41s
2	SOUTH SEAS ROCK	3	4.0m	4.2m (0)	4.4m (0)	1:52.98	28.60s	26.38s
10	BETTERTHANCASH	4	4.4m	13.9m (1)	9.3m (1)	1:53.01	28.25s	26.07s
7	ALTA WILLIAM	5	4.6m	5.7m (1)	1.4m (1)	1:53.02	28.29s	26.63s
3	SURFERS DELIGHT	6	4.8m	8.7m (0)	8.2m (0)	1:53.03	28.54s	26.17s
8	PERFECT STRIDE	7	7.0m	22.1m (1)	16.6m (1)	1:53.19	28.17s	25.75s
5	RAVISHING SLOY	8	7.8m	17.8m (1)	12.8m (1)	1:53.24	28.21s	26.07s
6	LOYALIST	9	9.3m	12.9m (0)	12.0m (0)	1:53.35	28.50s	26.23s
9	CRAFTMANS CHARLIE	10	9.9m	17.2m (0)	17.0m (0)	1:53.39	28.54s	25.93s

Finish Position and metres gained

First Arrow shows distance gain/loss from 2nd Qtr to 3rd Qtr, Second Arrow shows distance gain/loss from 3rd Qtr to Finish
Blue arrow indicates best gain in these quarters.



800

Visual positions in race at 2nd Quarter



400

Visual positions in race at 3rd Quarter



Menangle Race 2 Distance 1609m

Saturday, 6 June 2026


Gross Time: 1:50.90 MileRate: 1:50.90 LeadTime: 0.00s First Qtr: 28.10s Second Qtr: 28.90s Third Qtr: 27.00s Fourth Qtr: 26.90s

DATA TABLE: 800 / 400 Posi's are position from leader and (how wide the horse was at that position)

No	Horse	Plc	Mar	800 Posi	400 Posi	Time	3rd Qtr	4th Qt
5	SAO PAULO SIMBA	1	0.0m	8.5m (1)	7.0m (2)	1:50.90	26.90s	26.43s
1	CYNICAL	2	1.2m	0.0m (0)	0.0m (0)	1:50.99	27.00s	26.99s
7	SINALOA	3	7.9m	17.7m (1)	14.2m (2)	1:51.46	26.76s	26.51s
9	DOUBLE IT HARRY	4	12.8m	22.2m (1)	18.3m (2)	1:51.81	26.74s	26.58s
2	DEMON BLUE	5	13.7m	4.2m (0)	5.4m (0)	1:51.87	27.08s	27.51s
4	MISSAUDACIOUS	6	17.2m	3.7m (1)	2.0m (1)	1:52.12	26.89s	27.99s
8	VITE MONET	7	17.2m	12.5m (0)	14.6m (0)	1:52.12	27.14s	27.14s
10	DOM TORETTO	8	17.8m	17.0m (0)	19.3m (1)	1:52.16	27.15s	26.87s
3	NAMAKA	9	20.3m	8.4m (0)	9.0m (0)	1:52.34	27.04s	27.74s
6	DOUBLE FEAR	10	20.8m	12.9m (1)	11.0m (1)	1:52.37	26.87s	27.64s

Finish Position and metres gained

First Arrow shows distance gain/loss from 2nd Qtr to 3rd Qtr, Second Arrow shows distance gain/loss from 3rd Qtr to Finish
Blue arrow indicates best gain in these quarters.



800

Visual positions in race at 2nd Quarter



400

Visual positions in race at 3rd Quarter



Menangle Race 3 Distance 1609m

Saturday, 6 June 2026


Gross Time: 1:52.10 MileRate: 1:52.10 LeadTime: 0.00s First Qtr: 27.30s Second Qtr: 29.80s Third Qtr: 27.60s Fourth Qtr: 27.40s

DATA TABLE: 800 / 400 Posi's are position from leader and (how wide the horse was at that position)

No	Horse	Plc	Mar	800 Posi	400 Posi	Time	3rd Qtr	4th Qt
10	REWATCH	1	0.0m	17.0m (1)	13.9m (2)	1:52.10	27.38s	26.45s
11	VINCENZO	2	2.2m	23.2m (1)	18.0m (2)	1:52.26	27.24s	26.33s
9	TUKAHA	3	6.1m	12.7m (1)	10.7m (1)	1:52.54	27.47s	27.11s
1	HAPPY TOO YA	4	8.2m	4.1m (0)	4.1m (0)	1:52.69	27.60s	27.71s
6	OUTSIDE FIGHTER	5	8.7m	17.5m (0)	17.2m (1)	1:52.73	27.57s	26.85s
2	MONTEFIORE	6	10.8m	8.8m (0)	8.2m (0)	1:52.88	27.56s	27.62s
8	PETES CRUNCH TIME	7	10.8m	8.9m (1)	6.9m (1)	1:52.88	27.47s	27.70s
3	MESSERATI	8	12.3m	12.8m (0)	12.6m (0)	1:52.99	27.58s	27.43s
5	RIVERA LOU	9	14.8m	4.5m (1)	3.1m (1)	1:53.17	27.51s	28.25s
7	LAYDEN	10	17.8m	0.0m (0)	0.0m (0)	1:53.38	27.60s	28.68s


Finish Position and metres gained

First Arrow shows distance gain/loss from 2nd Qtr to 3rd Qtr, Second Arrow shows distance gain/loss from 3rd Qtr to Finish
Blue arrow indicates best gain in these quarters.



800

Visual positions in race at 2nd Quarter



400

Visual positions in race at 3rd Quarter

Menangle Race 4 Distance 1609m

Saturday, 6 June 2026


Gross Time: 1:52.40 MileRate: 1:52.40 LeadTime: 0.00s First Qtr: 26.90s Second Qtr: 29.80s Third Qtr: 27.80s Fourth Qtr: 27.90s

DATA TABLE: 800 / 400 Posi's are position from leader and (how wide the horse was at that position)

No	Horse	Plc	Mar	800 Posi	400 Posi	Time	3rd Qtr	4th Qt
5	FRANKIROMAR	1	0.0m	9.4m (1)	7.1m (2)	1:52.40	27.64s	27.41s
10	SUNSET JAY JAY	2	1.2m	0.0m (0)	0.0m (0)	1:52.49	27.80s	27.99s
7	GEM N EM	3	2.4m	4.1m (0)	5.4m (1)	1:52.58	27.89s	27.70s
9	BUTTER CUP	4	3.4m	5.0m (1)	1.7m (1)	1:52.65	27.57s	28.04s
4	RONZEL SONNY	5	6.8m	12.7m (0)	15.2m (1)	1:52.90	27.97s	27.34s
11	SNAKE OIL	6	8.8m	14.0m (1)	10.6m (1)	1:53.05	27.57s	27.81s
6	ALWAYS LIGHTNING	7	11.6m	17.1m (0)	20.4m (1)	1:53.25	28.03s	27.34s
1	RIVIERE	8	11.7m	8.4m (0)	10.4m (0)	1:53.26	27.94s	28.04s
8	PRINCESS BALLERINA	9	14.7m	21.1m (0)	21.2m (2)	1:53.48	27.81s	27.51s
3	ANTETOKOUNMPO	10	18.4m	18.6m (1)	17.5m (2)	1:53.75	27.72s	28.04s


Finish Position and metres gained

First Arrow shows distance gain/loss from 2nd Qtr to 3rd Qtr, Second Arrow shows distance gain/loss from 3rd Qtr to Finish
Blue arrow indicates best gain in these quarters.



800

Visual positions in race at 2nd Quarter



400

Visual positions in race at 3rd Quarter



Menangle Race 5 Distance 1609m

Saturday, 6 June 2026



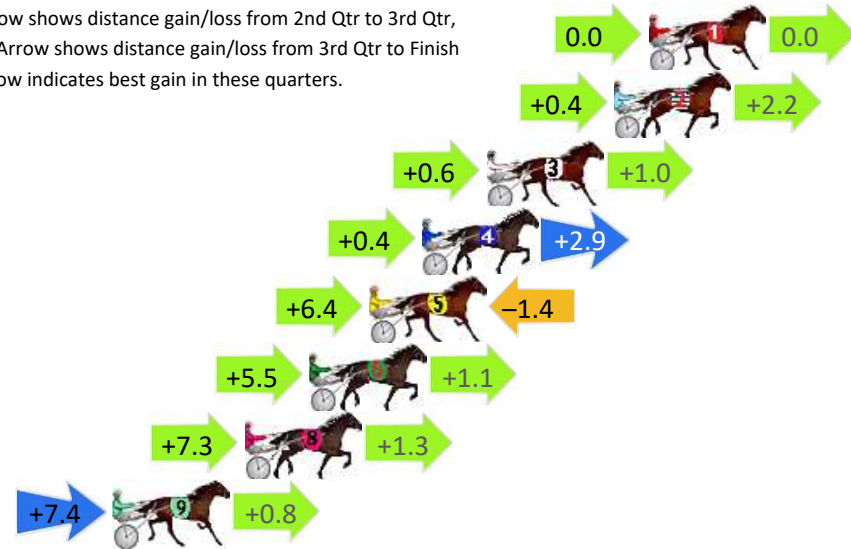
Gross Time: 1:50.10 MileRate: 1:50.10 LeadTime: 0.00s First Qtr: 27.10s Second Qtr: 29.50s Third Qtr: 27.90s Fourth Qtr: 25.60s

DATA TABLE: 800 / 400 Posi's are position from leader and (how wide the horse was at that position)

No	Horse	Plc	Mar	800 Posi	400 Posi	Time	3rd Qtr	4th Qt
1	CAPTAINS MISTRESS	1	0.0m	0.0m (0)	0.0m (0)	1:50.10	27.90s	25.60s
2	HI MANAMEISJEFF	2	1.4m	4.0m (0)	3.6m (0)	1:50.19	27.86s	25.45s
3	RIPP	3	6.5m	8.1m (0)	7.5m (0)	1:50.54	27.84s	25.54s
4	PICCADILLY PETE	4	9.1m	12.4m (0)	12.0m (0)	1:50.72	27.84s	25.42s
5	DON HUGO	5	11.2m	16.2m (0)	9.8m (1)	1:50.86	27.43s	25.70s
6	JORGE STREET	6	13.6m	20.2m (0)	14.7m (1)	1:51.02	27.47s	25.55s
8	HUTA	7	16.2m	24.8m (0)	17.5m (0)	1:51.20	27.34s	25.54s
9	BETTER ECLIPSE	8	21.5m	29.7m (0)	22.3m (0)	1:51.55	27.32s	25.57s

Finish Position and metres gained

First Arrow shows distance gain/loss from 2nd Qtr to 3rd Qtr, Second Arrow shows distance gain/loss from 3rd Qtr to Finish
Blue arrow indicates best gain in these quarters.



Menangle Race 6 Distance 1609m

Saturday, 6 June 2026

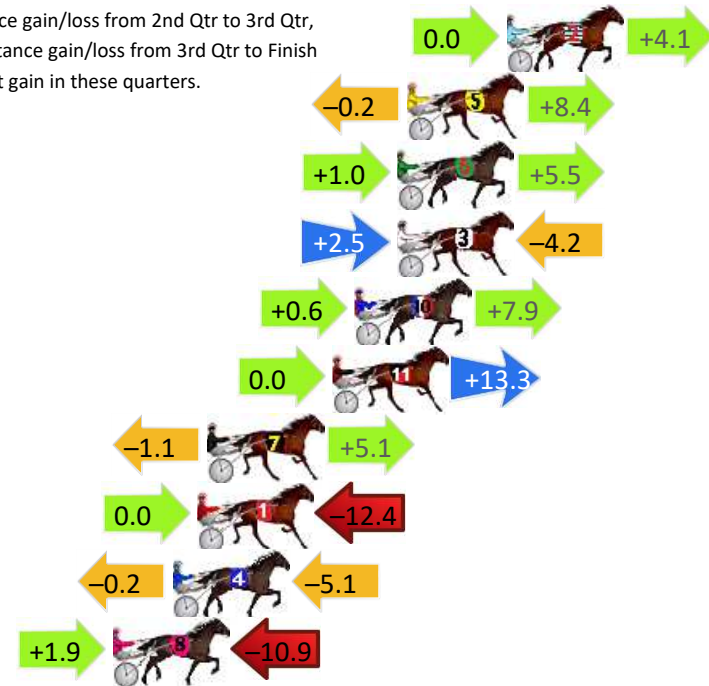
Gross Time: 1:52.40 MileRate: 1:52.40 LeadTime: 0.00s First Qtr: 28.60s Second Qtr: 29.30s Third Qtr: 27.70s Fourth Qtr: 26.80s

DATA TABLE: 800 / 400 Posi's are position from leader and (how wide the horse was at that position)

No	Horse	Plc	Mar	800 Posi	400 Posi	Time	3rd Qtr	4th Qt
2	SNAP SHOT	1	0.0m	4.1m (0)	4.1m (0)	1:52.40	27.70s	26.52s
5	LETS TURN IT ON	2	4.0m	12.2m (0)	12.4m (0)	1:52.68	27.70s	26.24s
6	CHICAGO BART	3	4.4m	10.9m (1)	9.9m (2)	1:52.71	27.62s	26.44s
3	LOUIE LOU I	4	4.4m	2.7m (1)	0.2m (1)	1:52.71	27.53s	27.10s
10	PARTY CENTRAL	5	6.1m	14.6m (1)	14.0m (2)	1:52.83	27.64s	26.28s
11	JETTER SON	6	7.0m	20.3m (0)	20.3m (1)	1:52.89	27.67s	25.92s
7	ULTIMATE CRUZA	7	12.0m	16.0m (0)	17.1m (0)	1:53.25	27.76s	26.49s
1	SOHO AMERICANO	8	12.4m	0.0m (0)	0.0m (0)	1:53.28	27.70s	27.68s
4	MAC BON	9	13.4m	8.1m (0)	8.3m (0)	1:53.35	27.70s	27.19s
8	MAGNETIC STORM	10	15.8m	6.8m (1)	4.9m (1)	1:53.52	27.57s	27.58s

Finish Position and metres gained

First Arrow shows distance gain/loss from 2nd Qtr to 3rd Qtr, Second Arrow shows distance gain/loss from 3rd Qtr to Finish
Blue arrow indicates best gain in these quarters.



800

Visual positions in race at 2nd Quarter



400

Visual positions in race at 3rd Quarter



Menangle Race 7 Distance 1609m

Saturday, 6 June 2026




Gross Time: 1:50.80 MileRate: 1:50.80 LeadTime: 0.00s First Qtr: 27.40s Second Qtr: 27.70s Third Qtr: 28.00s Fourth Qtr: 27.70s

DATA TABLE: 800 / 400 Posi's are position from leader and (how wide the horse was at that position)

No	Horse	Plc	Mar	800 Posi	400 Posi	Time	3rd Qtr	4th Qt
5	SENSES	1	0.0m	5.2m (0)	4.1m (0)	1:50.80	27.92s	27.42s
11	THE NITESHIFT	2	0.4m	12.6m (1)	1.9m (1)	1:50.83	27.27s	27.60s
4	ALERT BAY	3	1.7m	10.5m (0)	8.1m (0)	1:50.92	27.84s	27.26s
6	ZEUS LIGHTNING	4	2.2m	0.0m (0)	0.0m (0)	1:50.96	28.00s	27.86s
7	ENJABONARLO	5	3.0m	17.3m (1)	6.6m (1)	1:51.02	27.27s	27.46s
2	SEASIDE BOULEVARD	6	6.1m	15.1m (0)	11.9m (0)	1:51.24	27.78s	27.32s
8	WISHAS DARLING	7	6.2m	23.4m (1)	11.2m (1)	1:51.25	27.17s	27.38s
3	BLAZING HIGH	8	10.8m	23.8m (0)	21.7m (0)	1:51.59	27.86s	26.99s
1	OSHLEY	9	11.4m	19.8m (0)	16.2m (0)	1:51.63	27.76s	27.41s
10	PAPI ROCKS	10	13.4m	29.5m (1)	15.2m (1)	1:51.78	27.03s	27.62s

Finish Position and metres gained

First Arrow shows distance gain/loss from 2nd Qtr to 3rd Qtr, Second Arrow shows distance gain/loss from 3rd Qtr to Finish
Blue arrow indicates best gain in these quarters.



Menangle Race 8 Distance 1609m

Saturday, 6 June 2026



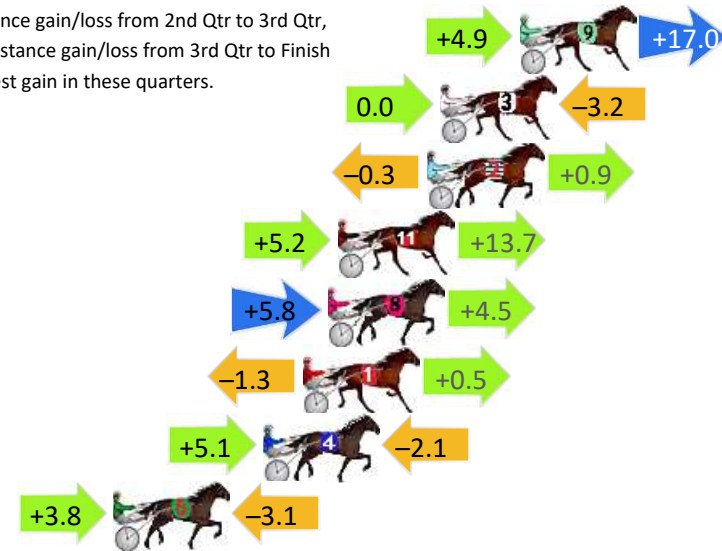
Gross Time: 1:52.80 MileRate: 1:52.80 LeadTime: 0.00s First Qtr: 27.80s Second Qtr: 28.70s Third Qtr: 28.40s Fourth Qtr: 27.90s

DATA TABLE: 800 / 400 Posi's are position from leader and (how wide the horse was at that position)

No	Horse	Plc	Mar	800 Posi	400 Posi	Time	3rd Qtr	4th Qt
9	ISLA ROCHELLE	1	0.0m	21.9m (1)	17.0m (2)	1:52.80	28.04s	26.71s
3	WHERE'S MY REASON	2	3.2m	0.0m (0)	0.0m (0)	1:53.03	28.40s	28.13s
2	SHE THE DEVIL	3	3.7m	4.3m (0)	4.6m (0)	1:53.07	28.42s	27.85s
11	YUKON BE SERIOUS	4	7.3m	26.2m (1)	21.0m (2)	1:53.34	28.02s	26.97s
8	DRAW A DREAM	5	7.7m	18.0m (1)	12.2m (1)	1:53.36	27.99s	27.61s
1	FORESIGHT	6	8.7m	7.9m (0)	9.2m (0)	1:53.44	28.48s	27.90s
4	CLARA ROCKS	7	10.3m	13.3m (0)	8.2m (1)	1:53.56	28.03s	28.08s
6	CONSTANTINA	8	16.3m	17.0m (0)	13.2m (0)	1:54.00	28.12s	28.18s

Finish Position and metres gained

First Arrow shows distance gain/loss from 2nd Qtr to 3rd Qtr, Second Arrow shows distance gain/loss from 3rd Qtr to Finish
Blue arrow indicates best gain in these quarters.



Menangle Race 9 Distance 2300m

Saturday, 6 June 2026

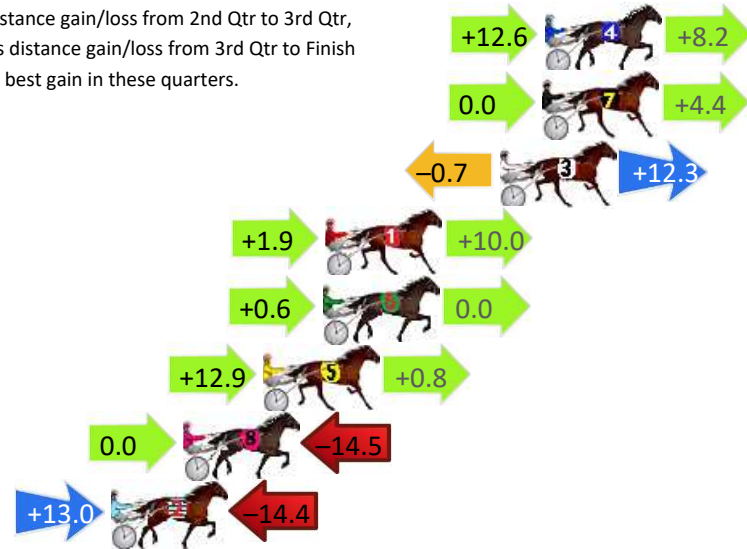
Gross Time: 2:46.10 MileRate: 1:56.20 LeadTime: 48.70s First Qtr: 29.80s Second Qtr: 29.70s Third Qtr: 28.80s Fourth Qtr: 29.10s

DATA TABLE: 800 / 400 Posi's are position from leader and (how wide the horse was at that position)

No	Horse	Plc	Mar	800 Posi	400 Posi	Time	3rd Qtr	4th Qt
4	SPEEDY LOVER	1	0.0m	20.8m (1)	8.2m (2)	2:46.10	27.90s	28.51s
7	LONDON TO A BRICK	2	0.1m	4.5m (0)	4.5m (0)	2:46.11	28.80s	28.79s
3	COURAGE STRIDE	3	1.8m	13.4m (0)	14.1m (1)	2:46.24	28.85s	28.22s
1	LOTUS LOUISE	4	8.8m	20.7m (0)	18.8m (1)	2:46.77	28.67s	28.42s
6	WATTS UP PARTYTIME	5	8.9m	9.5m (0)	8.9m (0)	2:46.78	28.76s	29.14s
5	TORO STRIDE	6	11.3m	25.0m (1)	12.1m (2)	2:46.96	27.88s	29.09s
8	CONSTANTINOPLE	7	14.5m	0.0m (0)	0.0m (0)	2:47.21	28.80s	30.21s
2	BENNIE AND THE JETS	8	17.4m	16.0m (1)	3.0m (1)	2:47.43	27.87s	30.21s

Finish Position and metres gained

First Arrow shows distance gain/loss from 2nd Qtr to 3rd Qtr, Second Arrow shows distance gain/loss from 3rd Qtr to Finish
Blue arrow indicates best gain in these quarters.



800

Visual positions in race at 2nd Quarter



400

Visual positions in race at 3rd Quarter