

# Canberra Race 1 Distance 1770m

Monday, 8 June 2026


Gross Time: 2:11.10 MileRate: 1:59.20 LeadTime: 11.60s First Qtr: 29.60s Second Qtr: 30.80s Third Qtr: 30.00s Fourth Qtr: 29.10s

DATA TABLE: 800 / 400 Posi's are position from leader and (how wide the horse was at that position)

No	Horse	Plc	Mar	800 Posi	400 Posi	Time	3rd Qtr	4th Qt
9	MITTYS THREE ACES	1	0.0m	0.0m (0)	0.0m (0)	2:11.10	30.00s	29.10s
1	SEVENTH IMMORTAL	2	1.4m	3.9m (0)	3.3m (1)	2:11.21	29.95s	28.97s
8	LETSTACOBOUTIT	3	3.4m	12.3m (0)	12.8m (0)	2:11.36	30.02s	28.42s
7	BONJORGE	4	5.1m	8.1m (0)	7.4m (0)	2:11.49	29.94s	28.95s
5	MOVINTOHELLANDBACK	5	6.1m	16.6m (0)	17.4m (0)	2:11.57	30.04s	28.29s
10	IDEAL TAO	6	7.1m	17.0m (1)	4.1m (2)	2:11.64	29.03s	29.34s
4	CHOCOLATE DELIGHT	7	25.1m	4.0m (1)	9.3m (1)	2:13.02	30.38s	30.34s
6	INGERMARLA	8	26.1m	21.6m (1)	21.0m (1)	2:13.09	29.93s	29.55s
2	ITZ BAD	9	27.6m	13.3m (1)	10.9m (2)	2:13.21	29.81s	30.41s
3	ROYAL FOCUS	10	46.3m	9.0m (1)	16.6m (1)	2:14.63	30.55s	31.41s

## Finish Position and metres gained

First Arrow shows distance gain/loss from 2nd Qtr to 3rd Qtr, Second Arrow shows distance gain/loss from 3rd Qtr to Finish  
Blue arrow indicates best gain in these quarters.



800

Visual positions in race at 2nd Quarter



400

Visual positions in race at 3rd Quarter



# Canberra Race 2 Distance 1770m

Monday, 8 June 2026

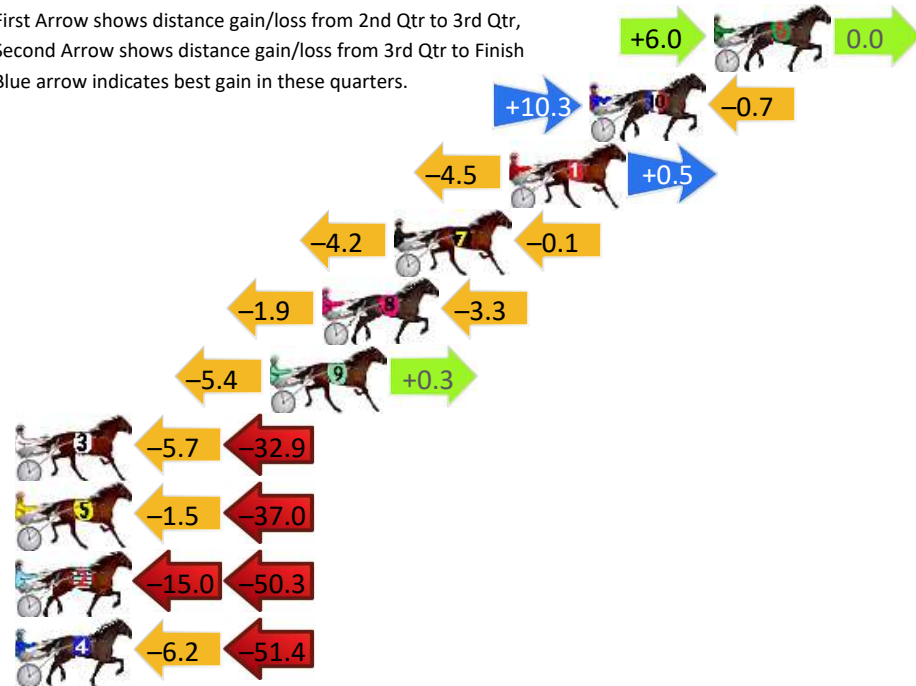
Gross Time: 2:10.20 MileRate: 1:58.40 LeadTime: 11.00s First Qtr: 29.00s Second Qtr: 30.70s Third Qtr: 30.40s Fourth Qtr: 29.10s

DATA TABLE: 800 / 400 Posi's are position from leader and (how wide the horse was at that position)

No	Horse	Plc	Mar	800 Posi	400 Posi	Time	3rd Qtr	4th Qt
6	GOODLOOKINGDEAL	1	0.0m	6.0m (1)	0.0m (0)	2:10.20	29.95s	29.10s
10	BETTOR CRUNCH	2	5.0m	14.6m (1)	4.3m (1)	2:10.58	29.62s	29.16s
1	ROCK TOGETHER	3	8.2m	4.2m (0)	8.7m (1)	2:10.83	30.72s	29.09s
7	TOMMY TIME	4	12.8m	8.5m (0)	12.7m (0)	2:11.18	30.70s	29.14s
8	MINOR PREMIER	5	15.7m	10.5m (1)	12.4m (1)	2:11.40	30.53s	29.38s
9	WORTH EVERY CENT	6	17.8m	12.7m (0)	18.1m (0)	2:11.56	30.78s	29.12s
3	SHADILANE	7	38.6m	0.0m (0)	5.7m (0)	2:13.15	30.82s	31.63s
5	ALITTLEBITOFSUGA	8	56.2m	17.7m (0)	19.2m (2)	2:14.49	30.48s	31.97s
2	A CLASS APART	9	66.8m	1.5m (1)	16.5m (1)	2:15.30	31.51s	32.98s
4	ELLEONWHEELS	10	76.3m	18.7m (1)	24.9m (0)	2:16.02	30.83s	33.08s

## Finish Position and metres gained

First Arrow shows distance gain/loss from 2nd Qtr to 3rd Qtr, Second Arrow shows distance gain/loss from 3rd Qtr to Finish  
Blue arrow indicates best gain in these quarters.



800

Visual positions in race at 2nd Quarter



400

Visual positions in race at 3rd Quarter



# Canberra Race 3 Distance 2170m



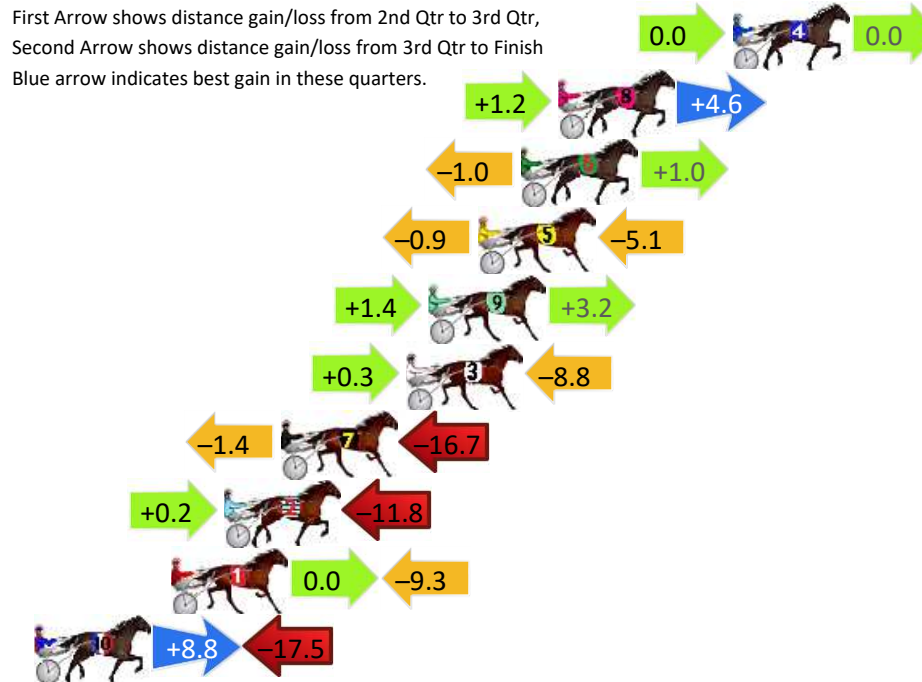
Monday, 8 June 2026

Gross Time: 2:43.40 MileRate: 2:01.20 LeadTime: 40.10s First Qtr: 32.30s Second Qtr: 31.40s Third Qtr: 29.90s Fourth Qtr: 29.70s

DATA TABLE: 800 / 400 Posi's are position from leader and (how wide the horse was at that position)

No	Horse	Plc	Mar	800 Posi	400 Posi	Time	3rd Qtr	4th Qt
4	FEISTY TIGER	1	0.0m	0.0m (0)	0.0m (0)	2:43.40	29.90s	29.70s
8	FREASON	2	7.0m	12.8m (1)	11.6m (2)	2:43.94	29.81s	29.38s
6	UNCLE CRAIGO	3	8.5m	8.5m (1)	9.5m (1)	2:44.06	29.97s	29.66s
5	MAJORS CREEK	4	10.2m	4.2m (1)	5.1m (2)	2:44.19	29.97s	30.11s
9	ONE STUNIN MELODY	5	12.2m	16.8m (1)	15.4m (1)	2:44.35	29.79s	29.51s
3	NIFTY AMBITION	6	13.1m	4.6m (0)	4.3m (0)	2:44.42	29.88s	30.40s
7	MICTON MOUSE	7	18.1m	0.0m (1)	1.4m (1)	2:44.81	30.00s	31.01s
2	SHES MAGICAL	8	20.4m	8.8m (0)	8.6m (0)	2:44.99	29.89s	30.65s
1	ACE OF REASON	9	22.5m	13.2m (0)	13.2m (0)	2:45.15	29.90s	30.47s
10	TROUBLE IN HEAVEN	10	44.0m	35.3m (0)	26.5m (0)	2:46.82	29.24s	31.16s

## Finish Position and metres gained



# Canberra Race 4 Distance 1770m

Monday, 8 June 2026


Gross Time: 2:08.50 MileRate: 1:56.80 LeadTime: 11.20s First Qtr: 28.70s Second Qtr: 30.00s Third Qtr: 29.50s Fourth Qtr: 29.10s

DATA TABLE: 800 / 400 Posi's are position from leader and (how wide the horse was at that position)

No	Horse	Plc	Mar	800 Posi	400 Posi	Time	3rd Qtr	4th Qt
4	THE TALK	1	0.0m	5.6m (1)	6.9m (1)	2:08.50	29.59s	28.60s
10	ITS DOWN TO DIGGER	2	0.2m	13.1m (0)	11.3m (1)	2:08.52	29.36s	28.30s
7	WARRAWEE CRUZIN	3	10.0m	8.2m (0)	8.0m (0)	2:09.26	29.48s	29.28s
6	MACHX THE STRANGER	4	10.1m	17.1m (0)	15.7m (1)	2:09.27	29.39s	28.73s
2	OAK RIDGE	5	12.0m	4.1m (0)	4.1m (0)	2:09.42	29.50s	29.72s
3	EYEDIDNTLOSEIT	6	16.0m	1.5m (1)	2.5m (1)	2:09.72	29.57s	30.14s
8	SNEAK A PEEK	7	16.1m	10.0m (1)	11.5m (2)	2:09.73	29.61s	29.49s
9	MAJOR ISSUES	8	16.8m	14.1m (1)	15.4m (2)	2:09.78	29.59s	29.26s
1	ROCKNREASON	9	25.4m	0.0m (0)	0.0m (0)	2:10.44	29.50s	31.04s
5	ROCKET BOY	10	27.4m	17.9m (1)	19.5m (2)	2:10.59	29.61s	29.77s

## Finish Position and metres gained

First Arrow shows distance gain/loss from 2nd Qtr to 3rd Qtr, Second Arrow shows distance gain/loss from 3rd Qtr to Finish Blue arrow indicates best gain in these quarters.



800

Visual positions in race at 2nd Quarter



400

Visual positions in race at 3rd Quarter



# Canberra Race 5 Distance 1770m

Monday, 8 June 2026

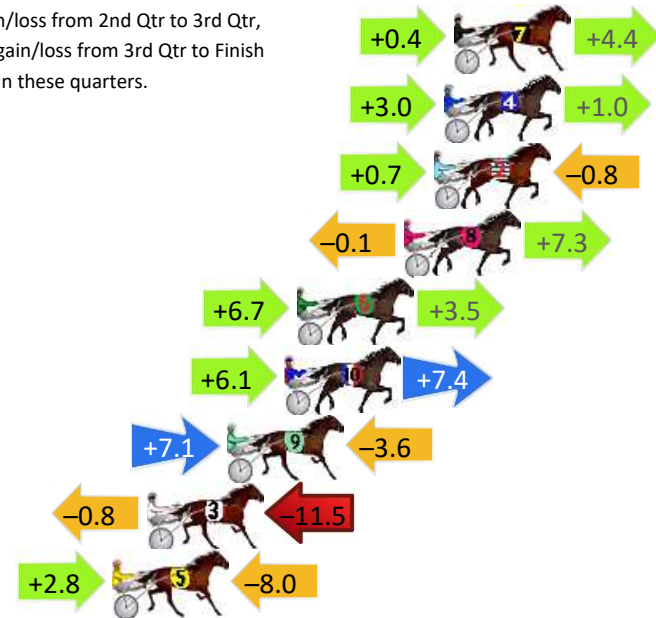
Gross Time: 2:07.60 MileRate: 1:56.00 LeadTime: 11.20s First Qtr: 28.20s Second Qtr: 29.30s Third Qtr: 29.30s Fourth Qtr: 29.60s

DATA TABLE: 800 / 400 Posi's are position from leader and (how wide the horse was at that position)

No	Horse	Plc	Mar	800 Posi	400 Posi	Time	3rd Qtr	4th Qt
7	WHERE BACK	1	0.0m	4.8m (0)	4.4m (0)	2:07.60	29.27s	29.28s
4	IDEAL IN DREAMS	2	0.4m	4.4m (1)	1.4m (2)	2:07.63	29.08s	29.53s
2	MIKIBEQUICK	3	0.8m	0.7m (0)	0.0m (0)	2:07.66	29.25s	29.66s
8	ARK ALERT	4	2.0m	9.2m (0)	9.3m (0)	2:07.76	29.31s	29.08s
6	REFUSAL	5	6.3m	16.5m (1)	9.8m (2)	2:08.09	28.82s	29.37s
10	SIX AGAIN	6	6.8m	20.3m (1)	14.2m (2)	2:08.13	28.86s	29.09s
9	FLIPTOP BOTTLESHOP	7	9.1m	12.6m (1)	5.5m (1)	2:08.31	28.78s	29.91s
3	NOSAER	8	12.3m	0.0m (1)	0.8m (1)	2:08.55	29.36s	30.49s
5	MULLUM GUIDO	9	13.7m	8.5m (1)	5.7m (2)	2:08.66	29.10s	30.24s

## Finish Position and metres gained

First Arrow shows distance gain/loss from 2nd Qtr to 3rd Qtr, Second Arrow shows distance gain/loss from 3rd Qtr to Finish Blue arrow indicates best gain in these quarters.



Visual positions in race at 2nd Quarter



Visual positions in race at 3rd Quarter



# Canberra Race 6 Distance 1770m

Monday, 8 June 2026

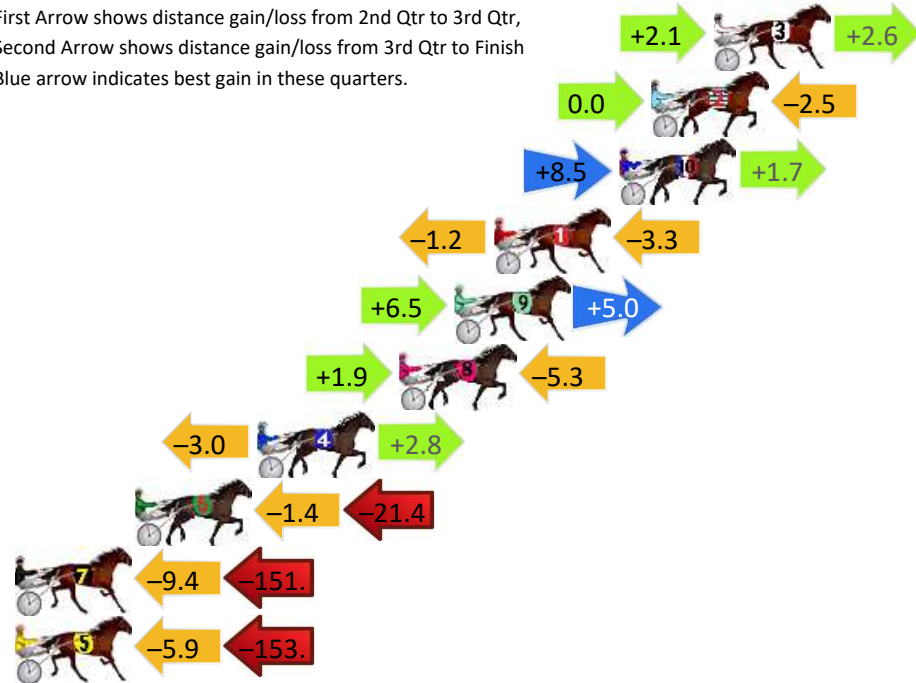
Gross Time: 2:11.60 MileRate: 1:59.60 LeadTime: 11.70s First Qtr: 28.00s Second Qtr: 30.10s Third Qtr: 30.30s Fourth Qtr: 31.50s

DATA TABLE: 800 / 400 Posi's are position from leader and (how wide the horse was at that position)

No	Horse	Plc	Mar	800 Posi	400 Posi	Time	3rd Qtr	4th Qt
3	TWO BLUES BLING	1	0.0m	4.7m (1)	2.6m (2)	2:11.60	30.15s	31.30s
2	CANT HEAR YOU	2	2.5m	0.0m (0)	0.0m (0)	2:11.81	30.30s	31.71s
10	CUT THE RIBBONS	3	3.8m	14.0m (1)	5.5m (3)	2:11.91	29.67s	31.39s
1	NIFTY SCHOOBEE	4	8.8m	4.3m (0)	5.5m (0)	2:12.32	30.40s	31.80s
9	RAGING ON	5	10.4m	21.9m (0)	15.4m (0)	2:12.46	29.84s	31.18s
8	KEPT FOR A REASON	6	12.6m	9.2m (1)	7.3m (1)	2:12.64	30.17s	31.98s
4	SYNCOPATED SHUFFLE	7	18.3m	18.1m (1)	21.1m (3)	2:13.11	30.57s	31.39s
6	PYEKAKARIKI	8	23.2m	0.4m (1)	1.8m (1)	2:13.51	30.41s	33.27s
7	SUMMER PUNCH	9	169.7m	8.8m (0)	18.2m (1)	2:25.57	31.04s	44.07s
5	SYENITE	10	172.5m	13.6m (0)	19.5m (2)	2:25.80	30.78s	44.20s

## Finish Position and metres gained

First Arrow shows distance gain/loss from 2nd Qtr to 3rd Qtr, Second Arrow shows distance gain/loss from 3rd Qtr to Finish  
Blue arrow indicates best gain in these quarters.



800

Visual positions in race at 2nd Quarter



400

Visual positions in race at 3rd Quarter



# Canberra Race 7 Distance 1770m

Monday, 8 June 2026

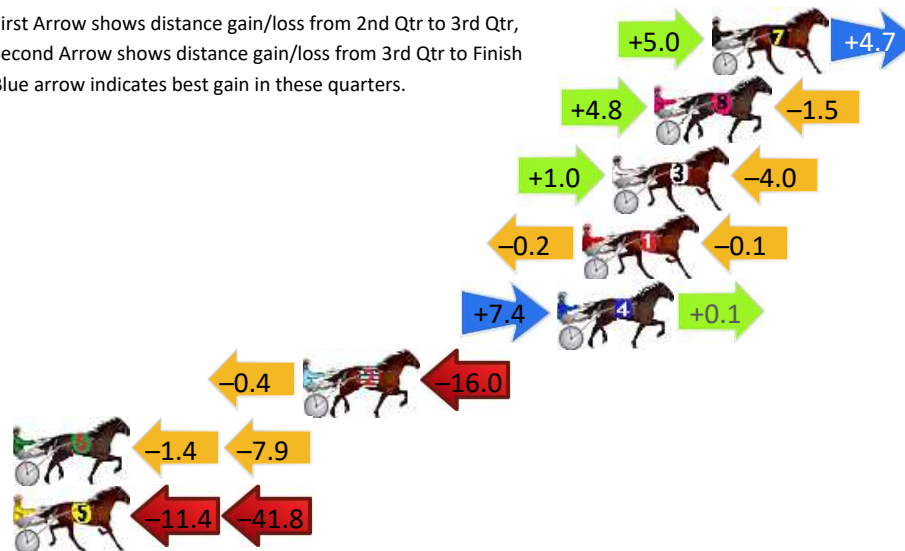
Gross Time: 2:10.80 MileRate: 1:58.90 LeadTime: 10.90s First Qtr: 29.00s Second Qtr: 29.60s Third Qtr: 30.50s Fourth Qtr: 30.80s

DATA TABLE: 800 / 400 Posi's are position from leader and (how wide the horse was at that position)

No	Horse	Plc	Mar	800 Posi	400 Posi	Time	3rd Qtr	4th Qt
7	ARMA THE GREAT	1	0.0m	9.7m (1)	4.7m (2)	2:10.80	30.15s	30.44s
8	ONEDARKKNIGHT	2	2.3m	5.6m (1)	0.8m (2)	2:10.99	30.15s	30.93s
3	WAITANDSEE	3	4.0m	1.0m (1)	0.0m (1)	2:11.12	30.43s	31.12s
1	FLY OVER STATES	4	5.2m	4.9m (0)	5.1m (0)	2:11.22	30.53s	30.83s
4	ANGELIC ATTITUDE	5	6.2m	13.7m (1)	6.3m (1)	2:11.30	29.97s	30.82s
2	BOY STUNNER	6	16.4m	0.0m (0)	0.4m (0)	2:12.12	30.53s	32.09s
6	STAR CONNECTION	7	28.9m	19.6m (0)	21.0m (1)	2:13.13	30.66s	31.53s
5	BADLANDS GENGHIS	8	64.9m	11.7m (0)	23.1m (0)	2:16.03	31.40s	34.27s

## Finish Position and metres gained

First Arrow shows distance gain/loss from 2nd Qtr to 3rd Qtr, Second Arrow shows distance gain/loss from 3rd Qtr to Finish Blue arrow indicates best gain in these quarters.



800

Visual positions in race at 2nd Quarter



400

Visual positions in race at 3rd Quarter