

# Menangle Race 1 Distance 1609m

Tuesday, 9 June 2026

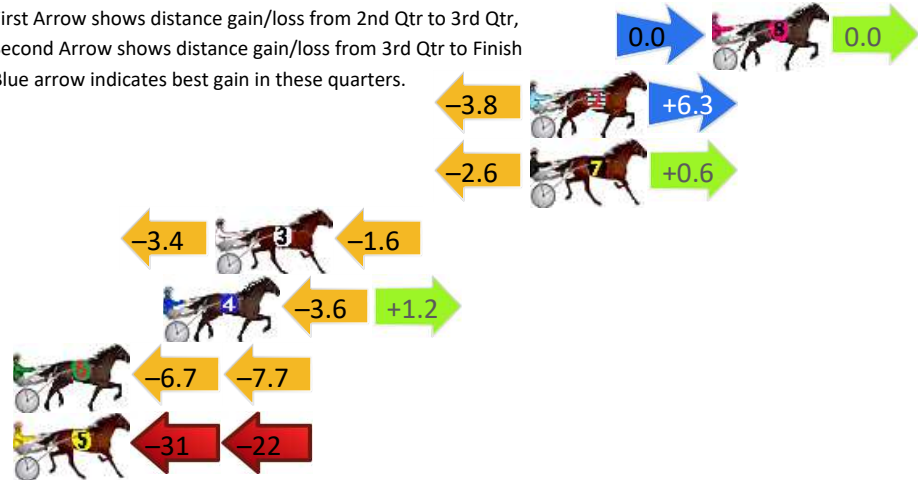
Gross Time: 1:57.90 MileRate: 1:57.90 LeadTime: 0.00s First Qtr: 29.50s Second Qtr: 31.40s Third Qtr: 28.70s Fourth Qtr: 28.30s

DATA TABLE: 800 / 400 Posi's are position from leader and (how wide the horse was at that position)

No	Horse	Plc	Mar	800 Posi	400 Posi	Time	3rd Qtr	4th Qt
8	IM FRANKEE	1	0.0m	0.0m (0)	0.0m (0)	1:57.90	28.70s	28.30s
2	CHIEF KENNY	2	7.3m	9.8m (0)	13.6m (0)	1:58.44	28.96s	27.88s
7	MAJARO GIRL	3	7.3m	5.3m (0)	7.9m (0)	1:58.44	28.88s	28.28s
3	SAN ANTONIO	4	19.9m	14.9m (0)	18.3m (1)	1:59.38	28.93s	28.49s
4	HAMPTON COURT	5	22.0m	19.6m (0)	23.2m (0)	1:59.54	28.94s	28.30s
6	ARETE VIRTUE	6	45.5m	31.1m (0)	37.8m (0)	2:01.28	29.16s	29.00s
5	PONT DES ARTS	7	77.4m	25.2m (0)	55.9m (0)	2:03.66	30.86s	30.10s

## Finish Position and metres gained

First Arrow shows distance gain/loss from 2nd Qtr to 3rd Qtr,  
Second Arrow shows distance gain/loss from 3rd Qtr to Finish  
Blue arrow indicates best gain in these quarters.



# Menangle Race 2 Distance 2300m

Tuesday, 9 June 2026


Gross Time: 2:54.20 MileRate: 1:59.80 LeadTime: 54.60s First Qtr: 31.70s Second Qtr: 29.80s Third Qtr: 29.00s Fourth Qtr: 29.10s

DATA TABLE: 800 / 400 Posi's are position from leader and (how wide the horse was at that position)

No	Horse	Plc	Mar	800 Posi	400 Posi	Time	3rd Qtr	4th Qt
8	VALTINO	1	0.0m	15.7m (1)	5.7m (1)	2:54.20	28.29s	28.69s
10	CHIEF RUNNINGCLOUD	2	7.3m	4.4m (0)	3.9m (0)	2:54.76	28.96s	29.38s
2	EWING	3	8.3m	8.9m (0)	9.4m (0)	2:54.83	29.04s	29.05s
12	SUNNY GEE	4	10.8m	23.7m (1)	16.3m (1)	2:55.02	28.47s	28.75s
3	TARENDAISE	5	11.9m	13.0m (0)	13.9m (0)	2:55.11	29.06s	29.01s
5	AFFAIRE DE COVER	6	12.8m	28.1m (1)	21.3m (1)	2:55.18	28.51s	28.54s
13	ITZFERGIETIME	7	12.8m	0.0m (0)	0.0m (0)	2:55.18	29.00s	30.08s
6	LAST CLANSMAN	8	15.0m	16.9m (0)	17.7m (0)	2:55.35	29.06s	28.97s
9	LEAF STRIDE	9	15.4m	21.1m (0)	21.6m (0)	2:55.38	29.04s	28.72s
11	THEBESTBOURBON	10	17.3m	19.8m (1)	11.3m (1)	2:55.52	28.39s	29.61s
4	WYNBERG WATCH	11	18.7m	11.5m (1)	1.9m (1)	2:55.63	28.31s	30.39s
7	SHOULD BEABARCA	12	20.5m	25.5m (0)	26.2m (1)	2:55.77	29.05s	28.77s
1	BENJI HALL	13	337.3m	191.7m (0)	223.8m (0)	3:19.95	31.34s	38.69s

## Finish Position and metres gained

First Arrow shows distance gain/loss from 2nd Qtr to 3rd Qtr, Second Arrow shows distance gain/loss from 3rd Qtr to Finish  
Blue arrow indicates best gain in these quarters.



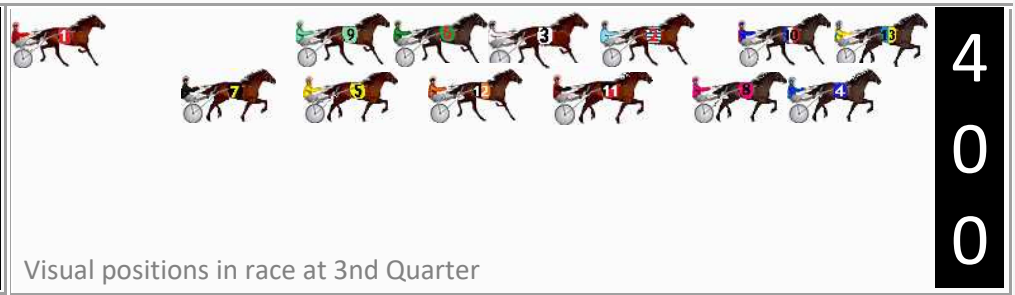

Sectional Analysis Software

Not just form | Free Trial

[www.facebook.com/PJHarnessRacing](http://www.facebook.com/PJHarnessRacing)



RISE Digital, Harness Racing Australia nor the provider accepts any responsibility for the completeness or accuracy of any of the information contained herein, and makes no representations about its suitability for any particular purpose. Users should make their own judgements about those matters and/or seek independent advice. You assume all risks associated with use of data provided on this page



# Menangle Race 3 Distance 1609m

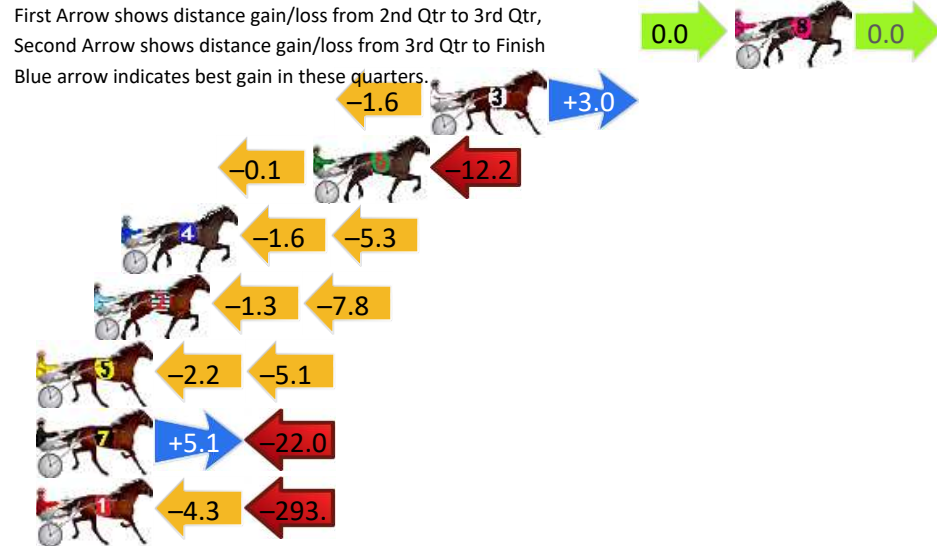
Tuesday, 9 June 2026

Gross Time: 1:52.10 MileRate: 1:52.10 LeadTime: 0.00s First Qtr: 27.90s Second Qtr: 29.10s Third Qtr: 27.80s Fourth Qtr: 27.30s

DATA TABLE: 800 / 400 Posi's are position from leader and (how wide the horse was at that position)

No	Horse	Plc	Mar	800 Posi	400 Posi	Time	3rd Qtr	4th Qt
8	SOHO PIASTRI	1	0.0m	0.0m (0)	0.0m (0)	1:52.10	27.80s	27.30s
3	EXPLOSIVE BRONSKI	2	12.2m	13.6m (0)	15.2m (0)	1:52.98	27.90s	27.14s
6	SKY CITY	3	16.9m	4.6m (0)	4.7m (0)	1:53.31	27.80s	28.19s
4	VESPA STRIDE	4	24.6m	17.7m (0)	19.3m (0)	1:53.87	27.90s	27.75s
2	WILLS WAY	5	25.7m	16.6m (1)	17.9m (2)	1:53.95	27.88s	27.92s
5	BIRDY GAL	6	28.3m	21.0m (1)	23.2m (2)	1:54.13	27.94s	27.75s
7	RAYS REDEMPTION	7	28.6m	11.7m (1)	6.6m (1)	1:54.16	27.45s	28.90s
1	HYKEEPMEPOSTED	8	307.4m	9.3m (0)	13.6m (1)	2:14.19	28.09s	48.46s

## Finish Position and metres gained



800

Visual positions in race at 2nd Quarter



400

Visual positions in race at 3rd Quarter



# Menangle Race 4 Distance 1609m

Tuesday, 9 June 2026

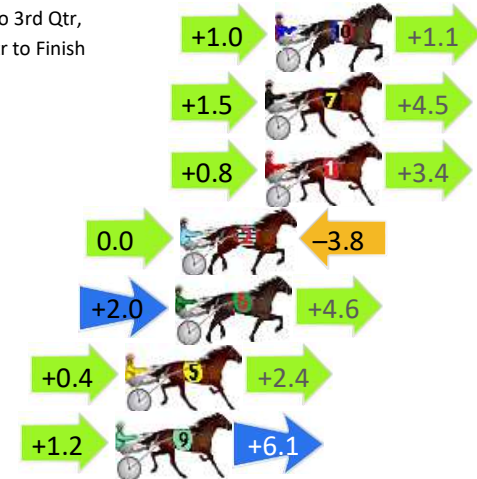
Gross Time: 1:54.90 MileRate: 1:54.90 LeadTime: 0.00s First Qtr: 29.00s Second Qtr: 30.40s Third Qtr: 28.30s Fourth Qtr: 27.20s

DATA TABLE: 800 / 400 Posi's are position from leader and (how wide the horse was at that position)

No	Horse	Plc	Mar	800 Posi	400 Posi	Time	3rd Qtr	4th Qt
10	EYE CAN EAR AMOUR	1	0.0m	2.1m (1)	1.1m (1)	1:54.90	28.23s	27.13s
7	FORGIVE AND FORGET	2	0.4m	6.4m (1)	4.9m (1)	1:54.93	28.19s	26.89s
1	AGENTOFGOODINTE NT	3	0.4m	4.6m (0)	3.8m (0)	1:54.93	28.24s	26.97s
2	ENOLA	4	3.8m	0.0m (0)	0.0m (0)	1:55.17	28.30s	27.47s
6	CONCILIATE	5	4.0m	10.6m (1)	8.6m (1)	1:55.19	28.15s	26.89s
5	HE IS GOLD CLASS	6	6.0m	8.8m (0)	8.4m (0)	1:55.33	28.26s	27.05s
9	SNIPERS FIRE	7	6.4m	13.7m (0)	12.5m (0)	1:55.36	28.20s	26.80s

## Finish Position and metres gained

First Arrow shows distance gain/loss from 2nd Qtr to 3rd Qtr, Second Arrow shows distance gain/loss from 3rd Qtr to Finish  
Blue arrow indicates best gain in these quarters.



800

Visual positions in race at 2nd Quarter



400

Visual positions in race at 3rd Quarter



# Menangle Race 5 Distance 1609m

Tuesday, 9 June 2026


Gross Time: 1:52.50 MileRate: 1:52.50 LeadTime: 0.00s First Qtr: 27.70s Second Qtr: 28.70s Third Qtr: 28.10s Fourth Qtr: 28.00s

DATA TABLE: 800 / 400 Posi's are position from leader and (how wide the horse was at that position)

No	Horse	Plc	Mar	800 Posi	400 Posi	Time	3rd Qtr	4th Qt
4	ROMANEE	1	0.0m	8.0m (0)	5.6m (2)	1:52.50	27.93s	27.61s
7	MYTH YOU ALREADY	2	1.6m	16.4m (1)	9.8m (3)	1:52.62	27.63s	27.44s
5	WESTERN STYLE	3	1.6m	12.4m (1)	7.7m (4)	1:52.62	27.77s	27.58s
10	MICK DANGER	4	2.8m	20.2m (1)	13.8m (3)	1:52.71	27.65s	27.24s
9	MIKI COHEN	5	7.6m	8.1m (1)	5.8m (3)	1:53.06	27.93s	28.16s
6	QUIET STORM	6	7.7m	24.5m (1)	17.8m (3)	1:53.07	27.63s	27.32s
8	ARNIES ARMY	7	7.9m	12.0m (0)	8.8m (1)	1:53.08	27.87s	27.97s
3	VINKE B	8	9.7m	3.0m (1)	1.4m (1)	1:53.21	27.99s	28.62s
1	HAS THE COURAGE	9	10.8m	0.0m (0)	0.0m (0)	1:53.29	28.10s	28.79s
2	CAULONIA COURAGE	10	12.5m	4.3m (0)	4.6m (0)	1:53.42	28.12s	28.60s

## Finish Position and metres gained

First Arrow shows distance gain/loss from 2nd Qtr to 3rd Qtr, Second Arrow shows distance gain/loss from 3rd Qtr to Finish  
Blue arrow indicates best gain in these quarters.



# Menangle Race 6 Distance 1609m

Tuesday, 9 June 2026


Gross Time: 1:50.60 MileRate: 1:50.60 LeadTime: 0.00s First Qtr: 27.10s Second Qtr: 28.30s Third Qtr: 28.00s Fourth Qtr: 27.20s

DATA TABLE: 800 / 400 Posi's are position from leader and (how wide the horse was at that position)

No	Horse	Plc	Mar	800 Posi	400 Posi	Time	3rd Qtr	4th Qt
9	MAXO MIGHTY	1	0.0m	0.0m (0)	0.0m (0)	1:50.60	28.00s	27.20s
1	BUZZ BOMB	2	13.6m	13.8m (0)	7.2m (1)	1:51.57	27.53s	27.68s
5	TOORAM CEE CEE	3	16.8m	26.0m (1)	14.8m (1)	1:51.80	27.21s	27.39s
8	KEAYANG SANTIAGO	4	17.8m	4.6m (0)	6.4m (0)	1:51.87	28.12s	28.03s
10	LUV THE NITELIFE	5	24.7m	29.7m (1)	16.2m (2)	1:52.37	27.04s	27.86s
3	LEXUS LOU	6	24.8m	22.4m (0)	19.0m (0)	1:52.38	27.74s	27.68s
2	SURF ACE	7	26.1m	18.1m (0)	15.2m (0)	1:52.47	27.78s	28.03s
4	ADMIRABLE	8	29.1m	26.7m (0)	23.0m (0)	1:52.68	27.72s	27.70s
7	EBONY KARALTA	9	29.6m	31.0m (0)	21.1m (2)	1:52.72	27.29s	27.87s
6	VIOLET HANOVER	10	33.7m	9.5m (0)	10.5m (0)	1:53.01	28.06s	28.89s

## Finish Position and metres gained

First Arrow shows distance gain/loss from 2nd Qtr to 3rd Qtr, Second Arrow shows distance gain/loss from 3rd Qtr to Finish  
Blue arrow indicates best gain in these quarters.



800

Visual positions in race at 2nd Quarter



400

Visual positions in race at 3rd Quarter

# Menangle Race 7 Distance 1609m

Tuesday, 9 June 2026

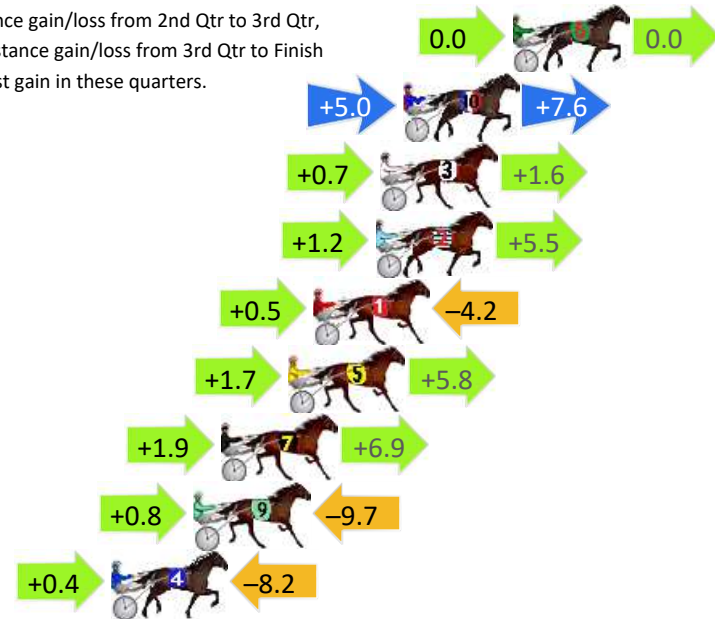
Gross Time: 1:51.60 MileRate: 1:51.60 LeadTime: 0.00s First Qtr: 27.50s Second Qtr: 28.90s Third Qtr: 28.00s Fourth Qtr: 27.20s

DATA TABLE: 800 / 400 Posi's are position from leader and (how wide the horse was at that position)

No	Horse	Plc	Mar	800 Posi	400 Posi	Time	3rd Qtr	4th Qt
6	LENNETH	1	0.0m	0.0m (0)	0.0m (0)	1:51.60	28.00s	27.20s
10	ALTA SIERRA	2	4.4m	17.0m (0)	12.0m (0)	1:51.92	27.64s	26.70s
3	TITIAN RAIDER	3	5.3m	7.6m (1)	6.9m (1)	1:51.98	27.95s	27.11s
2	SPIRIT OF ARION	4	5.5m	12.2m (1)	11.0m (1)	1:51.99	27.91s	26.84s
1	CARLO GAMBINO	5	8.0m	4.3m (0)	3.8m (0)	1:52.17	27.96s	27.51s
5	MAJOR ART	6	9.0m	16.5m (1)	14.8m (1)	1:52.24	27.87s	26.83s
7	CASH AND BLING	7	11.7m	20.5m (1)	18.6m (1)	1:52.44	27.85s	26.76s
9	WITHDISTINCTION	8	12.8m	3.9m (1)	3.1m (1)	1:52.52	27.95s	27.90s
4	WE ALWAYS HAVE FAITH	9	16.1m	8.3m (0)	7.9m (0)	1:52.75	27.96s	27.81s

## Finish Position and metres gained

First Arrow shows distance gain/loss from 2nd Qtr to 3rd Qtr, Second Arrow shows distance gain/loss from 3rd Qtr to Finish  
Blue arrow indicates best gain in these quarters.



8  
0  
0

Visual positions in race at 2nd Quarter



4  
0  
0

Visual positions in race at 3rd Quarter



# Menangle Race 8 Distance 1609m

Tuesday, 9 June 2026

Gross Time: 1:49.40 MileRate: 1:49.40 LeadTime: 0.00s First Qtr: 26.60s Second Qtr: 26.60s Third Qtr: 28.50s Fourth Qtr: 27.70s

DATA TABLE: 800 / 400 Posi's are position from leader and (how wide the horse was at that position)

No	Horse	Plc	Mar	800 Posi	400 Posi	Time	3rd Qtr	4th Qt
10	NYACK	1	0.0m	0.0m (0)	0.0m (0)	1:49.40	28.50s	27.70s
2	DESSIE GEE	2	3.6m	16.3m (0)	12.6m (0)	1:49.66	28.30s	27.08s
6	HUGO MAGUIRE	3	7.8m	19.5m (1)	10.4m (2)	1:49.97	27.94s	27.54s
9	CLASSIC MISSION	4	9.8m	4.2m (0)	4.0m (0)	1:50.11	28.50s	28.13s
1	WAMBOYNEINAMERICA	5	13.8m	10.0m (0)	8.6m (0)	1:50.41	28.44s	28.11s
3	BUSINESS IN HEAVEN	6	19.9m	23.7m (1)	14.2m (2)	1:50.85	27.92s	28.16s
4	ROCKNROLL HAMMER	7	20.3m	28.0m (1)	18.2m (2)	1:50.88	27.92s	27.91s
7	MONTALBANO	8	20.5m	35.1m (0)	22.7m (2)	1:50.89	27.77s	27.61s
5	BEAT SWEET	9	21.4m	30.6m (0)	17.2m (0)	1:50.96	27.68s	28.06s
8	KANENA PROVLIMA	10	29.9m	15.3m (1)	5.9m (1)	1:51.58	27.91s	29.46s

## Finish Position and metres gained

