

Wagga Riverina Race 1 Distance 1740m

Tuesday, 9 June 2026

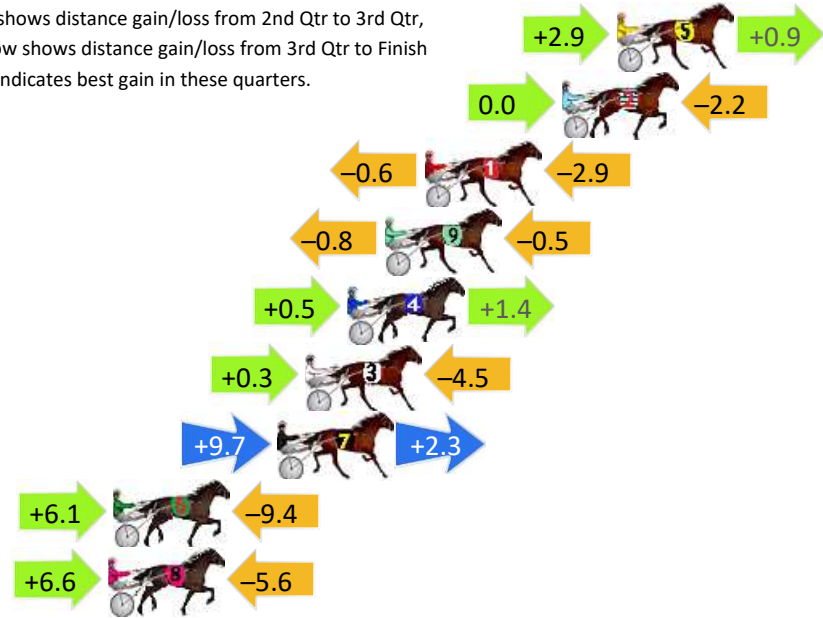
Gross Time: 2:04.90 MileRate: 1:55.50 LeadTime: 8.60s First Qtr: 29.60s Second Qtr: 30.10s Third Qtr: 28.70s Fourth Qtr: 27.90s

DATA TABLE: 800 / 400 Posi's are position from leader and (how wide the horse was at that position)

No	Horse	Plc	Mar	800 Posi	400 Posi	Time	3rd Qtr	4th Qt
5	TUFFASOLDBOOTS	1	0.0m	3.8m (1)	0.9m (1)	2:04.90	28.49s	27.84s
2	BOLANALONG	2	2.2m	0.0m (0)	0.0m (0)	2:05.06	28.70s	28.06s
1	SHEZ BETTORS BABE	3	7.7m	4.2m (0)	4.8m (0)	2:05.46	28.74s	28.12s
9	ORAMA	4	9.3m	8.0m (0)	8.8m (0)	2:05.58	28.75s	27.96s
4	ARKLOW	5	10.8m	12.7m (1)	12.2m (1)	2:05.69	28.65s	27.83s
3	WEENEEDDREAMS	6	12.5m	8.3m (1)	8.0m (1)	2:05.82	28.67s	28.26s
7	BIDGEE BABE	7	13.6m	25.6m (1)	15.9m (0)	2:05.90	27.99s	27.78s
6	CARMEN ON BLING	8	20.2m	16.9m (1)	10.8m (2)	2:06.38	28.25s	28.62s
8	BARWEN STORM	9	20.4m	21.4m (1)	14.8m (2)	2:06.40	28.21s	28.36s

Finish Position and metres gained

First Arrow shows distance gain/loss from 2nd Qtr to 3rd Qtr, Second Arrow shows distance gain/loss from 3rd Qtr to Finish
Blue arrow indicates best gain in these quarters.



800

Visual positions in race at 2nd Quarter



400

Visual positions in race at 3rd Quarter



Wagga Riverina Race 2 Distance 1740m

Tuesday, 9 June 2026

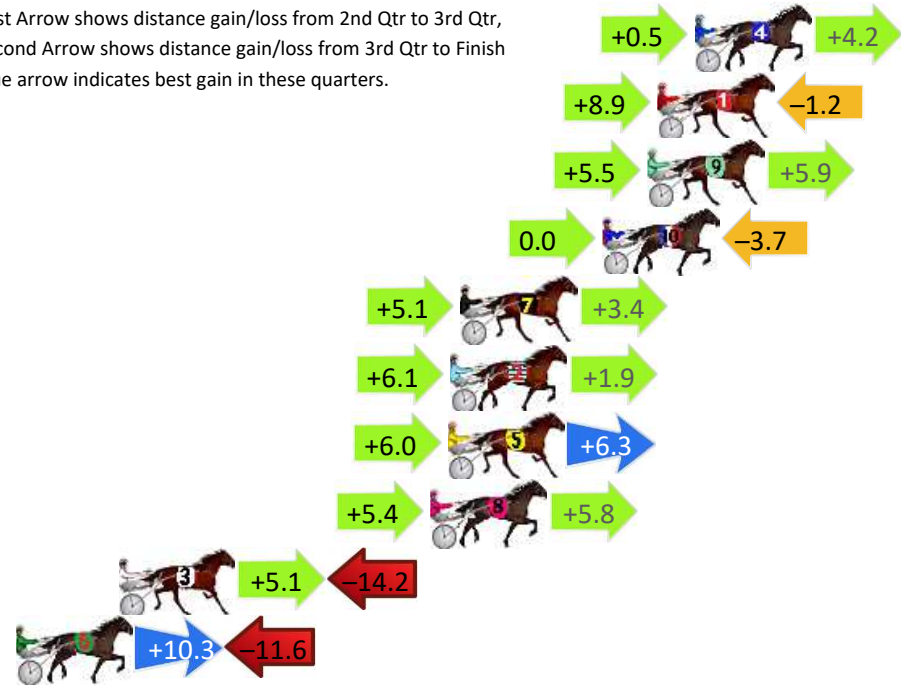
Gross Time: 2:04.80 MileRate: 1:55.50 LeadTime: 8.40s First Qtr: 29.60s Second Qtr: 29.00s Third Qtr: 29.60s Fourth Qtr: 28.20s

DATA TABLE: 800 / 400 Posi's are position from leader and (how wide the horse was at that position)

No	Horse	Plc	Mar	800 Posi	400 Posi	Time	3rd Qtr	4th Qt
4	JILLIBY SAFFRON	1	0.0m	4.7m (0)	4.2m (1)	2:04.80	29.56s	27.90s
1	ELLAVA PACER	2	1.5m	9.2m (0)	0.3m (1)	2:04.91	28.96s	28.29s
9	ALWAYSATTHEBEACH	3	1.9m	13.3m (0)	7.8m (0)	2:04.94	29.20s	27.78s
10	MAJOR HAYLEY	4	3.7m	0.0m (0)	0.0m (0)	2:05.07	29.60s	28.47s
7	CRIMSON ROCK	5	9.4m	17.9m (1)	12.8m (1)	2:05.50	29.23s	27.98s
2	BETTERTHANTHEBOYZ	6	9.8m	17.8m (0)	11.7m (0)	2:05.53	29.16s	28.09s
5	YANKEE BABE	7	9.9m	22.2m (0)	16.2m (0)	2:05.53	29.16s	27.77s
8	AVA LEANNE	8	10.6m	21.8m (1)	16.4m (1)	2:05.59	29.21s	27.81s
3	ADIEU MIKENNIS	9	23.1m	14.0m (1)	8.9m (2)	2:06.51	29.23s	29.27s
6	FIFTYSHADESOFHAY	10	27.2m	25.9m (1)	15.6m (2)	2:06.82	28.85s	29.10s

Finish Position and metres gained

First Arrow shows distance gain/loss from 2nd Qtr to 3rd Qtr, Second Arrow shows distance gain/loss from 3rd Qtr to Finish
Blue arrow indicates best gain in these quarters.



800

Visual positions in race at 2nd Quarter



400

Visual positions in race at 3rd Quarter

Wagga Riverina Race 3 Distance 1740m

Tuesday, 9 June 2026

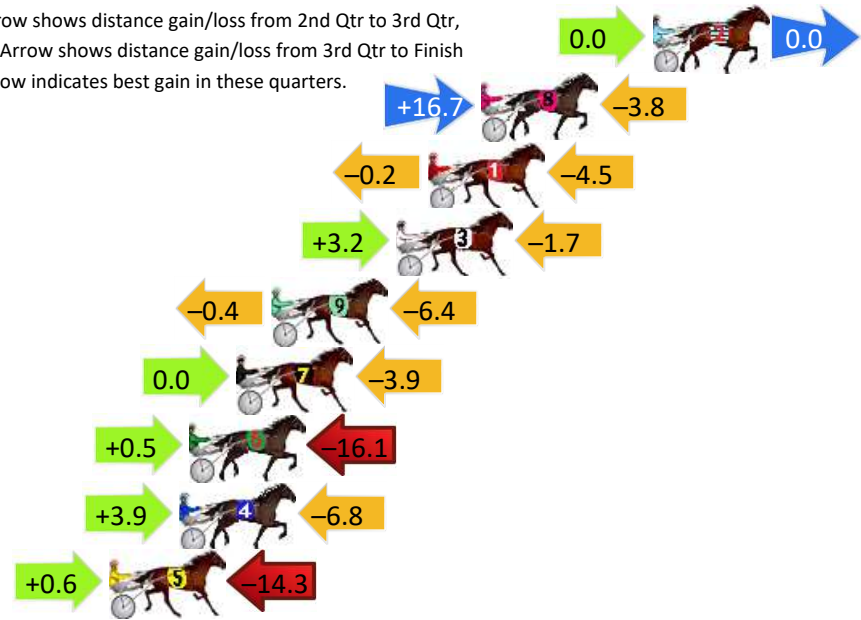
Gross Time: 2:07.00 MileRate: 1:57.40 LeadTime: 8.80s First Qtr: 29.20s Second Qtr: 31.10s Third Qtr: 30.20s Fourth Qtr: 27.70s

DATA TABLE: 800 / 400 Posi's are position from leader and (how wide the horse was at that position)

NoHorse	Plc	Mar	800 Posi	400 Posi	Time	3rd Qtr	4th Qt
2 SOPHIES SCOOTER	1	0.0m	0.0m (0)	0.0m (0)	2:07.00	30.20s	27.70s
8 GLAMOUR FOX	2	6.9m	19.8m (1)	3.1m (2)	2:07.50	28.93s	27.98s
1 ALL SO SASSY	3	9.0m	4.3m (0)	4.5m (0)	2:07.66	30.20s	28.04s
3 GLAMORS SYMBOL	4	10.3m	11.8m (1)	8.6m (2)	2:07.75	29.93s	27.83s
9 SPREAD THE FEAR	5	15.3m	8.5m (0)	8.9m (0)	2:08.11	30.20s	28.17s
7 OLLY ODD POTTS	6	16.7m	12.8m (0)	12.8m (0)	2:08.22	30.16s	28.00s
6 JUNGLE SHARK	7	18.6m	3.0m (1)	2.5m (1)	2:08.36	30.15s	28.88s
4 PADDY MACH	8	19.0m	16.1m (1)	12.2m (2)	2:08.38	29.87s	28.20s
5 THROWDOWN HOEDOWN	9	21.8m	8.1m (1)	7.5m (1)	2:08.59	30.13s	28.75s

Finish Position and metres gained

First Arrow shows distance gain/loss from 2nd Qtr to 3rd Qtr, Second Arrow shows distance gain/loss from 3rd Qtr to Finish
Blue arrow indicates best gain in these quarters.



800

Visual positions in race at 2nd Quarter



400

Visual positions in race at 3rd Quarter



Wagga Riverina Race 4 Distance 1740m

Tuesday, 9 June 2026


Gross Time: 2:04.10 MileRate: 1:54.80 LeadTime: 8.90s First Qtr: 29.40s Second Qtr: 29.80s Third Qtr: 28.70s Fourth Qtr: 27.30s

DATA TABLE: 800 / 400 Posi's are position from leader and (how wide the horse was at that position)

No	Horse	Plc	Mar	800 Posi	400 Posi	Time	3rd Qtr	4th Qt
4	ACHY BREAKY ARK	1	0.0m	0.0m (0)	1.2m (0)	2:04.10	28.78s	27.22s
6	LOMBOK	2	2.6m	1.0m (1)	0.0m (1)	2:04.29	28.63s	27.49s
1	BET ON ACES	3	3.0m	5.3m (0)	5.5m (0)	2:04.32	28.70s	27.14s
3	CHANCETOWIN	4	10.1m	14.4m (1)	13.8m (2)	2:04.83	28.63s	27.07s
7	SIGNIFICANT LAZ	5	11.5m	9.9m (1)	10.1m (1)	2:04.93	28.69s	27.43s
9	CATCH THE SHARK	6	13.0m	9.4m (0)	9.2m (0)	2:05.03	28.67s	27.59s
5	LEWENDON	7	14.0m	5.4m (1)	4.3m (1)	2:05.11	28.61s	28.01s
10	THATS THE ATTITUDE	8	14.6m	13.7m (0)	13.8m (0)	2:05.15	28.68s	27.39s
8	IDEAL DESIRE	9	18.2m	23.9m (1)	21.0m (0)	2:05.41	28.45s	27.15s
2	EX ELLE	10	20.8m	18.9m (1)	19.0m (1)	2:05.59	28.67s	27.47s

Finish Position and metres gained

First Arrow shows distance gain/loss from 2nd Qtr to 3rd Qtr, Second Arrow shows distance gain/loss from 3rd Qtr to Finish
Blue arrow indicates best gain in these quarters.



800

Visual positions in race at 2nd Quarter



400

Visual positions in race at 3rd Quarter

Wagga Riverina Race 5 Distance 1740m

Tuesday, 9 June 2026


Gross Time: 2:03.30 MileRate: 1:54.10 LeadTime: 8.50s First Qtr: 28.20s Second Qtr: 28.60s Third Qtr: 29.80s Fourth Qtr: 28.20s

DATA TABLE: 800 / 400 Posi's are position from leader and (how wide the horse was at that position)

No	Horse	Plc	Mar	800 Posi	400 Posi	Time	3rd Qtr	4th Qt
3	WAMBOYNE MACHETE	1	0.0m	4.5m (0)	4.4m (0)	2:03.30	29.80s	27.88s
7	FOREVER ONTHE PUNT	2	0.8m	2.7m (1)	1.4m (1)	2:03.36	29.71s	28.16s
1	ROLL TO THE TOP	3	2.0m	9.3m (0)	8.9m (0)	2:03.45	29.78s	27.71s
6	OH SWEET CREATURE	4	3.9m	12.2m (1)	10.8m (2)	2:03.59	29.71s	27.71s
5	JUST AS WELL	5	3.9m	0.0m (0)	0.0m (0)	2:03.59	29.80s	28.49s
9	BULLETIN	6	4.0m	13.8m (0)	13.0m (0)	2:03.60	29.76s	27.56s
8	JILLIBY RYDER	7	6.9m	7.7m (1)	6.1m (1)	2:03.81	29.69s	28.27s
2	MIRADOR LASS	8	10.5m	16.4m (1)	14.7m (2)	2:04.08	29.69s	27.92s
10	GOODTIME JAZZI	9	11.2m	19.4m (0)	18.0m (0)	2:04.13	29.72s	27.73s

Finish Position and metres gained

First Arrow shows distance gain/loss from 2nd Qtr to 3rd Qtr, Second Arrow shows distance gain/loss from 3rd Qtr to Finish
Blue arrow indicates best gain in these quarters.



800

Visual positions in race at 2nd Quarter



400

Visual positions in race at 3rd Quarter



Sectional Analysis Software
Not just form | Free Trial



RISE Digital, Harness Racing Australia nor the provider accepts any responsibility for the completeness or accuracy of any of the information contained herein, and makes no representations about its suitability for any particular purpose. Users should make their own judgements about those matters and/or seek independent advice. You assume all risks associated with use of data provided on this page

www.facebook.com/PJHarnessRacing

Wagga Riverina Race 6 Distance 2270m

Tuesday, 9 June 2026

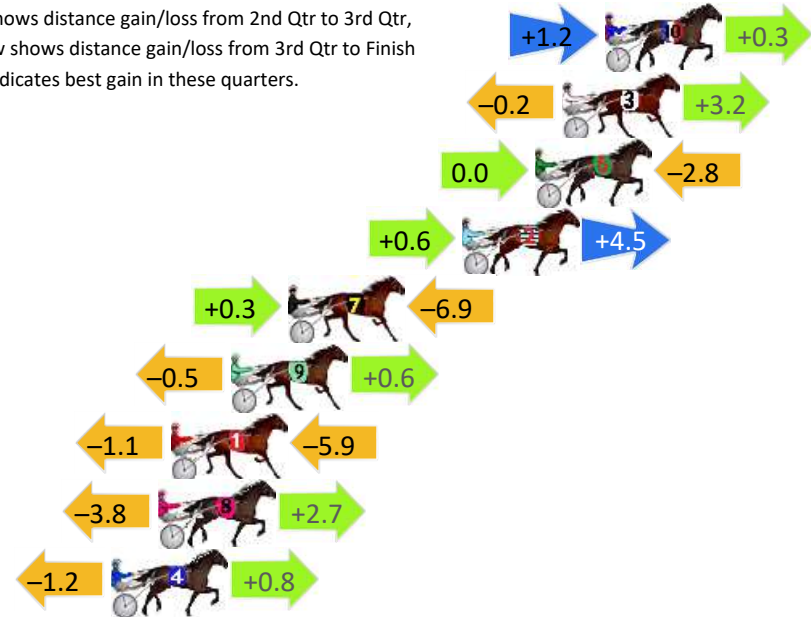
Gross Time: 2:48.70 MileRate: 1:59.60 LeadTime: 48.90s First Qtr: 31.70s Second Qtr: 29.40s Third Qtr: 29.50s Fourth Qtr: 29.20s

DATA TABLE: 800 / 400 Posi's are position from leader and (how wide the horse was at that position)

No	Horse	Plc	Mar	800 Posi	400 Posi	Time	3rd Qtr	4th Qt
10	OUR ULTIMATE JANE	1	0.0m	1.5m (1)	0.3m (1)	2:48.70	29.41s	29.18s
3	LITTLE MIRACLES	2	1.7m	4.7m (0)	4.9m (0)	2:48.83	29.52s	28.97s
6	WONGALEA YANK	3	2.8m	0.0m (0)	0.0m (0)	2:48.91	29.50s	29.41s
2	BLUFOX	4	5.7m	10.8m (1)	10.2m (1)	2:49.14	29.45s	28.90s
7	MILOLA ROCK	5	12.7m	6.1m (1)	5.8m (1)	2:49.67	29.47s	29.75s
9	MY GUARANTEE	6	15.0m	15.1m (0)	15.6m (0)	2:49.85	29.54s	29.21s
1	THE KID BILLY	7	17.4m	10.4m (0)	11.5m (0)	2:50.03	29.58s	29.69s
8	GEORGES WORLD	8	17.9m	16.8m (1)	20.6m (1)	2:50.07	29.77s	29.07s
4	CRANKINOVER	9	19.8m	19.4m (0)	20.6m (0)	2:50.22	29.58s	29.22s

Finish Position and metres gained

First Arrow shows distance gain/loss from 2nd Qtr to 3rd Qtr, Second Arrow shows distance gain/loss from 3rd Qtr to Finish
Blue arrow indicates best gain in these quarters.



800

Visual positions in race at 2nd Quarter



400

Visual positions in race at 3rd Quarter

Wagga Riverina Race 7 Distance 1740m


Tuesday, 9 June 2026

Gross Time: 2:07.50 MileRate: 1:58.00 LeadTime: 8.80s First Qtr: 28.40s Second Qtr: 30.50s Third Qtr: 30.10s Fourth Qtr: 29.70s

DATA TABLE: 800 / 400 Posi's are position from leader and (how wide the horse was at that position)

No	Horse	Plc	Mar	800 Posi	400 Posi	Time	3rd Qtr	4th Qt
3	KEAYANG ALEX	1	0.0m	14.5m (1)	11.6m (3)	2:07.50	29.87s	28.84s
1	JAKRYAN	2	6.2m	4.8m (0)	4.3m (0)	2:07.98	30.06s	29.86s
9	DEAD EYE TIKI	3	6.8m	10.3m (1)	7.3m (3)	2:08.03	29.87s	29.69s
8	COMPLICATED	4	10.6m	15.5m (0)	12.1m (2)	2:08.33	29.84s	29.63s
5	EMIKO	5	13.4m	9.6m (0)	9.2m (0)	2:08.54	30.06s	30.06s
2	NIXSUN	6	13.9m	0.0m (0)	0.0m (0)	2:08.58	30.10s	30.78s
4	MASTABLASTA	7	20.5m	6.3m (1)	8.9m (1)	2:09.10	30.29s	30.64s
6	OKTOLOVE	8	29.6m	2.3m (1)	5.1m (1)	2:09.80	30.31s	31.62s
7	TIGER CHEDDAR	9	33.4m	8.2m (2)	7.0m (2)	2:10.10	30.00s	31.78s

Finish Position and metres gained



800

Visual positions in race at 2nd Quarter



400

Visual positions in race at 3rd Quarter



Wagga Riverina Race 8 Distance 1740m

Tuesday, 9 June 2026

Gross Time: 2:05.80 MileRate: 1:56.40 LeadTime: 8.80s First Qtr: 29.50s Second Qtr: 29.80s Third Qtr: 28.90s Fourth Qtr: 28.80s

DATA TABLE: 800 / 400 Posi's are position from leader and (how wide the horse was at that position)

No	Horse	Plc	Mar	800 Posi	400 Posi	Time	3rd Qtr	4th Qt
2	DIDNT I	1	0.0m	5.7m (1)	4.2m (1)	2:05.80	28.79s	28.50s
4	GIRL JUST FLY	2	3.9m	0.0m (0)	0.0m (0)	2:06.09	28.90s	29.09s
1	NOTTADDOUBT	3	5.7m	4.2m (0)	4.5m (0)	2:06.23	28.92s	28.91s
3	LIFE GETS BETTER	4	20.8m	10.1m (1)	11.7m (1)	2:07.37	29.01s	29.53s
6	ROLL THE ACES	5	22.1m	22.9m (1)	26.5m (1)	2:07.47	29.15s	28.57s
8	TINNYSMEDAD	6	24.2m	14.2m (0)	17.9m (0)	2:07.63	29.16s	29.35s
9	NO MORE PROMISES	7	27.3m	8.9m (0)	10.3m (0)	2:07.86	29.00s	30.12s
5	KEAYANG LADYBUG	8	38.7m	19.1m (1)	22.9m (2)	2:08.73	29.17s	30.09s
7	CRACKER MISS	9	47.1m	14.9m (1)	20.1m (1)	2:09.36	29.27s	30.92s

Finish Position and metres gained

First Arrow shows distance gain/loss from 2nd Qtr to 3rd Qtr, Second Arrow shows distance gain/loss from 3rd Qtr to Finish. Blue arrow indicates best gain in these quarters.

