

Bathurst Race 1 Distance 1730m

Wednesday, 10 June 2026


Gross Time: 2:02.50 MileRate: 1:54.00 LeadTime: 8.60s First Qtr: 28.10s Second Qtr: 30.00s Third Qtr: 27.90s Fourth Qtr: 27.90s

DATA TABLE: 800 / 400 Posi's are position from leader and (how wide the horse was at that position)

No	Horse	Plc	Mar	800 Posi	400 Posi	Time	3rd Qtr	4th Qt
5	WHERE'S THE GOLD	1	0.0m	0.0m (0)	0.0m (0)	2:02.50	27.90s	27.90s
3	PAS DE CHEVAL	2	4.0m	12.0m (1)	11.3m (1)	2:02.79	27.85s	27.41s
6	DIVINE GIRL	3	6.8m	3.6m (1)	2.9m (1)	2:03.00	27.85s	28.20s
2	BEANCOUNTER	4	7.4m	7.4m (1)	6.9m (1)	2:03.04	27.87s	27.96s
9	CARBINEER	5	9.6m	10.4m (0)	11.5m (0)	2:03.20	27.98s	27.80s
8	STARLIGHT SASS	6	11.2m	16.6m (1)	15.9m (1)	2:03.32	27.85s	27.62s
4	FIRESTORM RED	7	12.2m	20.2m (0)	19.6m (0)	2:03.39	27.86s	27.43s
1	LAYLA SHANNON	8	13.8m	5.2m (0)	7.5m (0)	2:03.51	28.06s	28.39s
7	CARBAGANOOSH	9	16.4m	25.4m (0)	20.5m (1)	2:03.70	27.56s	27.68s
10	RUNKLE	10	19.6m	16.2m (0)	15.6m (0)	2:03.94	27.86s	28.26s

Finish Position and metres gained

First Arrow shows distance gain/loss from 2nd Qtr to 3rd Qtr, Second Arrow shows distance gain/loss from 3rd Qtr to Finish
Blue arrow indicates best gain in these quarters.



800

Visual positions in race at 2nd Quarter



400

Visual positions in race at 3rd Quarter



Bathurst Race 2 Distance 1730m




Wednesday, 10 June 2026

Gross Time: 2:05.10 MileRate: 1:56.30 LeadTime: 8.10s First Qtr: 27.90s Second Qtr: 31.70s Third Qtr: 29.00s Fourth Qtr: 28.40s

DATA TABLE: 800 / 400 Posi's are position from leader and (how wide the horse was at that position)

No	Horse	Plc	Mar	800 Posi	400 Posi	Time	3rd Qtr	4th Qt
9	SMOOTH BUCKAROO	1	0.0m	24.7m (2)	14.0m (3)	2:05.10	28.22s	27.40s
6	HESOURCELEBRITY	2	3.8m	12.9m (1)	0.9m (2)	2:05.38	28.13s	28.62s
10	COWBOY CULTURE	3	7.5m	22.1m (1)	12.3m (1)	2:05.66	28.29s	28.08s
3	MONTRELL	4	7.8m	3.8m (1)	0.0m (1)	2:05.68	28.73s	28.98s
4	DETANGLED	5	11.5m	5.6m (0)	5.9m (0)	2:05.96	29.02s	28.84s
1	SIR BLUE STORK	6	17.4m	0.0m (0)	0.9m (0)	2:06.40	29.06s	29.64s
7	GUARDED PROGNOSIS	7	19.6m	17.6m (1)	9.5m (3)	2:06.56	28.41s	29.18s
8	WICKED STRIKE	8	22.1m	16.1m (0)	8.1m (2)	2:06.75	28.42s	29.47s
5	SHOOBEE'S LOU	9	55.3m	8.7m (1)	5.1m (1)	2:09.23	28.73s	32.17s
2	HASHTAG HECTOR	10	71.7m	11.7m (0)	11.5m (0)	2:10.45	28.98s	32.93s

Finish Position and metres gained



Bathurst Race 3 Distance 1730m

Wednesday, 10 June 2026

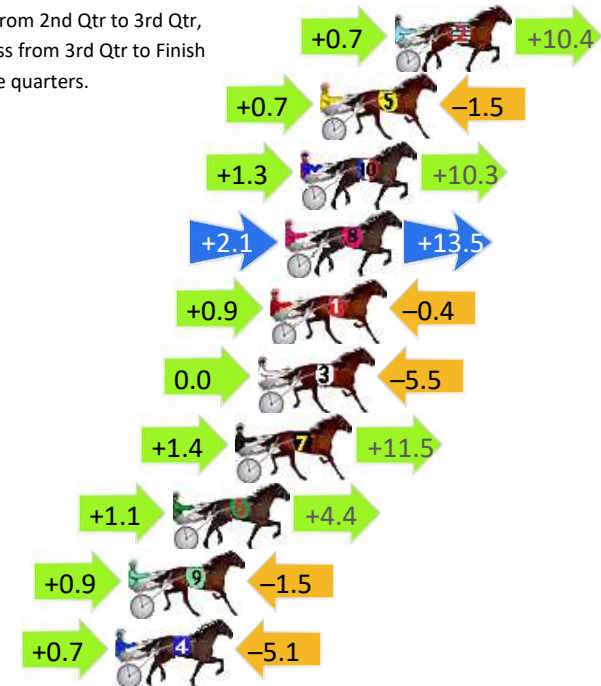
Gross Time: 2:03.50 MileRate: 1:54.90 LeadTime: 8.10s First Qtr: 29.40s Second Qtr: 30.20s Third Qtr: 28.00s Fourth Qtr: 27.80s

DATA TABLE: 800 / 400 Posi's are position from leader and (how wide the horse was at that position)

NoHorse	Plc	Mar	800 Posi	400 Posi	Time	3rd Qtr	4th Qt
2 TASBMIKI	1	0.0m	11.1m (1)	10.4m (2)	2:03.50	27.95s	27.08s
5 THE SWIFT ONE	2	3.0m	2.2m (1)	1.5m (1)	2:03.72	27.95s	27.92s
10 GO WITHOUT	3	3.8m	15.4m (1)	14.1m (2)	2:03.78	27.91s	27.10s
8 ART OF TERROR	4	4.4m	20.0m (1)	17.9m (2)	2:03.82	27.85s	26.88s
1 HIGHLANDS WARRIOR	5	5.0m	5.5m (0)	4.6m (0)	2:03.87	27.94s	27.85s
3 SHAZADELE	6	5.5m	0.0m (0)	0.0m (0)	2:03.90	28.00s	28.20s
7 MAMMALS GIRL	7	6.4m	19.3m (0)	17.9m (0)	2:03.97	27.90s	27.03s
6 MCLEAN	8	8.9m	14.4m (0)	13.3m (0)	2:04.15	27.92s	27.53s
9 IBBIN NADIA	9	10.7m	10.1m (0)	9.2m (0)	2:04.28	27.94s	27.94s
4 ROCKIN IN PARADISE	10	11.2m	6.8m (1)	6.1m (1)	2:04.32	27.95s	28.20s

Finish Position and metres gained

First Arrow shows distance gain/loss from 2nd Qtr to 3rd Qtr, Second Arrow shows distance gain/loss from 3rd Qtr to Finish
Blue arrow indicates best gain in these quarters.



800

Visual positions in race at 2nd Quarter



400

Visual positions in race at 3rd Quarter



Bathurst Race 4 Distance 1730m

Wednesday, 10 June 2026

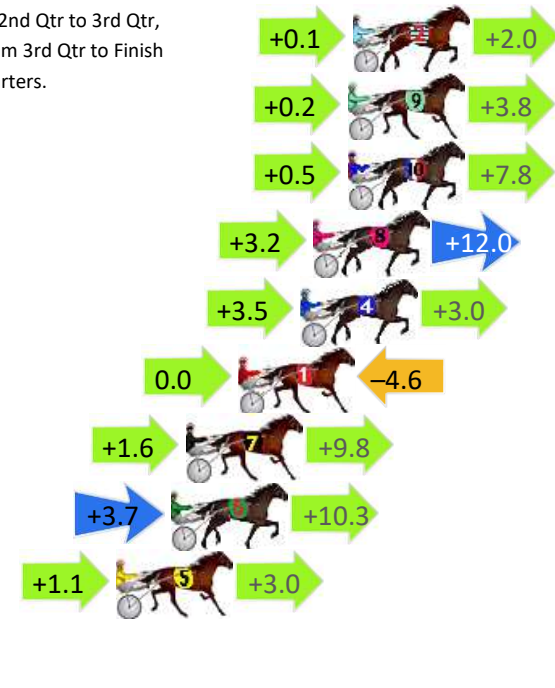
Gross Time: 2:05.40 MileRate: 1:56.70 LeadTime: 8.20s First Qtr: 29.90s Second Qtr: 30.60s Third Qtr: 28.50s Fourth Qtr: 28.20s

DATA TABLE: 800 / 400 Posi's are position from leader and (how wide the horse was at that position)

No	Horse	Plc	Mar	800 Posi	400 Posi	Time	3rd Qtr	4th Qt
2	MAJOR JEWEL	1	0.0m	2.1m (1)	2.0m (1)	2:05.40	28.49s	28.06s
9	DUN SPRUIKIN	2	0.2m	4.2m (0)	4.0m (0)	2:05.41	28.48s	27.93s
10	DUFFY HOLLOW	2	0.2m	8.5m (0)	8.0m (0)	2:05.41	28.46s	27.65s
8	LUCKY PUNT	4	1.6m	16.8m (1)	13.6m (2)	2:05.52	28.27s	27.36s
4	STUDLEIGH TITANIUM	5	2.1m	8.6m (1)	5.1m (2)	2:05.56	28.25s	28.00s
1	SHAUN SHANNON	6	4.6m	0.0m (0)	0.0m (0)	2:05.74	28.50s	28.54s
7	GET UP BETTY	7	6.7m	18.1m (0)	16.5m (0)	2:05.90	28.38s	27.54s
6	ALWAYS ADORNED	8	7.3m	21.3m (1)	17.6m (1)	2:05.94	28.23s	27.50s
5	ABSOLUTE WEAPON	9	9.5m	13.6m (0)	12.5m (0)	2:06.10	28.42s	28.02s
3	STAY STRONG	10	27.7m	12.9m (1)	9.7m (1)	2:07.45	28.27s	29.57s

Finish Position and metres gained

First Arrow shows distance gain/loss from 2nd Qtr to 3rd Qtr, Second Arrow shows distance gain/loss from 3rd Qtr to Finish
Blue arrow indicates best gain in these quarters.



800

Visual positions in race at 2nd Quarter



400

Visual positions in race at 3rd Quarter



Bathurst Race 5 Distance 1730m

Wednesday, 10 June 2026


Gross Time: 2:02.80 MileRate: 1:54.20 LeadTime: 8.80s First Qtr: 26.70s Second Qtr: 29.60s Third Qtr: 29.00s Fourth Qtr: 28.70s

DATA TABLE: 800 / 400 Posi's are position from leader and (how wide the horse was at that position)

NoHorse	Plc	Mar	800 Posi	400 Posi	Time	3rd Qtr	4th Qt
8 ALFNALMA	1	0.0m	0.0m (0)	0.0m (0)	2:02.80	29.00s	28.70s
9 BORROWED TIME	2	1.6m	16.9m (0)	15.3m (1)	2:02.92	28.88s	27.72s
11 ALWAYSBMYPONY	3	3.1m	17.6m (1)	13.4m (2)	2:03.03	28.69s	27.97s
7 BETTER SHUSH	4	4.3m	13.2m (1)	9.8m (3)	2:03.12	28.75s	28.32s
3 TAPAGANOOSH	5	4.7m	8.6m (0)	7.8m (0)	2:03.15	28.94s	28.49s
2 GRAYSON RED	6	6.6m	12.8m (0)	11.7m (0)	2:03.30	28.92s	28.36s
4 AUNTIE LOU	7	7.3m	4.4m (0)	3.9m (0)	2:03.35	28.96s	28.97s
6 REBOUNDER	8	12.5m	21.1m (0)	17.3m (2)	2:03.74	28.72s	28.40s
10 NICELY SPOKEN	9	18.2m	8.7m (1)	6.1m (2)	2:04.17	28.81s	29.63s
5 INDASKY	10	22.5m	4.9m (1)	3.1m (1)	2:04.50	28.87s	30.18s

Finish Position and metres gained

First Arrow shows distance gain/loss from 2nd Qtr to 3rd Qtr, Second Arrow shows distance gain/loss from 3rd Qtr to Finish Blue arrow indicates best gain in these quarters.



800

Visual positions in race at 2nd Quarter



400

Visual positions in race at 3rd Quarter



Bathurst Race 6 Distance 1730m

Wednesday, 10 June 2026



Gross Time: 2:03.10 MileRate: 1:54.50 LeadTime: 8.40s First Qtr: 28.00s Second Qtr: 29.70s Third Qtr: 29.40s Fourth Qtr: 27.60s

DATA TABLE: 800 / 400 Posi's are position from leader and (how wide the horse was at that position)

No	Horse	Plc	Mar	800 Posi	400 Posi	Time	3rd Qtr	4th Qt
10	SWIFT CODE	1	0.0m	0.0m (0)	0.0m (0)	2:03.10	29.40s	27.60s
3	CHEVAL TIGER	2	13.2m	9.0m (0)	8.5m (0)	2:04.06	29.34s	27.96s
7	JUST KEEP CHIMING	3	23.6m	4.7m (0)	4.2m (0)	2:04.81	29.36s	29.01s
9	HEARTOF KINGSCLAIR	4	26.2m	18.6m (0)	20.1m (1)	2:05.00	29.46s	28.08s
4	ALWAYS STORMY	5	34.0m	23.0m (0)	24.6m (1)	2:05.57	29.46s	28.33s
6	VINNYSGAL	6	44.6m	21.2m (1)	15.5m (1)	2:06.34	28.95s	29.74s
8	MRS MAHONEY	7	60.2m	17.5m (2)	10.5m (1)	2:07.47	28.86s	31.23s
1	BIG GIRL ROSIE	8	85.0m	14.2m (0)	15.8m (0)	2:09.27	29.48s	32.65s
2	NAVIE JO	9	105.4m	14.1m (1)	70.0m (1)	2:10.75	33.33s	30.29s

Finish Position and metres gained

First Arrow shows distance gain/loss from 2nd Qtr to 3rd Qtr, Second Arrow shows distance gain/loss from 3rd Qtr to Finish. Blue arrow indicates best gain in these quarters.



800

Visual positions in race at 2nd Quarter



400

Visual positions in race at 3rd Quarter



Bathurst Race 7 Distance 1730m

Wednesday, 10 June 2026

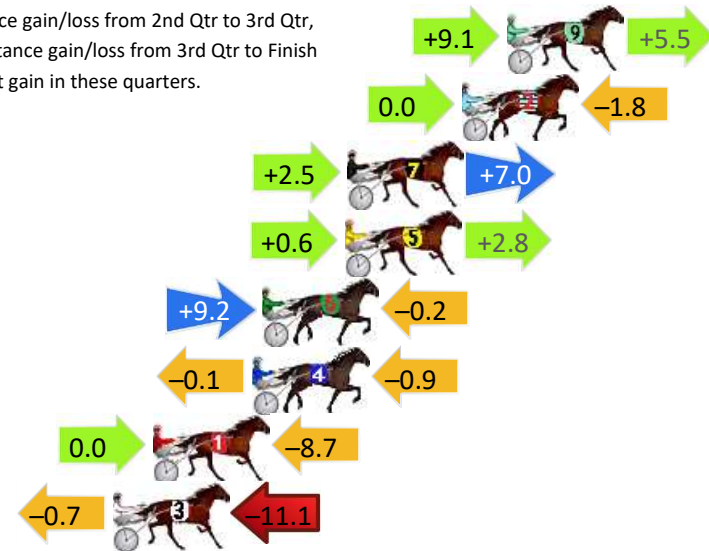
Gross Time: 2:07.90 MileRate: 1:59.00 LeadTime: 8.10s First Qtr: 29.10s Second Qtr: 31.90s Third Qtr: 29.40s Fourth Qtr: 29.40s

DATA TABLE: 800 / 400 Posi's are position from leader and (how wide the horse was at that position)

No	Horse	Plc	Mar	800 Posi	400 Posi	Time	3rd Qtr	4th Qt
9	SEVENTH AVENUE	1	0.0m	14.6m (1)	5.5m (2)	2:07.90	28.73s	29.00s
2	LUCKY JESS	2	1.8m	0.0m (0)	0.0m (0)	2:08.04	29.40s	29.54s
7	COMPLIMENTRY DRINK	3	6.4m	15.9m (0)	13.4m (0)	2:08.39	29.22s	28.91s
5	STARBASE	4	6.5m	9.9m (0)	9.3m (0)	2:08.40	29.36s	29.22s
6	MCWEAPON	5	9.8m	18.8m (1)	9.6m (2)	2:08.66	28.73s	29.46s
4	HARBOUR VIEW	6	10.2m	9.2m (1)	9.3m (1)	2:08.69	29.41s	29.51s
1	SURPRISE ARRIVAL	7	14.2m	5.5m (0)	5.5m (0)	2:08.99	29.40s	30.09s
3	DANCE THE NITEAWAY	8	15.8m	4.0m (1)	4.7m (1)	2:09.12	29.45s	30.28s

Finish Position and metres gained

First Arrow shows distance gain/loss from 2nd Qtr to 3rd Qtr, Second Arrow shows distance gain/loss from 3rd Qtr to Finish
Blue arrow indicates best gain in these quarters.



8
0
0

Visual positions in race at 2nd Quarter



4
0
0

Visual positions in race at 3rd Quarter



Bathurst Race 8 Distance 1730m

Wednesday, 10 June 2026



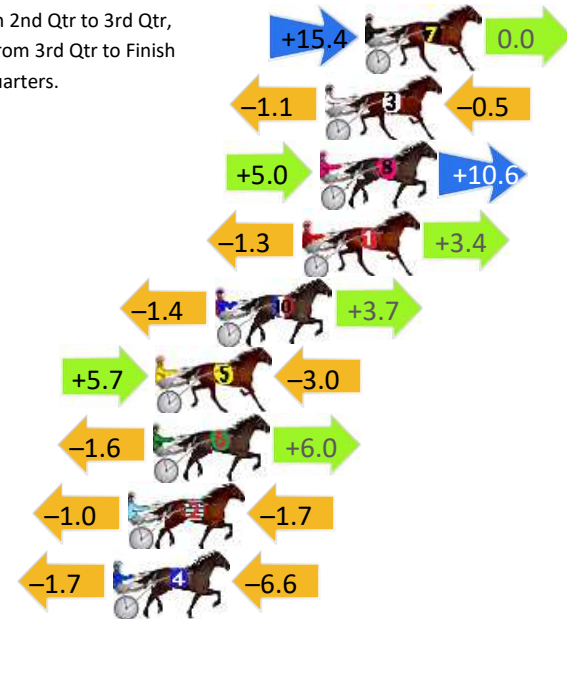
Gross Time: 2:06.30 MileRate: 1:57.50 LeadTime: 8.20s First Qtr: 28.20s Second Qtr: 30.00s Third Qtr: 30.00s Fourth Qtr: 29.90s

DATA TABLE: 800 / 400 Posi's are position from leader and (how wide the horse was at that position)

No	Horse	Plc	Mar	800 Posi	400 Posi	Time	3rd Qtr	4th Qt
7	SING WITH ONE VOICE	1	0.0m	15.4m (1)	0.0m (2)	2:06.30	28.85s	29.90s
3	FLASH JOHNSON	2	1.6m	0.0m (0)	1.1m (0)	2:06.43	30.08s	29.95s
8	ROWLEY MINT	3	1.8m	17.4m (0)	12.4m (2)	2:06.44	29.62s	29.12s
1	BELLE OF BELMONT	4	2.5m	4.6m (0)	5.9m (0)	2:06.50	30.10s	29.66s
10	IM JUST SAYIN	5	6.0m	8.3m (0)	9.7m (0)	2:06.77	30.10s	29.65s
5	BOPPER	6	8.4m	11.1m (1)	5.4m (2)	2:06.96	29.57s	30.16s
6	BABY EL AY	7	8.5m	12.9m (0)	14.5m (0)	2:06.97	30.12s	29.49s
2	KALIMBA	8	9.5m	6.8m (1)	7.8m (1)	2:07.04	30.07s	30.06s
4	BOOMER SHANNON	9	10.1m	1.8m (1)	3.5m (1)	2:07.09	30.13s	30.43s
11	BRAMANTE	10	64.5m	34.6m (0)	41.6m (0)	2:11.35	30.52s	31.85s

Finish Position and metres gained

First Arrow shows distance gain/loss from 2nd Qtr to 3rd Qtr, Second Arrow shows distance gain/loss from 3rd Qtr to Finish Blue arrow indicates best gain in these quarters.



Bathurst Race 9 Distance 2260m

Wednesday, 10 June 2026

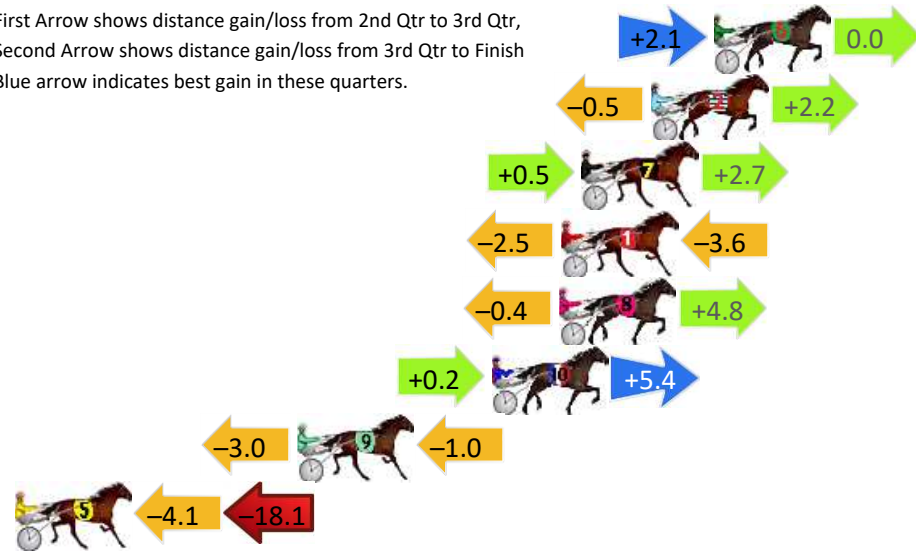
Gross Time: 2:47.80 MileRate: 1:59.50 LeadTime: 48.60s First Qtr: 31.10s Second Qtr: 29.60s Third Qtr: 28.50s Fourth Qtr: 30.00s

DATA TABLE: 800 / 400 Posi's are position from leader and (how wide the horse was at that position)

No	Horse	Plc	Mar	800 Posi	400 Posi	Time	3rd Qtr	4th Qt
6	REVEILLE JET	1	0.0m	2.1m (1)	0.0m (1)	2:47.80	28.35s	30.00s
2	MY ULTIMATE LUCIUS	2	2.5m	4.2m (0)	4.7m (1)	2:48.00	28.54s	29.86s
7	LUCKY ZARA	3	5.3m	8.5m (0)	8.0m (0)	2:48.22	28.48s	29.84s
1	THEYCALLMEBRUCE	4	6.1m	0.0m (0)	2.5m (0)	2:48.28	28.68s	30.30s
8	SATELLITE SIMBA	5	6.2m	10.6m (1)	11.0m (2)	2:48.29	28.55s	29.69s
10	CHANSU	6	8.9m	14.5m (1)	14.3m (1)	2:48.50	28.51s	29.66s
9	CAPTAIN LLANFAIR	7	16.7m	12.7m (0)	15.7m (0)	2:49.11	28.74s	30.17s
5	HILLVIEW SAM	8	28.3m	6.1m (1)	10.2m (1)	2:50.02	28.81s	31.48s

Finish Position and metres gained

First Arrow shows distance gain/loss from 2nd Qtr to 3rd Qtr, Second Arrow shows distance gain/loss from 3rd Qtr to Finish
Blue arrow indicates best gain in these quarters.



8
0
0

Visual positions in race at 2nd Quarter



4
0
0

Visual positions in race at 3rd Quarter

