

# Tamworth Race 1 Distance 1980m

Thursday, 11 June 2026


Gross Time: 2:27.00 MileRate: 1:59.50 LeadTime: 26.00s First Qtr: 30.40s Second Qtr: 29.50s Third Qtr: 29.70s Fourth Qtr: 31.40s

DATA TABLE: 800 / 400 Posi's are position from leader and (how wide the horse was at that position)

No	Horse	Plc	Mar	800 Posi	400 Posi	Time	3rd Qtr	4th Qt
10	TRUTHBETOLD	1	0.0m	11.6m (2)	10.6m (3)	2:27.00	29.65s	30.57s
3	SUPERIOR ART	2	2.1m	0.0m (0)	0.0m (0)	2:27.17	29.70s	31.56s
8	CEEJAY HAICH	3	5.1m	6.4m (2)	7.4m (2)	2:27.42	29.78s	31.22s
2	WHAT AGAIN SHANNON	4	11.1m	7.8m (1)	12.0m (2)	2:27.91	30.02s	31.33s
5	SPELL CHECK	5	14.7m	2.8m (1)	7.0m (1)	2:28.21	30.00s	32.00s
7	DAZZLING GEMS	6	20.1m	8.6m (0)	13.8m (1)	2:28.65	30.08s	31.89s
4	NEED SOME AIR	7	20.1m	17.4m (0)	17.4m (2)	2:28.65	29.69s	31.61s
1	SWEET VALERIA	8	33.8m	4.0m (0)	10.2m (0)	2:29.77	30.12s	33.24s
9	THE OCEAN SPIRIT	9	84.3m	12.6m (0)	36.0m (0)	2:33.92	31.38s	35.17s

## Finish Position and metres gained

First Arrow shows distance gain/loss from 2nd Qtr to 3rd Qtr, Second Arrow shows distance gain/loss from 3rd Qtr to Finish  
Blue arrow indicates best gain in these quarters.



800

Visual positions in race at 2nd Quarter



400

Visual positions in race at 3rd Quarter



# Tamworth Race 2 Distance 1609m

Thursday, 11 June 2026


Gross Time: 1:56.50 MileRate: 1:56.50 LeadTime: 0.00s First Qtr: 28.30s Second Qtr: 29.90s Third Qtr: 28.80s Fourth Qtr: 29.60s

DATA TABLE: 800 / 400 Posi's are position from leader and (how wide the horse was at that position)

No	Horse	Plc	Mar	800 Posi	400 Posi	Time	3rd Qtr	4th Qt
6	THUNDAMENTAL	1	0.0m	0.0m (0)	0.0m (0)	1:56.50	28.80s	29.60s
3	BARRYS BROTHER	2	7.0m	8.0m (0)	9.8m (0)	1:57.04	28.93s	29.39s
4	JOHNNY DEE	3	15.0m	4.0m (0)	5.8m (0)	1:57.66	28.92s	30.28s
5	LOOKAT MEE	4	24.7m	8.0m (1)	13.8m (2)	1:58.42	29.21s	30.40s
1	THREE PARTS GREY	5	26.4m	11.8m (0)	14.8m (0)	1:58.55	29.01s	30.45s
7	ROCKNROLL RAMBO	6	28.3m	15.6m (0)	19.0m (0)	1:58.70	29.04s	30.28s
8	RIPPIN GOOD FEELIN	7	30.7m	16.0m (1)	21.0m (2)	1:58.88	29.15s	30.31s
10	ZACHAROONI	8	33.4m	19.8m (1)	24.4m (3)	1:59.09	29.12s	30.26s
9	LETSGETROWDY	9	36.7m	3.0m (1)	9.6m (1)	1:59.35	29.25s	31.59s
2	DOUBLE MACH	10	39.2m	12.0m (1)	18.4m (1)	1:59.54	29.24s	31.13s

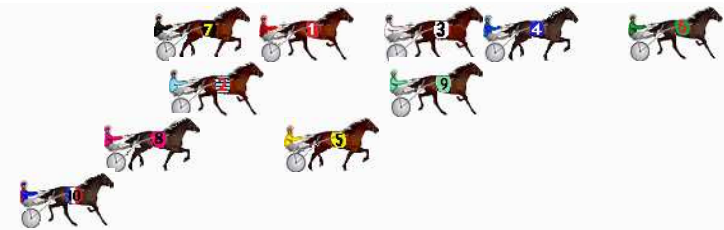
## Finish Position and metres gained

First Arrow shows distance gain/loss from 2nd Qtr to 3rd Qtr, Second Arrow shows distance gain/loss from 3rd Qtr to Finish  
Blue arrow indicates best gain in these quarters.



800

Visual positions in race at 2nd Quarter



400

Visual positions in race at 3rd Quarter



# Tamworth Race 3 Distance 1609m

Thursday, 11 June 2026


Gross Time: 1:58.20 MileRate: 1:58.20 LeadTime: 0.00s First Qtr: 28.70s Second Qtr: 29.80s Third Qtr: 29.20s Fourth Qtr: 30.40s

DATA TABLE: 800 / 400 Posi's are position from leader and (how wide the horse was at that position)

No	Horse	Plc	Mar	800 Posi	400 Posi	Time	3rd Qtr	4th Qt
1	AGIFTFROMTHEANGELS	1	0.0m	0.0m (0)	0.0m (0)	1:58.20	29.20s	30.40s
3	TASMANS DELIGHT	2	4.3m	11.8m (1)	12.2m (1)	1:58.54	29.24s	29.80s
9	KATASTROPHEE	3	5.4m	17.0m (0)	22.0m (0)	1:58.63	29.60s	29.15s
10	JACKS FYRE	4	5.7m	15.8m (1)	16.2m (1)	1:58.65	29.25s	29.61s
2	GOTONEBETTOR	5	6.8m	4.0m (0)	8.4m (0)	1:58.74	29.53s	30.28s
4	COOGEE	6	6.9m	7.8m (1)	8.0m (1)	1:58.75	29.22s	30.32s
6	OTIS RISING	7	9.9m	3.6m (1)	4.0m (1)	1:58.99	29.22s	30.85s
7	EIFFEL FROM HEAVEN	8	11.1m	7.8m (0)	12.6m (0)	1:59.08	29.56s	30.29s
8	HEAVENLY TURBO	9	11.8m	11.8m (0)	16.8m (0)	1:59.14	29.58s	30.02s
5	IM BELIEBER	10	28.7m	17.0m (2)	27.0m (1)	2:00.48	29.94s	30.53s

## Finish Position and metres gained

First Arrow shows distance gain/loss from 2nd Qtr to 3rd Qtr, Second Arrow shows distance gain/loss from 3rd Qtr to Finish  
Blue arrow indicates best gain in these quarters.



800

Visual positions in race at 2nd Quarter



400

Visual positions in race at 3rd Quarter



# Tamworth Race 4 Distance 1609m

Thursday, 11 June 2026


Gross Time: 1:59.00 MileRate: 1:59.00 LeadTime: 0.00s First Qtr: 28.90s Second Qtr: 29.60s Third Qtr: 29.30s Fourth Qtr: 31.10s

DATA TABLE: 800 / 400 Posi's are position from leader and (how wide the horse was at that position)

No	Horse	Plc	Mar	800 Posi	400 Posi	Time	3rd Qtr	4th Qt
8	JEREMY LOU	1	0.0m	4.0m (0)	6.0m (1)	1:59.00	29.46s	30.64s
9	WHISKEY ROYALE	2	4.2m	14.6m (1)	15.2m (2)	1:59.34	29.37s	30.25s
1	TERROR FLYING	3	5.7m	8.0m (0)	8.8m (0)	1:59.46	29.37s	30.86s
4	SPOOKY ART	4	6.3m	5.2m (1)	6.8m (2)	1:59.51	29.42s	31.06s
6	YELLA	5	7.1m	0.0m (1)	2.4m (1)	1:59.58	29.47s	31.46s
7	REIGN MAKER	6	7.2m	12.0m (0)	13.6m (1)	1:59.59	29.43s	30.61s
10	UNIT FORTY ONE	7	9.1m	16.4m (0)	17.4m (0)	1:59.74	29.39s	30.46s
2	DOUBLE LINES	8	15.5m	0.0m (0)	0.0m (0)	2:00.26	29.27s	32.30s
5	SPARKLING SUE	9	18.7m	19.6m (1)	19.8m (2)	2:00.52	29.32s	31.01s
3	GIRLSGOTCURLS	10	21.5m	10.4m (1)	11.0m (2)	2:00.75	29.32s	31.91s

## Finish Position and metres gained

First Arrow shows distance gain/loss from 2nd Qtr to 3rd Qtr,  
Second Arrow shows distance gain/loss from 3rd Qtr to Finish  
Blue arrow indicates best gain in these quarters.



800

Visual positions in race at 2nd Quarter



400

Visual positions in race at 3rd Quarter



# Tamworth Race 5 Distance 1609m

Thursday, 11 June 2026

Gross Time: 1:58.10 MileRate: 1:58.10 LeadTime: 0.00s First Qtr: 27.90s Second Qtr: 31.10s Third Qtr: 29.20s Fourth Qtr: 30.00s

DATA TABLE: 800 / 400 Posi's are position from leader and (how wide the horse was at that position)

No	Horse	Plc	Mar	800 Posi	400 Posi	Time	3rd Qtr	4th Qt
1	NEXT TO ME	1	0.0m	0.0m (0)	0.0m (0)	1:58.10	29.20s	30.00s
7	ADRENALINE RUSH	2	1.7m	4.0m (0)	4.0m (0)	1:58.23	29.20s	29.83s
3	NIGHT TO REMEMBER	3	3.9m	1.6m (1)	3.0m (1)	1:58.41	29.30s	30.07s
9	SUPERBON	4	4.6m	12.0m (0)	12.4m (0)	1:58.46	29.24s	29.42s
5	CHOGI	5	5.8m	10.0m (1)	6.2m (2)	1:58.56	28.92s	29.97s
8	CORAL CAYS	6	6.6m	8.0m (0)	8.4m (0)	1:58.62	29.23s	29.87s
6	HE SAID SHE SAID	7	6.7m	16.0m (0)	16.4m (0)	1:58.63	29.24s	29.28s
10	TABRA	8	14.8m	14.2m (1)	12.2m (2)	1:59.26	29.05s	30.19s
4	ANTETOKOUNMPO	9	16.8m	18.2m (1)	15.4m (1)	1:59.42	28.99s	30.10s

## Finish Position and metres gained

First Arrow shows distance gain/loss from 2nd Qtr to 3rd Qtr, Second Arrow shows distance gain/loss from 3rd Qtr to Finish  
Blue arrow indicates best gain in these quarters.



800

Visual positions in race at 2nd Quarter



400

Visual positions in race at 3rd Quarter



# Tamworth Race 6 Distance 1609m

Thursday, 11 June 2026


Gross Time: 1:56.70 MileRate: 1:56.70 LeadTime: 0.00s First Qtr: 28.90s Second Qtr: 29.80s Third Qtr: 28.80s Fourth Qtr: 29.20s

DATA TABLE: 800 / 400 Posi's are position from leader and (how wide the horse was at that position)

NoHorse	Plc	Mar	800 Posi	400 Posi	Time	3rd Qtr	4th Qt
1 TINNY MAHONEY	1	0.0m	0.0m (0)	0.0m (0)	1:56.70	28.80s	29.20s
4 ALLORNOTHINGLEVI	2	19.9m	8.6m (0)	10.0m (0)	1:58.22	28.90s	29.92s
6 OZZIE PEARL	3	20.1m	17.4m (0)	13.8m (2)	1:58.24	28.54s	29.66s
7 SONIC EXPRESS	4	23.0m	4.2m (0)	5.8m (0)	1:58.46	28.91s	30.45s
5 CINNAMON	5	27.0m	13.4m (0)	14.4m (0)	1:58.77	28.87s	30.11s
9 PHAR LUME	6	29.0m	13.6m (1)	13.0m (3)	1:58.92	28.75s	30.36s
3 MAYWYNS MIGHTY MAC	7	30.7m	18.0m (1)	18.2m (2)	1:59.05	28.81s	30.11s
8 LOCKITINEDDY	8	39.6m	9.6m (1)	9.6m (2)	1:59.73	28.79s	31.38s
2 ELITE GEORGE	9	45.7m	5.6m (1)	10.4m (1)	2:00.20	29.13s	31.76s

## Finish Position and metres gained

First Arrow shows distance gain/loss from 2nd Qtr to 3rd Qtr, Second Arrow shows distance gain/loss from 3rd Qtr to Finish. Blue arrow indicates best gain in the 3 quarters.



800

Visual positions in race at 2nd Quarter



400

Visual positions in race at 3rd Quarter

# Tamworth Race 7 Distance 1980m

Thursday, 11 June 2026


Gross Time: 2:26.50 MileRate: 1:59.10 LeadTime: 25.80s First Qtr: 30.90s Second Qtr: 29.30s Third Qtr: 29.40s Fourth Qtr: 31.10s

DATA TABLE: 800 / 400 Posi's are position from leader and (how wide the horse was at that position)

No	Horse	Plc	Mar	800 Posi	400 Posi	Time	3rd Qtr	4th Qt
2	COTE DAZUR	1	0.0m	8.2m (1)	10.6m (1)	2:26.50	29.60s	30.28s
8	RACING PAULA	2	2.9m	12.4m (1)	14.8m (1)	2:26.74	29.61s	30.18s
4	LAURIE DEE	3	5.3m	0.0m (0)	0.0m (0)	2:26.93	29.39s	31.51s
10	IM LORD TOMMY	4	5.6m	19.2m (2)	14.2m (2)	2:26.96	29.04s	30.44s
6	ESCALERA	5	10.8m	0.2m (1)	2.4m (1)	2:27.38	29.55s	31.75s
5	AVENGER	6	12.4m	4.2m (1)	6.8m (1)	2:27.51	29.58s	31.53s
7	TIGERMAC	7	14.8m	8.8m (0)	10.0m (0)	2:27.70	29.48s	31.47s
1	PRINCESS REMI	8	15.0m	4.2m (0)	4.6m (0)	2:27.72	29.41s	31.90s
3	AMILLION PROMISES	9	19.3m	14.4m (0)	14.2m (0)	2:28.07	29.37s	31.49s
9	DOUGS RULES	10	37.0m	16.8m (1)	19.8m (0)	2:29.51	29.59s	32.43s

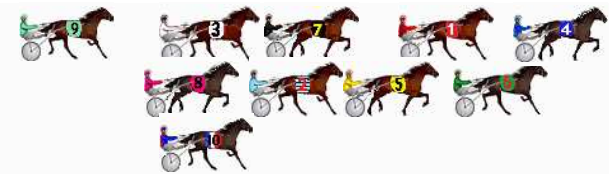
## Finish Position and metres gained

First Arrow shows distance gain/loss from 2nd Qtr to 3rd Qtr, Second Arrow shows distance gain/loss from 3rd Qtr to Finish Blue arrow indicates best gain in these quarters.



800

Visual positions in race at 2nd Quarter



400

Visual positions in race at 3rd Quarter



# Tamworth Race 8 Distance 1609m

Thursday, 11 June 2026

Gross Time: 1:57.10 MileRate: 1:57.10 LeadTime: 0.00s First Qtr: 28.70s Second Qtr: 30.40s Third Qtr: 28.50s Fourth Qtr: 29.60s

DATA TABLE: 800 / 400 Posi's are position from leader and (how wide the horse was at that position)

No	Horse	Plc	Mar	800 Posi	400 Posi	Time	3rd Qtr	4th Qt
6	FAR OUT RINGO	1	0.0m	4.6m (1)	4.2m (2)	1:57.10	28.48s	29.29s
1	KING HIT	2	0.1m	0.0m (0)	0.0m (0)	1:57.11	28.50s	29.61s
8	LAST TIME JOE	3	0.2m	8.4m (1)	7.2m (3)	1:57.12	28.42s	29.08s
4	OHWHATIWOULDGI VE	4	4.2m	4.0m (0)	4.4m (0)	1:57.43	28.53s	29.59s
5	ALLSOPP	5	4.3m	0.6m (1)	0.0m (1)	1:57.43	28.45s	29.92s
9	DIDSHEDOIT	6	7.9m	8.4m (0)	7.6m (1)	1:57.71	28.44s	29.62s
10	ASHLEYS BLUE CHIP	7	15.5m	12.4m (0)	18.6m (0)	1:58.30	28.95s	29.37s
7	MCCRIKEY	8	155.1m	32.0m (1)	80.0m (0)	2:09.13	31.86s	35.13s
3	CAPTAIN GROOVE	9	378.2m	250.0m (0)	310.0m (0)	2:26.44	32.74s	34.62s

## Finish Position and metres gained

First Arrow shows distance gain/loss from 2nd Qtr to 3rd Qtr,  
Second Arrow shows distance gain/loss from 3rd Qtr to Finish  
Blue arrow indicates best gain in these quarters.

