Albury Race 1 Distance 1770m

Tuesday, 24 November 2026

Gross Time: 2:12.60 MileRate: 2:00.50 LeadTime: 11.90s First Qtr: 30.00s Second Qtr: 31.50s Third Qtr: 29.40s Fourth Qtr: 29.80s

DATA TABLE: 800 / 400 Posi's are position from leader and (how wide the horse was at that position)

No	Horse	Plc	Mar	800 Posi	400 Posi	Time	3rd Qtr	4th Qt
3	ZEE HOUTEN	1	0.0m	0.0m (0)	0.0m (0)	2:12.60	29.40s	29.80s
4	NAMELLA	2	2.3m	3.8m (0)	3.8m (0)	2:12.78	29.40s	29.69s
10	INTHESWINGOFTHINGS	3	4.2m	11.8m (0)	9.4m (0)	2:12.93	29.23s	29.41s
7	MAGIC BULLSEYE	4	8.8m	18.2m (1)	14.4m (2)	2:13.29	29.12s	29.39s
5	FLY OVER STATES	5	9.3m	0.2m (1)	3.4m (1)	2:13.33	29.63s	30.24s
6	RYKER	6	21.2m	13.4m (1)	15.2m (0)	2:14.26	29.53s	30.24s
8	THE KID BILLY	7	25.3m	9.4m (1)	10.2m (2)	2:14.58	29.45s	30.92s
1	CRANKINOVER	8	28.6m	7.8m (0)	9.0m (1)	2:14.83	29.48s	31.25s
2	VERY BOUTIQUE	9	43.4m	5.4m (1)	13.8m (1)	2:15.99	30.00s	31.99s
9	SPOT THE DEVIL	10	91.7m	32.0m (0)	60.0m (0)	2:19.76	31.44s	32.15s

Finish Position and metres gained

First Arrow shows distance gain/loss from 2nd Qtr to 3rd Qtr,
Second Arrow shows distance gain/loss from 3rd Qtr to Finish
Blue arrow indicates best gain in these quarters.

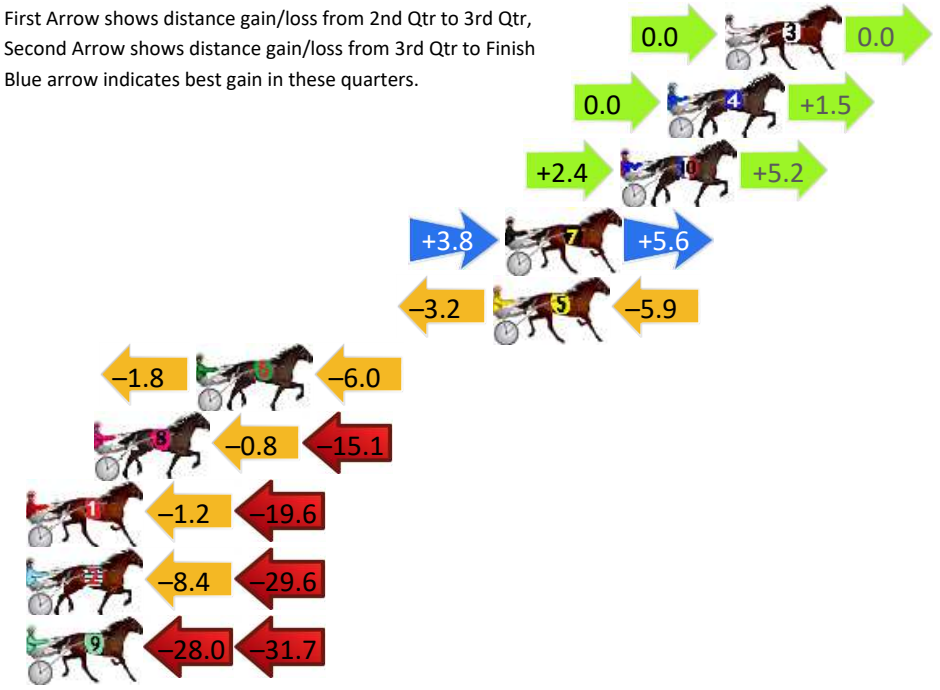



Visual positions in race at 2nd Quarter



Visual positions in race at 3nd Quarter



RISE Digital, Harness Racing Australia nor the provider accepts any responsibility for the completeness or accuracy of any of the information contained herein, and makes no representations about its suitability for any particular purpose. Users should make their own judgements about those matters and/or seek independent advice. You assume all risks associated with use of data provided on this page

Albury Race 2 Distance 1770m

Tuesday, 24 November 2026

Gross Time: 2:12.60 MileRate: 2:00.60 LeadTime: 11.80s First Qtr: 29.80s Second Qtr: 31.20s Third Qtr: 30.20s Fourth Qtr: 29.60s

DATA TABLE: 800 / 400 Posi's are position from leader and (how wide the horse was at that position)

No	Horse	Plc	Mar	800 Posi	400 Posi	Time	3rd Qtr	4th Qt
1	GEORGES WORLD	1	0.0m	0.0m (0)	0.0m (0)	2:12.60	30.20s	29.60s
7	BRACKEN WARRIOR	2	4.1m	4.0m (0)	4.4m (0)	2:12.92	30.23s	29.58s
8	OLLY ODD POTTS	3	6.0m	8.8m (0)	8.4m (1)	2:13.07	30.17s	29.42s
9	CATCH THE SHARK	4	9.0m	12.8m (0)	12.6m (0)	2:13.30	30.18s	29.34s
4	TUFFASOLDBOOTS	5	10.5m	1.2m (1)	3.8m (1)	2:13.41	30.40s	30.09s
2	THATS ME AGAIN	6	13.4m	5.6m (1)	7.8m (2)	2:13.64	30.37s	30.01s
10	MY LINE OF FIRE	7	15.3m	17.2m (0)	17.8m (0)	2:13.79	30.24s	29.42s
3	ROLL THE ACES	8	19.1m	10.0m (1)	13.4m (1)	2:14.08	30.46s	30.02s
6	BARWEN STORM	9	19.8m	14.2m (1)	17.4m (1)	2:14.14	30.44s	29.78s

Finish Position and metres gained

First Arrow shows distance gain/loss from 2nd Qtr to 3rd Qtr,
Second Arrow shows distance gain/loss from 3rd Qtr to Finish
Blue arrow indicates best gain in these quarters.

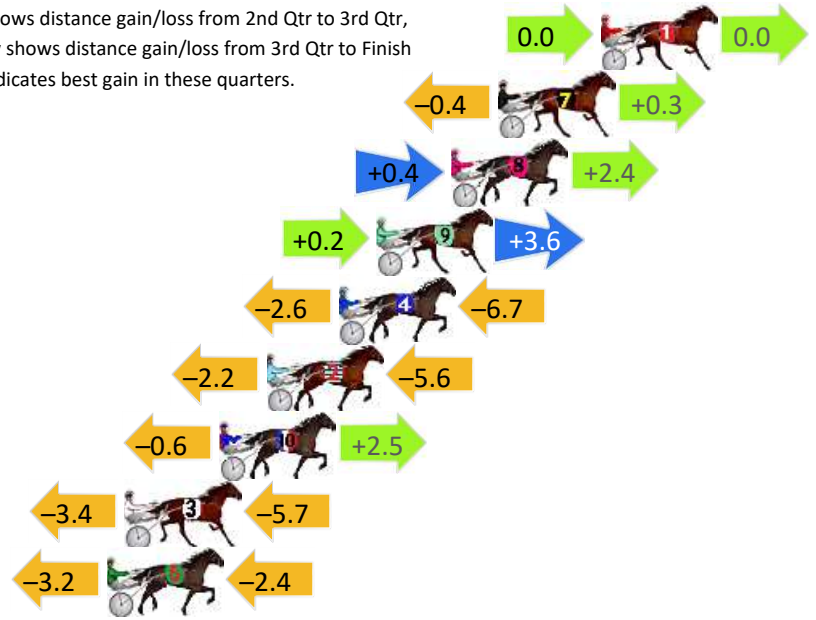



800

Visual positions in race at 2nd Quarter



400

Visual positions in race at 3nd Quarter



RISE Digital, Harness Racing Australia nor the provider accepts any responsibility for the completeness or accuracy of any of the information contained herein, and makes no representations about its suitability for any particular purpose. Users should make their own judgements about those matters and/or seek independent advice. You assume all risks associated with use of data provided on this page

Albury Race 3 Distance 1770m

Tuesday, 24 November 2026

Gross Time: 2:12.10 MileRate: 2:00.10 LeadTime: 11.80s First Qtr: 30.30s Second Qtr: 31.40s Third Qtr: 29.00s Fourth Qtr: 29.60s

DATA TABLE: 800 / 400 Posi's are position from leader and (how wide the horse was at that position)

No	Horse	Plc	Mar	800 Posi	400 Posi	Time	3rd Qtr	4th Qt
3	JILLIBY SAFFRON	1	0.0m	0.0m (0)	0.0m (0)	2:12.10	29.00s	29.60s
7	BETTES BLUE VIOLET	2	1.9m	8.0m (0)	8.4m (0)	2:12.25	29.03s	29.12s
9	ELKA ANGEL	3	2.8m	6.0m (2)	2.2m (2)	2:12.32	28.72s	29.64s
10	MY ULTIMATE FRANCO	4	3.5m	11.2m (1)	13.0m (2)	2:12.37	29.14s	28.90s
1	PIRANI PERFECT	5	4.3m	4.0m (0)	4.0m (0)	2:12.43	29.00s	29.62s
6	UNCLE TREV	6	9.1m	12.0m (0)	13.2m (0)	2:12.81	29.09s	29.30s
8	SMOKIN POCKET	7	16.6m	7.0m (1)	9.7m (1)	2:13.39	29.19s	30.11s
2	FULL OF SPICE	8	21.6m	2.8m (1)	5.4m (1)	2:13.78	29.18s	30.79s
4	KRISTYSGIRL	9	24.7m	12.4m (2)	18.2m (2)	2:14.02	29.42s	30.08s
5	CATIES SON	10	97.0m	42.0m (0)	65.0m (0)	2:19.63	30.65s	31.95s

Finish Position and metres gained

First Arrow shows distance gain/loss from 2nd Qtr to 3rd Qtr,
Second Arrow shows distance gain/loss from 3rd Qtr to Finish
Blue arrow indicates best gain in these quarters.

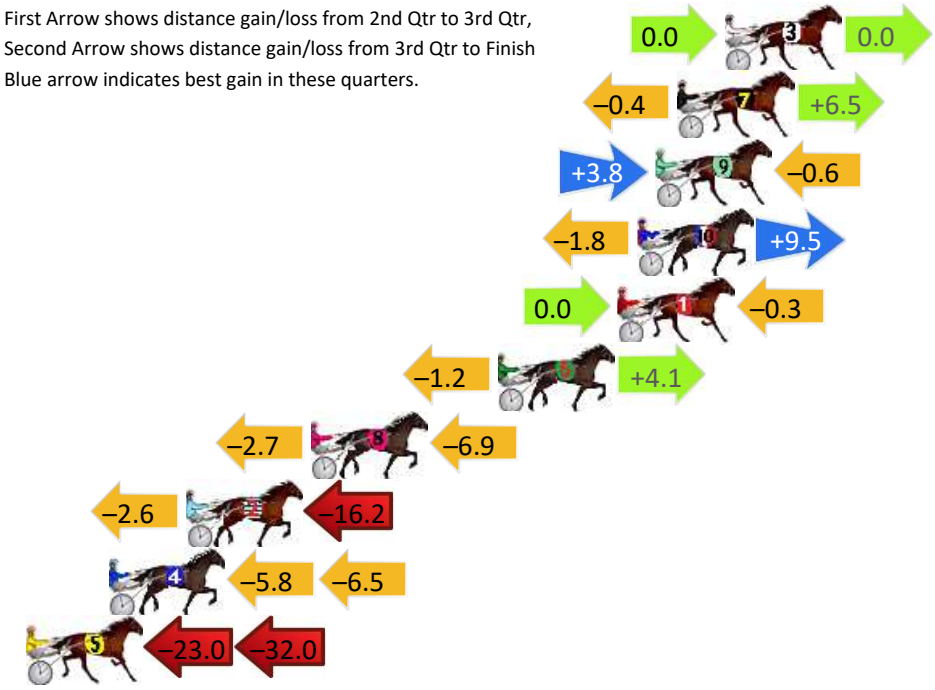



Visual positions in race at 2nd Quarter



Visual positions in race at 3nd Quarter



RISE Digital, Harness Racing Australia nor the provider accepts any responsibility for the completeness or accuracy of any of the information contained herein, and makes no representations about its suitability for any particular purpose. Users should make their own judgements about those matters and/or seek independent advice. You assume all risks associated with use of data provided on this page

Albury Race 4 Distance 1770m

Tuesday, 24 November 2026

Gross Time: 2:12.60 MileRate: 2:00.60 LeadTime: 12.30s First Qtr: 29.10s Second Qtr: 29.80s Third Qtr: 29.90s Fourth Qtr: 31.50s

DATA TABLE: 800 / 400 Posi's are position from leader and (how wide the horse was at that position)

No	Horse	Plc	Mar	800 Posi	400 Posi	Time	3rd Qtr	4th Qt
2	RAKADEAKS	1	0.0m	0.0m (0)	0.0m (0)	2:12.60	29.90s	31.50s
3	KRAKEY	2	0.4m	3.2m (1)	3.4m (1)	2:12.63	29.92s	31.27s
1	BIDGEE BABE	3	7.5m	12.8m (0)	11.4m (1)	2:13.22	29.80s	31.19s
10	DIDNT I	4	7.8m	18.2m (0)	15.4m (0)	2:13.24	29.70s	30.90s
9	THE DEMOCRAT	5	9.5m	7.4m (1)	7.0m (0)	2:13.38	29.86s	31.70s
5	LUVERBOY	6	10.1m	17.4m (1)	17.2m (1)	2:13.43	29.90s	30.94s
7	HES A TERROR	7	11.8m	12.8m (1)	13.8m (2)	2:13.57	29.98s	31.34s
4	SARA TA SLOY	8	21.4m	21.4m (1)	20.0m (2)	2:14.36	29.79s	31.61s
6	CRESCO THREEPEAT	9	34.9m	24.8m (0)	22.4m (0)	2:15.47	29.69s	32.48s
8	FEAR THE MISSUS	10	89.5m	5.4m (0)	11.4m (0)	2:19.97	30.20s	37.62s

Finish Position and metres gained

First Arrow shows distance gain/loss from 2nd Qtr to 3rd Qtr,
Second Arrow shows distance gain/loss from 3rd Qtr to Finish
Blue arrow indicates best gain in these quarters.

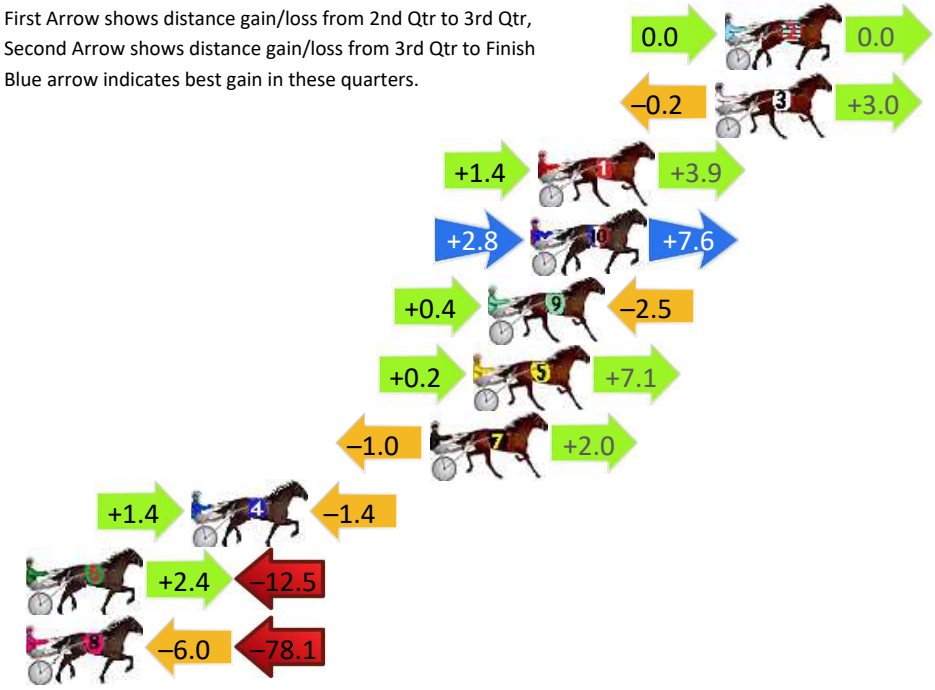



800

Visual positions in race at 2nd Quarter



400

Visual positions in race at 3nd Quarter



RISE Digital, Harness Racing Australia nor the provider accepts any responsibility for the completeness or accuracy of any of the information contained herein, and makes no representations about its suitability for any particular purpose. Users should make their own judgements about those matters and/or seek independent advice. You assume all risks associated with use of data provided on this page

Albury Race 5 Distance 1770m

Tuesday, 24 November 2026

Gross Time: 2:15.70 MileRate: 2:03.30 LeadTime: 12.10s First Qtr: 31.40s Second Qtr: 32.00s Third Qtr: 29.30s Fourth Qtr: 30.90s

DATA TABLE: 800 / 400 Posi's are position from leader and (how wide the horse was at that position)

No	Horse	Plc	Mar	800 Posi	400 Posi	Time	3rd Qtr	4th Qt
2	NIFTY AMBITION	1	0.0m	0.0m (0)	0.0m (0)	2:15.70	29.30s	30.90s
1	OUR GIRL ECHO	2	4.0m	4.6m (0)	7.0m (0)	2:16.02	29.49s	30.67s
10	VILLAGE AREA	3	6.7m	15.8m (1)	5.8m (2)	2:16.24	28.55s	30.97s
9	IVE AN IDEA	4	7.3m	10.8m (1)	10.0m (2)	2:16.29	29.25s	30.69s
8	STARS ABROAD	5	11.5m	6.2m (1)	7.8m (1)	2:16.63	29.41s	31.18s
3	ROLL PLAY	6	14.2m	2.0m (1)	3.8m (1)	2:16.85	29.41s	31.70s
4	MAISIELOUISA	7	15.7m	18.0m (0)	16.6m (1)	2:16.97	29.20s	30.83s
7	SPORTS LINER	8	18.3m	9.0m (0)	11.8m (0)	2:17.18	29.50s	31.40s
5	ALL SO SASSY	9	24.2m	20.2m (1)	21.0m (1)	2:17.66	29.35s	31.15s
6	MY DARLING DANCER	10	215.3m	13.2m (0)	14.6m (2)	2:33.10	29.01s	46.32s

Finish Position and metres gained

First Arrow shows distance gain/loss from 2nd Qtr to 3rd Qtr,
Second Arrow shows distance gain/loss from 3rd Qtr to Finish
Blue arrow indicates best gain in these quarters.





800

Visual positions in race at 2nd Quarter



400

Visual positions in race at 3nd Quarter

PJ Data
PJ Harness App — New Release
Analyse harness racing anywhere, anytime.
Register Now — Try for Free!
www.pjdata.com.au

RISE Digital, Harness Racing Australia nor the provider accepts any responsibility for the completeness or accuracy of any of the information contained herein, and makes no representations about its suitability for any particular purpose. Users should make their own judgements about those matters and/or seek independent advice. You assume all risks associated with use of data provided on this page

Albury Race 6 Distance 1770m

Tuesday, 24 November 2026

Gross Time: 2:14.40 MileRate: 2:02.20 LeadTime: 12.30s First Qtr: 30.00s Second Qtr: 29.50s Third Qtr: 30.30s Fourth Qtr: 32.30s

DATA TABLE: 800 / 400 Posi's are position from leader and (how wide the horse was at that position)

No	Horse	Plc	Mar	800 Posi	400 Posi	Time	3rd Qtr	4th Qt
3	OLE CHESTER	1	0.0m	0.0m (0)	0.0m (0)	2:14.40	30.30s	32.30s
9	PEAKSART	2	0.8m	18.8m (0)	14.2m (0)	2:14.47	29.98s	31.22s
1	NIFTY SCHOOBEE	3	9.1m	5.4m (0)	4.8m (0)	2:15.17	30.24s	32.65s
7	CHARGING BULL	4	11.1m	14.4m (0)	14.2m (2)	2:15.34	30.29s	32.05s
10	JUNGLE SHARK	5	16.0m	18.4m (1)	19.8m (2)	2:15.75	30.42s	31.99s
2	ARKLOW	6	18.8m	9.6m (0)	9.8m (1)	2:15.98	30.29s	33.02s
6	GLENBURNS WATERS	7	20.9m	30.4m (1)	23.8m (1)	2:16.16	29.79s	32.07s
4	KEAYANG ALEX	8	23.3m	26.8m (0)	23.6m (0)	2:16.36	30.05s	32.28s
5	SHOOBEES SUNSET	9	24.5m	26.0m (1)	24.2m (2)	2:16.47	30.16s	32.32s
8	MODERN SHEEN	10	31.0m	13.6m (1)	19.0m (1)	2:17.01	30.69s	33.26s

Finish Position and metres gained

First Arrow shows distance gain/loss from 2nd Qtr to 3rd Qtr,
Second Arrow shows distance gain/loss from 3rd Qtr to Finish
Blue arrow indicates best gain in these quarters.

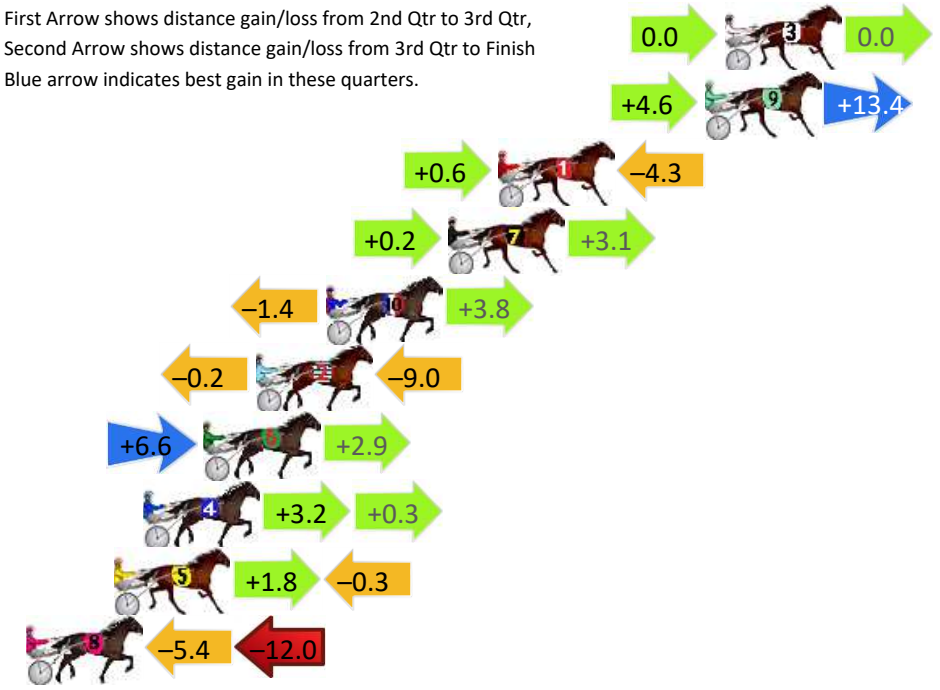



Visual positions in race at 2nd Quarter



Visual positions in race at 3nd Quarter



RISE Digital, Harness Racing Australia nor the provider accepts any responsibility for the completeness or accuracy of any of the information contained herein, and makes no representations about its suitability for any particular purpose. Users should make their own judgements about those matters and/or seek independent advice. You assume all risks associated with use of data provided on this page

Albury Race 7 Distance 1770m

Tuesday, 24 November 2026

Gross Time: 2:12.60 MileRate: 2:00.50 LeadTime: 11.90s First Qtr: 29.40s Second Qtr: 31.90s Third Qtr: 29.60s Fourth Qtr: 29.80s

DATA TABLE: 800 / 400 Posi's are position from leader and (how wide the horse was at that position)

No	Horse	Plc	Mar	800 Posi	400 Posi	Time	3rd Qtr	4th Qt
11	TOUCH OF REALITY	1	0.0m	10.8m (1)	4.0m (2)	2:12.60	29.10s	29.50s
7	IDEAL LILLY	2	0.5m	4.4m (0)	2.6m (1)	2:12.64	29.47s	29.64s
9	ELLIANA	3	14.7m	14.8m (1)	14.6m (2)	2:13.75	29.59s	29.81s
5	STRINGER LASS	4	14.9m	9.0m (0)	7.0m (0)	2:13.76	29.45s	30.39s
3	ALL GUSSIED UP	5	16.6m	6.6m (1)	7.8m (1)	2:13.90	29.69s	30.45s
6	TOLLSA KING	6	25.7m	18.8m (1)	17.2m (3)	2:14.61	29.48s	30.43s
1	OUR MAJOR BREW	7	29.7m	0.0m (0)	0.0m (0)	2:14.92	29.59s	32.00s
8	SWEET GRACIE LOU	8	30.6m	16.6m (0)	15.6m (0)	2:14.99	29.52s	30.91s
10	SHORTNSASSY	9	78.0m	23.0m (0)	30.0m (0)	2:18.69	30.10s	33.36s
2	WILLSACE	10	79.7m	2.2m (1)	14.8m (1)	2:18.82	30.51s	34.61s

Finish Position and metres gained

First Arrow shows distance gain/loss from 2nd Qtr to 3rd Qtr,
Second Arrow shows distance gain/loss from 3rd Qtr to Finish
Blue arrow indicates best gain in these quarters.

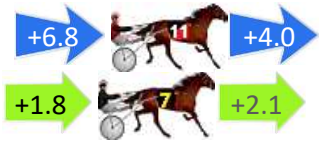

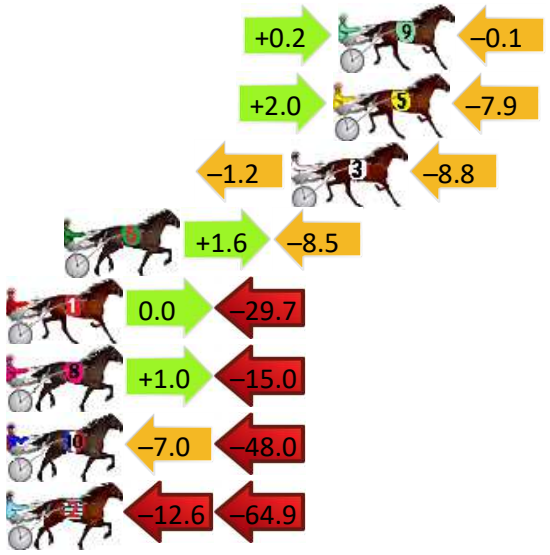



800

Visual positions in race at 2nd Quarter



400

Visual positions in race at 3nd Quarter

PJ Data
PJ Harness App — New Release
Analyse harness racing anywhere, anytime.
Register Now — Try for Free!
www.pjdata.com.au

RISE Digital, Harness Racing Australia nor the provider accepts any responsibility for the completeness or accuracy of any of the information contained herein, and makes no representations about its suitability for any particular purpose. Users should make their own judgements about those matters and/or seek independent advice. You assume all risks associated with use of data provided on this page

Albury Race 8 Distance 1770m

Tuesday, 24 November 2026

Gross Time: 2:15.20 MileRate: 2:02.90 LeadTime: 12.00s First Qtr: 31.80s Second Qtr: 32.50s Third Qtr: 30.50s Fourth Qtr: 28.40s

DATA TABLE: 800 / 400 Posi's are position from leader and (how wide the horse was at that position)

No	Horse	Plc	Mar	800 Posi	400 Posi	Time	3rd Qtr	4th Qt
3	LOCHINVAR CHANDON	1	0.0m	0.0m (0)	0.0m (0)	2:15.20	30.50s	28.40s
1	FLYING JACKIE	2	0.8m	5.6m (0)	4.0m (0)	2:15.26	30.37s	28.17s
9	BLAKE TREVOR	3	3.7m	1.4m (1)	0.4m (1)	2:15.48	30.44s	28.63s
11	JASPER JAY	4	18.5m	18.6m (1)	14.6m (2)	2:16.58	30.22s	28.68s
6	MACHETE RANGER	5	21.3m	5.6m (1)	5.6m (1)	2:16.79	30.54s	29.51s
4	PERRYMAN	6	22.0m	10.2m (1)	3.6m (2)	2:16.84	30.06s	29.70s
10	CUSTOMBUILT	7	26.4m	13.6m (0)	15.0m (1)	2:17.17	30.63s	29.20s
5	EVERY CENT COUNTS	8	31.9m	19.2m (0)	22.4m (1)	2:17.58	30.76s	29.07s
2	BREAKING NEWS	9	32.7m	14.6m (1)	10.6m (1)	2:17.64	30.26s	29.96s
7	NOVIG	10	39.2m	9.4m (0)	10.8m (0)	2:18.12	30.68s	30.41s

Finish Position and metres gained

First Arrow shows distance gain/loss from 2nd Qtr to 3rd Qtr,
Second Arrow shows distance gain/loss from 3rd Qtr to Finish
Blue arrow indicates best gain in these quarters.

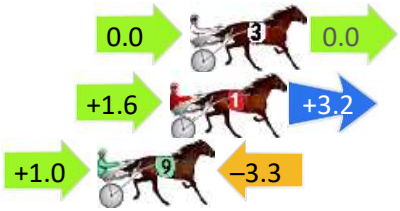

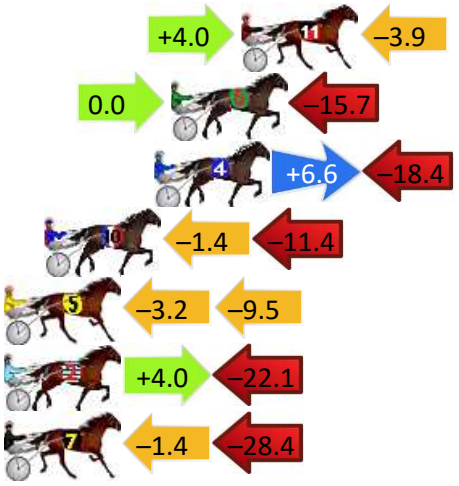



800

Visual positions in race at 2nd Quarter



400

Visual positions in race at 3nd Quarter



RISE Digital, Harness Racing Australia nor the provider accepts any responsibility for the completeness or accuracy of any of the information contained herein, and makes no representations about its suitability for any particular purpose. Users should make their own judgements about those matters and/or seek independent advice. You assume all risks associated with use of data provided on this page

Albury Race 9 Distance 1770m

Tuesday, 24 November 2026

Gross Time: 2:17.70 MileRate: 2:05.20 LeadTime: 11.80s First Qtr: 32.30s Second Qtr: 32.80s Third Qtr: 30.10s Fourth Qtr: 30.70s

DATA TABLE: 800 / 400 Posi's are position from leader and (how wide the horse was at that position)

No	Horse	Plc	Mar	800 Posi	400 Posi	Time	3rd Qtr	4th Qt
4	JOLTED LOVER	1	0.0m	2.8m (1)	0.0m (0)	2:17.70	29.89s	30.70s
1	TINNYSMEDAD	2	2.9m	8.4m (0)	12.2m (1)	2:17.93	30.39s	29.99s
6	GLAMOUR FOX	3	3.5m	16.0m (2)	3.0m (1)	2:17.98	29.12s	30.74s
8	COMPLICATED	4	15.3m	7.6m (1)	8.4m (1)	2:18.93	30.16s	31.23s
5	ROCKIN CHARMER	5	19.4m	16.6m (1)	18.2m (1)	2:19.26	30.22s	30.79s
3	OKTOLOVE	6	20.9m	4.4m (0)	16.6m (0)	2:19.38	31.02s	31.03s
7	HARTNETT	7	29.2m	12.8m (0)	21.4m (0)	2:20.05	30.74s	31.30s
9	NIXSUN	8	31.6m	12.6m (1)	11.4m (2)	2:20.24	29.99s	32.24s
10	CRACKER MISS	9	32.7m	17.8m (0)	24.0m (1)	2:20.33	30.56s	31.36s
2	DEADLINE	10	73.1m	0.0m (0)	12.0m (0)	2:23.57	30.96s	35.36s

Finish Position and metres gained

First Arrow shows distance gain/loss from 2nd Qtr to 3rd Qtr,
Second Arrow shows distance gain/loss from 3rd Qtr to Finish
Blue arrow indicates best gain in these quarters.

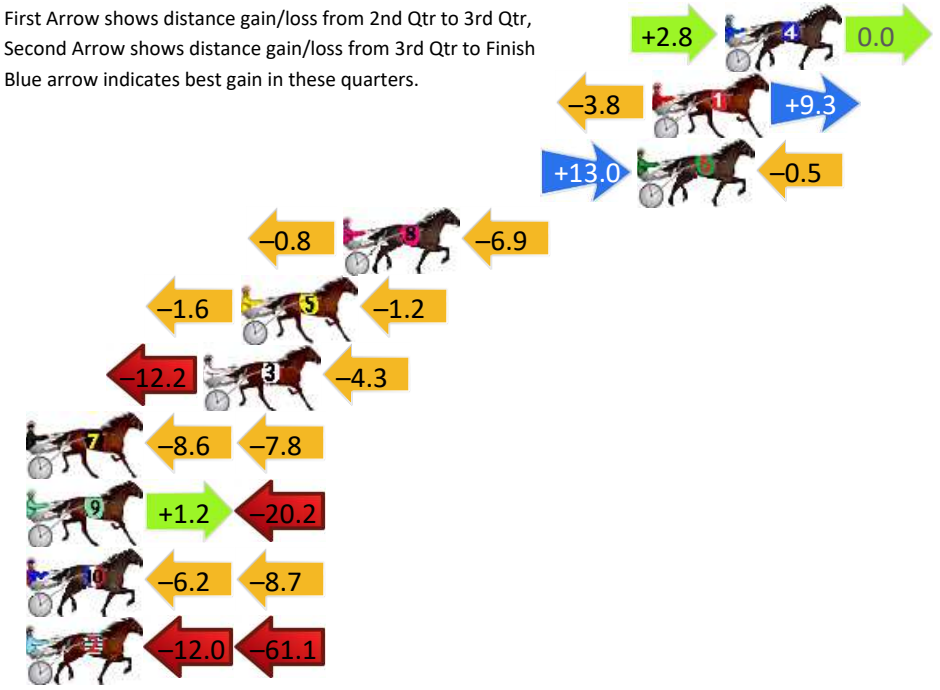



800

Visual positions in race at 2nd Quarter



400

Visual positions in race at 3nd Quarter



RISE Digital, Harness Racing Australia nor the provider accepts any responsibility for the completeness or accuracy of any of the information contained herein, and makes no representations about its suitability for any particular purpose. Users should make their own judgements about those matters and/or seek independent advice. You assume all risks associated with use of data provided on this page

Albury Race 10 Distance 1770m

Tuesday, 24 November 2026

Gross Time: 2:15.90 MileRate: 2:03.50 LeadTime: 13.10s First Qtr: 31.80s Second Qtr: 31.40s Third Qtr: 29.50s Fourth Qtr: 30.10s

DATA TABLE: 800 / 400 Posi's are position from leader and (how wide the horse was at that position)

No	Horse	Plc	Mar	800 Posi	400 Posi	Time	3rd Qtr	4th Qt
4	RUSTY MUDSHARK	1	0.0m	0.0m (0)	0.0m (0)	2:15.90	29.50s	30.10s
8	TRIPLE THREAT	2	22.7m	8.6m (1)	10.2m (1)	2:17.69	29.61s	31.04s
7	CRESCO THUNDASTRUK	3	26.2m	8.4m (0)	11.8m (0)	2:17.97	29.74s	31.18s
2	KING OF WAMBOYNE	4	26.4m	3.2m (1)	5.2m (1)	2:17.98	29.63s	31.69s
3	THROWDOWN HOEDOWN	5	27.2m	17.6m (0)	20.4m (1)	2:18.04	29.70s	30.61s
6	UNDENIABLY NEEDY	6	30.8m	3.4m (2)	6.6m (2)	2:18.33	29.72s	31.91s
5	STEVOSDELIGHT	7	40.6m	14.8m (1)	14.8m (1)	2:19.10	29.48s	32.03s
1	HY LEESTRUNG	8	41.6m	4.0m (0)	6.2m (0)	2:19.18	29.64s	32.75s
10	JUDES WATCHING	9	71.0m	13.2m (0)	27.4m (1)	2:21.50	30.52s	33.36s

Finish Position and metres gained

First Arrow shows distance gain/loss from 2nd Qtr to 3rd Qtr,
Second Arrow shows distance gain/loss from 3rd Qtr to Finish
Blue arrow indicates best gain in these quarters





800

Visual positions in race at 2nd Quarter



400

Visual positions in race at 3nd Quarter



RISE Digital, Harness Racing Australia nor the provider accepts any responsibility for the completeness or accuracy of any of the information contained herein, and makes no representations about its suitability for any particular purpose. Users should make their own judgements about those matters and/or seek independent advice. You assume all risks associated with use of data provided on this page