Bathurst Race 1 Distance 1730m

Wednesday, 25 November 2026

Gross Time: 2:06.10 MileRate: 1:57.30 LeadTime: 8.40s First Qtr: 29.40s Second Qtr: 30.50s Third Qtr: 29.50s Fourth Qtr: 28.30s

DATA TABLE: 800 / 400 Posi's are position from leader and (how wide the horse was at that position)

No	Horse	Plc	Mar	800 Posi	400 Posi	Time	3rd Qtr	4th Qt
3	THE ROGUE I AM	1	0.0m	0.0m (0)	0.0m (0)	2:06.10	29.50s	28.30s
9	IMPERMISSIBLE	2	4.3m	3.8m (0)	4.2m (0)	2:06.42	29.52s	28.32s
5	SHE THE DEVIL	3	6.1m	15.4m (1)	7.8m (2)	2:06.55	28.93s	28.19s
7	FLASH AZARAT	4	7.5m	12.8m (0)	13.1m (0)	2:06.66	29.50s	27.92s
2	NOSAER	5	7.8m	6.7m (1)	6.7m (1)	2:06.68	29.49s	28.40s
8	SMOOTH EURO	6	8.6m	17.5m (0)	12.0m (2)	2:06.74	29.08s	28.08s
6	SMOOTH CHAKRA	7	9.5m	10.8m (1)	10.9m (1)	2:06.81	29.49s	28.23s
4	MAN MOUNTAIN	8	11.8m	2.1m (1)	2.0m (1)	2:06.98	29.49s	29.04s
10	MULLUM GUIDO	9	33.2m	7.9m (0)	8.6m (0)	2:08.57	29.54s	30.15s
1	UNCLE SPORTY	10	209.6m	119.5m (0)	138.9m (0)	2:21.68	30.72s	33.90s

Finish Position and metres gained

First Arrow shows distance gain/loss from 2nd Qtr to 3rd Qtr,
Second Arrow shows distance gain/loss from 3rd Qtr to Finish
Blue arrow indicates best gain in these quarters.

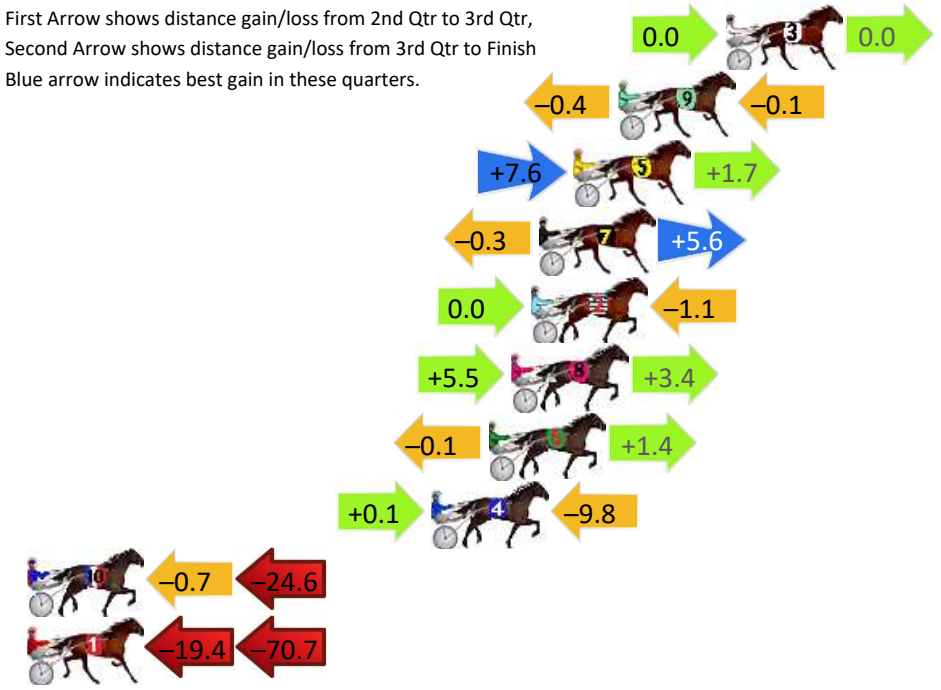







RISE Digital, Harness Racing Australia nor the provider accepts any responsibility for the completeness or accuracy of any of the information contained herein, and makes no representations about its suitability for any particular purpose. Users should make their own judgements about those matters and/or seek independent advice. You assume all risks associated with use of data provided on this page

Bathurst Race 2 Distance 1730m

Wednesday, 25 November 2026

Gross Time: 2:05.60 MileRate: 1:56.90 LeadTime: 8.40s First Qtr: 28.40s Second Qtr: 30.30s Third Qtr: 28.60s Fourth Qtr: 29.90s

DATA TABLE: 800 / 400 Posi's are position from leader and (how wide the horse was at that position)

No	Horse	Plc	Mar	800 Posi	400 Posi	Time	3rd Qtr	4th Qt
7	TALK TO LEXY	1	0.0m	11.4m (1)	6.9m (1)	2:05.60	28.29s	29.40s
2	PROMISING MAN	2	1.8m	5.1m (0)	4.7m (0)	2:05.74	28.58s	29.70s
3	BOPPER	3	3.6m	9.3m (0)	8.5m (0)	2:05.88	28.56s	29.56s
6	DARK MIRACLE	4	3.9m	0.0m (0)	0.0m (0)	2:05.91	28.60s	30.21s
11	WHERESWALLY	5	5.0m	16.5m (1)	11.8m (1)	2:05.99	28.29s	29.43s
9	KARINYA SOPHIE	6	5.9m	14.1m (0)	12.9m (0)	2:06.06	28.54s	29.42s
10	KARINYA ROCKY	7	8.1m	6.6m (1)	2.2m (2)	2:06.23	28.29s	30.37s
8	SATELLITE ART	8	21.8m	2.1m (1)	0.3m (1)	2:07.31	28.47s	31.59s
5	PORCUPINE CREEK	9	191.0m	112.0m (0)	127.1m (0)	2:20.56	29.88s	35.62s

Finish Position and metres gained

First Arrow shows distance gain/loss from 2nd Qtr to 3rd Qtr,
Second Arrow shows distance gain/loss from 3rd Qtr to Finish
Blue arrow indicates best gain in these quarters.

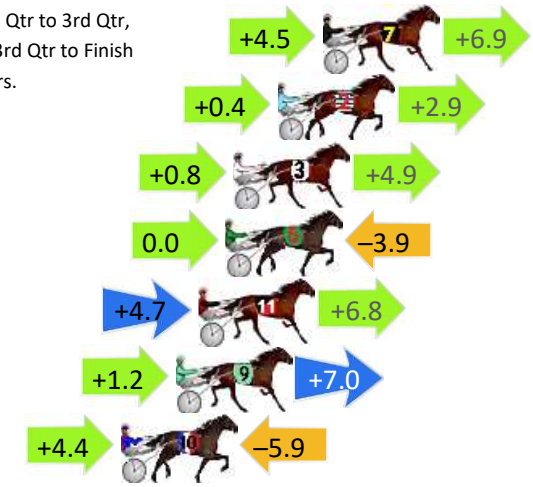



Visual positions in race at 2nd Quarter



Visual positions in race at 3nd Quarter



RISE Digital, Harness Racing Australia nor the provider accepts any responsibility for the completeness or accuracy of any of the information contained herein, and makes no representations about its suitability for any particular purpose. Users should make their own judgements about those matters and/or seek independent advice. You assume all risks associated with use of data provided on this page

Bathurst Race 3 Distance 1730m

Wednesday, 25 November 2026

Gross Time: 2:05.60 MileRate: 1:56.80 LeadTime: 8.00s First Qtr: 29.90s Second Qtr: 30.80s Third Qtr: 28.20s Fourth Qtr: 28.70s

DATA TABLE: 800 / 400 Posi's are position from leader and (how wide the horse was at that position)

No	Horse	Plc	Mar	800 Posi	400 Posi	Time	3rd Qtr	4th Qt
4	BETTOR KEPPEL	1	0.0m	1.9m (1)	0.9m (1)	2:05.60	28.13s	28.64s
3	IM DESIRABLE	2	3.2m	10.4m (1)	9.9m (1)	2:05.84	28.17s	28.24s
5	VAMOS	3	3.4m	6.4m (1)	5.7m (1)	2:05.86	28.15s	28.56s
2	DUFFY HOLLOW	4	3.9m	0.0m (0)	0.0m (0)	2:05.89	28.20s	28.99s
6	BETTORS HOPE	5	4.2m	14.7m (1)	13.9m (1)	2:05.92	28.15s	28.04s
9	TENMINUTES	6	4.4m	8.9m (0)	8.2m (0)	2:05.93	28.16s	28.45s
1	RIVIERE	7	4.8m	4.6m (0)	4.3m (0)	2:05.96	28.18s	28.76s
8	STUDLEIGH PUNTER	8	7.6m	13.1m (0)	12.7m (0)	2:06.17	28.18s	28.37s
7	SAINT VERAN	9	8.0m	18.7m (1)	18.1m (1)	2:06.20	28.17s	28.02s
10	FIRESTORM RED	10	126.3m	75.6m (0)	83.7m (0)	2:15.12	28.82s	32.30s

Finish Position and metres gained

First Arrow shows distance gain/loss from 2nd Qtr to 3rd Qtr,
Second Arrow shows distance gain/loss from 3rd Qtr to Finish
Blue arrow indicates best gain in these quarters.







Visual positions in race at 2nd Quarter



Visual positions in race at 3nd Quarter



RISE Digital, Harness Racing Australia nor the provider accepts any responsibility for the completeness or accuracy of any of the information contained herein, and makes no representations about its suitability for any particular purpose. Users should make their own judgements about those matters and/or seek independent advice. You assume all risks associated with use of data provided on this page

Bathurst Race 4 Distance 2260m

Wednesday, 25 November 2026

Gross Time: 2:44.70 MileRate: 1:57.30 LeadTime: 49.10s First Qtr: 30.00s Second Qtr: 29.90s Third Qtr: 27.40s Fourth Qtr: 28.30s

DATA TABLE: 800 / 400 Posi's are position from leader and (how wide the horse was at that position)

No	Horse	Plc	Mar	800 Posi	400 Posi	Time	3rd Qtr	4th Qt
1	RIKIBREAL	1	0.0m	0.0m (0)	0.0m (0)	2:44.70	27.40s	28.30s
9	HUNTER SHANNON	2	6.6m	4.4m (0)	6.1m (0)	2:45.19	27.52s	28.37s
3	THE SWIFT ONE	3	9.0m	6.6m (1)	9.0m (1)	2:45.37	27.57s	28.35s
4	TASBMIKI	4	14.8m	13.2m (0)	14.7m (0)	2:45.80	27.52s	28.38s
6	SHAZADELE	5	15.1m	17.6m (0)	19.4m (0)	2:45.82	27.54s	28.08s
10	GLENEAGLE RULER	6	15.6m	2.2m (1)	4.6m (1)	2:45.86	27.57s	29.14s
2	SWEET NATE	7	15.9m	8.5m (0)	10.4m (0)	2:45.88	27.54s	28.76s
8	ALWAYSBMYPONY	8	19.4m	20.1m (1)	22.5m (1)	2:46.14	27.59s	28.18s
7	BEACHRIDE	9	22.8m	15.7m (1)	18.5m (1)	2:46.40	27.61s	28.72s
5	GRAYSON RED	10	25.9m	11.3m (1)	13.9m (1)	2:46.63	27.59s	29.27s

Finish Position and metres gained

First Arrow shows distance gain/loss from 2nd Qtr to 3rd Qtr,
Second Arrow shows distance gain/loss from 3rd Qtr to Finish
Blue arrow indicates best gain in these quarters.





800

Visual positions in race at 2nd Quarter



400

Visual positions in race at 3nd Quarter



RISE Digital, Harness Racing Australia nor the provider accepts any responsibility for the completeness or accuracy of any of the information contained herein, and makes no representations about its suitability for any particular purpose. Users should make their own judgements about those matters and/or seek independent advice. You assume all risks associated with use of data provided on this page

Bathurst Race 5 Distance 1730m

Wednesday, 25 November 2026

Gross Time: 2:04.90 MileRate: 1:56.20 LeadTime: 8.20s First Qtr: 27.50s Second Qtr: 31.40s Third Qtr: 28.00s Fourth Qtr: 29.80s

DATA TABLE: 800 / 400 Posi's are position from leader and (how wide the horse was at that position)

No	Horse	Plc	Mar	800 Posi	400 Posi	Time	3rd Qtr	4th Qt
1	CLASSIC BEESMACK	1	0.0m	8.9m (0)	11.4m (0)	2:04.90	28.20s	28.98s
5	ZACHARY SHANNON	2	6.0m	0.0m (0)	0.0m (0)	2:05.37	28.00s	30.27s
7	THE SAMURAI	3	7.2m	18.0m (1)	16.7m (2)	2:05.46	27.95s	29.16s
6	STAY STYLISH	4	8.9m	2.7m (1)	1.1m (1)	2:05.59	27.89s	30.41s
2	BABLING BABLING	5	10.0m	8.1m (1)	7.8m (1)	2:05.68	28.00s	30.02s
10	OCEAN KING	6	14.1m	13.1m (1)	12.0m (2)	2:06.00	27.95s	30.04s
8	WINDY HILL LUCY	7	14.9m	23.7m (1)	23.4m (2)	2:06.06	28.03s	29.28s
3	DESTINATION UNKNOWN	8	28.6m	20.1m (0)	22.8m (1)	2:07.13	28.24s	30.39s
4	IM STARVING	9	51.4m	4.5m (0)	7.2m (0)	2:08.91	28.21s	33.29s
9	IM HERE TO PARTY	10	54.1m	15.2m (0)	22.3m (0)	2:09.12	28.54s	32.42s

Finish Position and metres gained

First Arrow shows distance gain/loss from 2nd Qtr to 3rd Qtr,
Second Arrow shows distance gain/loss from 3rd Qtr to Finish
Blue arrow indicates best gain in these quarters.





Visual positions in race at 2nd Quarter

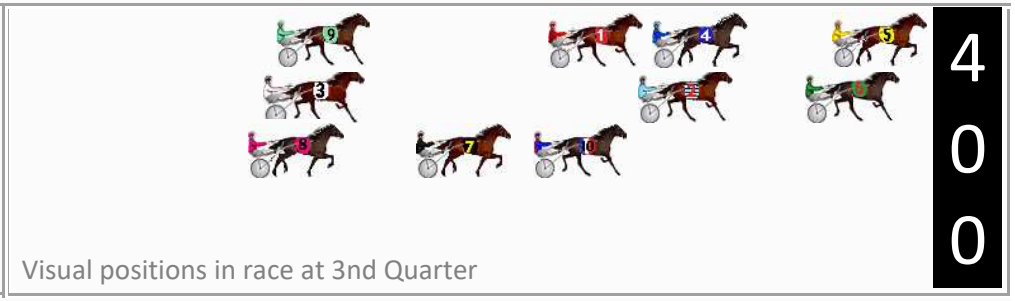

Visual positions in race at 3nd Quarter



RISE Digital, Harness Racing Australia nor the provider accepts any responsibility for the completeness or accuracy of any of the information contained herein, and makes no representations about its suitability for any particular purpose. Users should make their own judgements about those matters and/or seek independent advice. You assume all risks associated with use of data provided on this page

Bathurst Race 6 Distance 2260m

Wednesday, 25 November 2026

Gross Time: 2:49.70 MileRate: 2:00.80 LeadTime: 49.60s First Qtr: 31.60s Second Qtr: 30.60s Third Qtr: 28.60s Fourth Qtr: 29.30s

DATA TABLE: 800 / 400 Posi's are position from leader and (how wide the horse was at that position)

No	Horse	Plc	Mar	800 Posi	400 Posi	Time	3rd Qtr	4th Qt
1	THE HANDSOME ONE	1	0.0m	8.4m (0)	8.6m (0)	2:49.70	28.62s	28.68s
2	RIVERINA FLASH	2	2.8m	4.2m (0)	4.5m (0)	2:49.92	28.62s	29.20s
7	TACTICAL ILLUSION	3	4.2m	17.5m (0)	16.7m (0)	2:50.02	28.56s	28.42s
8	TULHURST TIMMY	4	6.3m	19.3m (1)	16.7m (1)	2:50.18	28.43s	28.58s
4	MAGIC MATTEO	5	7.3m	0.0m (0)	0.0m (0)	2:50.26	28.60s	29.86s
9	WATTOSBLAZEOFGLORY	6	9.4m	13.2m (0)	12.8m (0)	2:50.42	28.58s	29.10s
6	STAY STRONG	7	11.0m	22.5m (0)	21.1m (1)	2:50.55	28.52s	28.63s
3	HOOKED ON WINNING	8	12.6m	14.5m (1)	12.0m (1)	2:50.67	28.43s	29.41s
5	TULHURST PEBBLES	9	15.6m	4.4m (1)	2.8m (1)	2:50.90	28.49s	30.30s
10	ABSOLUTE WEAPON	10	18.4m	9.4m (1)	7.2m (1)	2:51.11	28.45s	30.19s

Finish Position and metres gained

First Arrow shows distance gain/loss from 2nd Qtr to 3rd Qtr,
Second Arrow shows distance gain/loss from 3rd Qtr to Finish
Blue arrow indicates best gain in these quarters.





800

Visual positions in race at 2nd Quarter



400

Visual positions in race at 3nd Quarter



RISE Digital, Harness Racing Australia nor the provider accepts any responsibility for the completeness or accuracy of any of the information contained herein, and makes no representations about its suitability for any particular purpose. Users should make their own judgements about those matters and/or seek independent advice. You assume all risks associated with use of data provided on this page

Bathurst Race 7 Distance 2260m

Wednesday, 25 November 2026

Gross Time: 2:48.90 MileRate: 2:00.30 LeadTime: 46.50s First Qtr: 31.20s Second Qtr: 30.90s Third Qtr: 30.20s Fourth Qtr: 30.10s

DATA TABLE: 800 / 400 Posi's are position from leader and (how wide the horse was at that position)

No	Horse	Plc	Mar	800 Posi	400 Posi	Time	3rd Qtr	4th Qt
5	CALM REASON	1	0.0m	18.8m (1)	19.8m (3)	2:48.90	30.27s	28.62s
4	WINDY HILL WHISKEY	2	0.4m	0.0m (0)	0.0m (0)	2:48.93	30.20s	30.13s
3	LAST FLITE	3	5.8m	4.0m (0)	4.3m (0)	2:49.36	30.22s	30.24s
6	MILLWOOD MIKI	4	6.4m	2.3m (1)	1.6m (1)	2:49.40	30.15s	30.48s
10	MEANT TO BE SLOY	5	14.6m	14.5m (1)	18.2m (2)	2:50.05	30.47s	29.89s
1	ROOBEE	6	16.3m	8.4m (0)	10.1m (0)	2:50.18	30.33s	30.62s
7	JUDAH	7	17.8m	12.8m (0)	14.4m (0)	2:50.30	30.32s	30.42s
9	IM NO STRANGER	8	20.5m	10.8m (1)	14.2m (1)	2:50.52	30.45s	30.66s
2	LOOKOUT	9	52.5m	6.5m (1)	9.6m (1)	2:53.04	30.43s	33.52s
8	TULHURST MAUREEN	10	62.5m	17.3m (0)	19.8m (1)	2:53.83	30.38s	33.55s

Finish Position and metres gained

First Arrow shows distance gain/loss from 2nd Qtr to 3rd Qtr,
Second Arrow shows distance gain/loss from 3rd Qtr to Finish
Blue arrow indicates best gain in these quarters.





800

Visual positions in race at 2nd Quarter



400

Visual positions in race at 3nd Quarter

PJ Data
PJ Harness App — New Release
Analyse harness racing anywhere, anytime.
Register Now — Try for Free!
www.pjdata.com.au

RISE Digital, Harness Racing Australia nor the provider accepts any responsibility for the completeness or accuracy of any of the information contained herein, and makes no representations about its suitability for any particular purpose. Users should make their own judgements about those matters and/or seek independent advice. You assume all risks associated with use of data provided on this page

Bathurst Race 8 Distance 2260m

Wednesday, 25 November 2026

Gross Time: 2:50.70 MileRate: 2:01.50 LeadTime: 48.30s First Qtr: 30.60s Second Qtr: 31.00s Third Qtr: 30.20s Fourth Qtr: 30.60s

DATA TABLE: 800 / 400 Posi's are position from leader and (how wide the horse was at that position)

No	Horse	Plc	Mar	800 Posi	400 Posi	Time	3rd Qtr	4th Qt
3	LITTLE MISS MINNIE	1	0.0m	13.1m (0)	12.7m (0)	2:50.70	30.18s	29.64s
2	DREAM TO CURE	2	2.4m	8.7m (0)	8.5m (1)	2:50.89	30.19s	30.15s
5	BOOMER SHANNON	3	3.9m	0.0m (0)	0.0m (0)	2:51.01	30.20s	30.91s
1	NAVARLIES DREAM	4	7.9m	4.8m (0)	4.8m (0)	2:51.33	30.20s	30.87s
4	MONSTER MINT	5	8.6m	17.1m (0)	16.9m (0)	2:51.39	30.20s	30.01s
8	AARON MINT	6	15.2m	17.7m (1)	17.5m (1)	2:51.92	30.19s	30.50s
9	FURYROCK	7	17.3m	23.5m (0)	23.0m (0)	2:52.09	30.18s	30.25s
6	PRINCE OF POP	8	19.4m	5.7m (1)	3.2m (1)	2:52.25	30.01s	31.91s
7	MAJOR MALENA	9	23.6m	23.3m (1)	23.3m (1)	2:52.59	30.21s	30.73s
10	KAELEIGHS COMET	10	27.9m	11.9m (1)	13.0m (1)	2:52.93	30.29s	31.85s

Finish Position and metres gained

First Arrow shows distance gain/loss from 2nd Qtr to 3rd Qtr,
Second Arrow shows distance gain/loss from 3rd Qtr to Finish
Blue arrow indicates best gain in these quarters.









RISE Digital, Harness Racing Australia nor the provider accepts any responsibility for the completeness or accuracy of any of the information contained herein, and makes no representations about its suitability for any particular purpose. Users should make their own judgements about those matters and/or seek independent advice. You assume all risks associated with use of data provided on this page