Penrith Race 1 Distance 1720m

Thursday, 26 November 2026

Gross Time: 2:05.80 MileRate: 1:57.70 LeadTime: 7.50s First Qtr: 29.00s Second Qtr: 29.10s Third Qtr: 29.60s Fourth Qtr: 30.60s

DATA TABLE: 800 / 400 Posi's are position from leader and (how wide the horse was at that position)

No	Horse	Plc	Mar	800 Posi	400 Posi	Time	3rd Qtr	4th Qt
9	HOMEBOUND	1	0.0m	7.5m (0)	6.2m (1)	2:05.80	29.52s	30.14s
8	OURTREACHEROUS REIGN	2	0.4m	5.5m (1)	2.7m (2)	2:05.83	29.40s	30.43s
5	FLO RYDA	3	0.5m	15.2m (0)	13.1m (2)	2:05.84	29.48s	29.66s
10	OKAY GRINGO	4	0.5m	13.6m (1)	3.2m (3)	2:05.84	28.86s	30.40s
7	JACQUELYN JOY	5	7.0m	3.6m (0)	3.8m (0)	2:06.36	29.62s	30.88s
6	BETTING STAR	6	12.2m	17.7m (1)	8.6m (3)	2:06.78	28.96s	30.94s
3	PRINCE OF PEACE	7	12.7m	9.7m (1)	9.1m (2)	2:06.82	29.58s	30.94s
4	TIGERLICIOUS	8	15.7m	11.3m (0)	8.6m (0)	2:07.06	29.42s	31.22s
1	NITRO DANNY	9	19.5m	0.0m (0)	0.0m (0)	2:07.36	29.60s	32.16s
2	IDEAL REDEMPTION	10	19.9m	1.9m (1)	1.1m (1)	2:07.39	29.54s	32.11s

Finish Position and metres gained

First Arrow shows distance gain/loss from 2nd Qtr to 3rd Qtr,
Second Arrow shows distance gain/loss from 3rd Qtr to Finish
Blue arrow indicates best gain in these quarters.





Visual positions in race at 2nd Quarter

800



Visual positions in race at 3nd Quarter

400



RISE Digital, Harness Racing Australia nor the provider accepts any responsibility for the completeness or accuracy of any of the information contained herein, and makes no representations about its suitability for any particular purpose. Users should make their own judgements about those matters and/or seek independent advice. You assume all risks associated with use of data provided on this page

Penrith Race 2 Distance 1720m

Thursday, 26 November 2026

Gross Time: 2:03.50 MileRate: 1:55.60 LeadTime: 7.70s First Qtr: 29.40s Second Qtr: 28.50s Third Qtr: 28.30s Fourth Qtr: 29.60s

DATA TABLE: 800 / 400 Posi's are position from leader and (how wide the horse was at that position)

No	Horse	Plc	Mar	800 Posi	400 Posi	Time	3rd Qtr	4th Qt
4	JIMMY JAMES MAGUIRE	1	0.0m	9.4m (1)	10.6m (1)	2:03.50	28.40s	28.84s
6	ULTIMATE EMPIRE	2	4.2m	5.1m (1)	6.7m (1)	2:03.83	28.42s	29.45s
1	EL CHEMA	3	5.0m	0.0m (0)	0.0m (0)	2:03.89	28.30s	29.99s
9	NOTHINGBUTWAVES	4	7.8m	0.9m (1)	2.2m (1)	2:04.11	28.40s	30.05s
2	ONE FOR THE RODI	5	8.0m	4.3m (0)	3.9m (0)	2:04.12	28.28s	29.94s
7	MOOPS	6	8.6m	8.8m (0)	8.6m (0)	2:04.17	28.30s	29.65s
5	BARA RILEY	7	12.2m	13.4m (0)	13.3m (0)	2:04.45	28.32s	29.59s
3	SMOKESCREEN	8	13.5m	18.5m (0)	18.9m (0)	2:04.55	28.36s	29.29s
8	ROCKNROLL GIG	9	13.6m	13.9m (1)	16.7m (1)	2:04.56	28.52s	29.46s
10	KASBAH	10	27.0m	17.6m (2)	21.7m (1)	2:05.59	28.62s	30.13s

Finish Position and metres gained

First Arrow shows distance gain/loss from 2nd Qtr to 3rd Qtr,
Second Arrow shows distance gain/loss from 3rd Qtr to Finish
Blue arrow indicates best gain in these quarters.





800

Visual positions in race at 2nd Quarter



400

Visual positions in race at 3nd Quarter



RISE Digital, Harness Racing Australia nor the provider accepts any responsibility for the completeness or accuracy of any of the information contained herein, and makes no representations about its suitability for any particular purpose. Users should make their own judgements about those matters and/or seek independent advice. You assume all risks associated with use of data provided on this page

Penrith Race 3 Distance 2125m

Thursday, 26 November 2026

Gross Time: 2:35.50 MileRate: 1:57.70 LeadTime: 37.30s First Qtr: 29.70s Second Qtr: 29.60s Third Qtr: 29.40s Fourth Qtr: 29.50s

DATA TABLE: 800 / 400 Posi's are position from leader and (how wide the horse was at that position)

No	Horse	Plc	Mar	800 Posi	400 Posi	Time	3rd Qtr	4th Qt
2	KING HIT	1	0.0m	0.0m (0)	0.0m (0)	2:35.50	29.40s	29.50s
6	BETTINE	2	1.4m	4.1m (0)	4.1m (0)	2:35.61	29.40s	29.31s
8	MAJOR ICON	3	8.3m	11.5m (1)	9.0m (2)	2:36.14	29.22s	29.48s
9	LOOKIN GOOD MARGIE	4	11.6m	15.1m (1)	12.8m (2)	2:36.40	29.24s	29.46s
10	OUR GEORGE BOSTON	5	11.8m	16.7m (0)	16.7m (1)	2:36.41	29.40s	29.19s
1	FOR SIXES	6	17.3m	8.8m (0)	7.9m (0)	2:36.84	29.34s	30.26s
7	CLASSIC ANGELINA	7	22.1m	12.3m (0)	12.8m (0)	2:37.21	29.44s	30.27s
3	UNCLE TIGER	8	25.3m	7.4m (1)	5.2m (1)	2:37.46	29.24s	31.08s
4	FINAL PROMISE	9	35.4m	3.3m (1)	11.8m (1)	2:38.24	30.02s	31.38s
5	RAYS REDEMPTION	10	37.5m	18.9m (1)	17.2m (2)	2:38.40	29.28s	31.14s

Finish Position and metres gained

First Arrow shows distance gain/loss from 2nd Qtr to 3rd Qtr,
Second Arrow shows distance gain/loss from 3rd Qtr to Finish
Blue arrow indicates best gain in these quarters.





800

Visual positions in race at 2nd Quarter



400

Visual positions in race at 3nd Quarter

PJ Harness App — New Release
Analyse harness racing anywhere, anytime.
Register Now — Try for Free!
www.pjdata.com.au

RISE Digital, Harness Racing Australia nor the provider accepts any responsibility for the completeness or accuracy of any of the information contained herein, and makes no representations about its suitability for any particular purpose. Users should make their own judgements about those matters and/or seek independent advice. You assume all risks associated with use of data provided on this page

Penrith Race 4 Distance 1720m

Thursday, 26 November 2026

Gross Time: 2:03.90 MileRate: 1:55.90 LeadTime: 7.60s First Qtr: 30.20s Second Qtr: 29.60s Third Qtr: 28.20s Fourth Qtr: 28.30s

DATA TABLE: 800 / 400 Posi's are position from leader and (how wide the horse was at that position)

No	Horse	Plc	Mar	800 Posi	400 Posi	Time	3rd Qtr	4th Qt
4	TOOLIJOOA BEACH	1	0.0m	0.0m (0)	0.0m (0)	2:03.90	28.20s	28.30s
8	ALTA SIERRA	2	4.2m	6.6m (1)	6.3m (1)	2:04.21	28.18s	28.17s
2	OHOKA COBRA	3	10.3m	14.8m (1)	14.8m (2)	2:04.67	28.20s	28.03s
5	RED SAPPHIRE	4	10.6m	2.3m (1)	2.0m (1)	2:04.69	28.18s	28.95s
3	MAJOR ART	5	15.4m	12.6m (0)	16.5m (1)	2:05.05	28.48s	28.29s
1	HEIDSIECK	6	16.5m	4.0m (0)	8.0m (0)	2:05.13	28.48s	28.97s
9	FIRE FOX	7	20.8m	10.9m (1)	12.3m (1)	2:05.45	28.30s	28.99s
7	JAXON BEACH	8	20.8m	8.3m (0)	13.4m (0)	2:05.45	28.56s	28.91s
6	ITZMINEONTHELINE	9	22.3m	17.7m (0)	20.8m (1)	2:05.56	28.42s	28.50s

Finish Position and metres gained

First Arrow shows distance gain/loss from 2nd Qtr to 3rd Qtr,
Second Arrow shows distance gain/loss from 3rd Qtr to Finish
Blue arrow indicates best gain in these quarters.

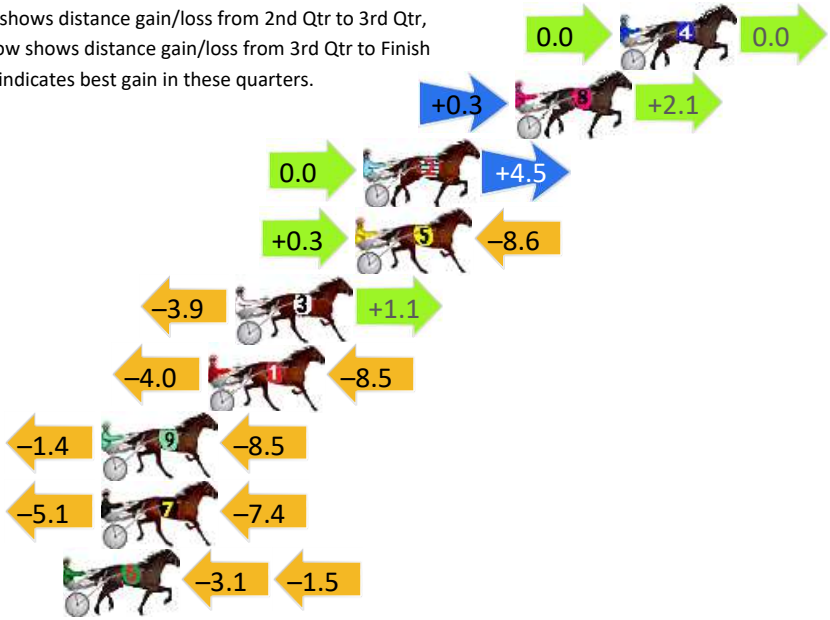







RISE Digital, Harness Racing Australia nor the provider accepts any responsibility for the completeness or accuracy of any of the information contained herein, and makes no representations about its suitability for any particular purpose. Users should make their own judgements about those matters and/or seek independent advice. You assume all risks associated with use of data provided on this page

Penrith Race 5 Distance 1720m

Thursday, 26 November 2026

Gross Time: 2:04.90 MileRate: 1:56.80 LeadTime: 7.60s First Qtr: 27.50s Second Qtr: 28.40s Third Qtr: 29.80s Fourth Qtr: 31.60s

DATA TABLE: 800 / 400 Posi's are position from leader and (how wide the horse was at that position)

No	Horse	Plc	Mar	800 Posi	400 Posi	Time	3rd Qtr	4th Qt
9	REVVIN REYNARD	1	0.0m	0.0m (0)	0.0m (0)	2:04.90	29.80s	31.60s
2	MAVERICK	2	28.0m	4.5m (0)	17.8m (0)	2:07.21	30.84s	32.55s
6	MCWEAPON	3	28.8m	49.9m (1)	44.6m (1)	2:07.28	29.68s	30.58s
1	BE HAPPY LARRY	4	30.4m	38.5m (0)	38.3m (1)	2:07.41	30.00s	31.19s
4	DARK VELOCITY	5	34.0m	44.8m (1)	39.3m (2)	2:07.71	29.64s	31.41s
7	SOHO CRUZA	6	37.9m	39.7m (1)	35.6m (0)	2:08.03	29.72s	32.01s
5	PLAYBOY ROCKY	7	51.5m	48.7m (0)	48.2m (0)	2:09.15	30.04s	32.17s
3	MICKS CRUZA	8	100.8m	27.2m (0)	43.5m (0)	2:13.22	31.20s	36.60s

Finish Position and metres gained

First Arrow shows distance gain/loss from 2nd Qtr to 3rd Qtr,
Second Arrow shows distance gain/loss from 3rd Qtr to Finish
Blue arrow indicates best gain in these quarters.



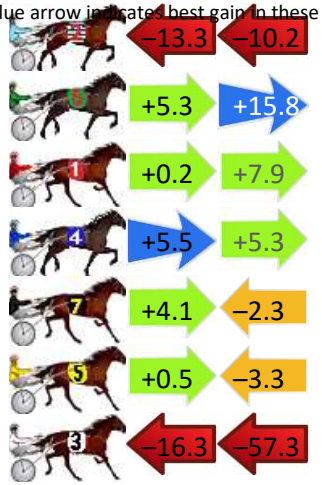

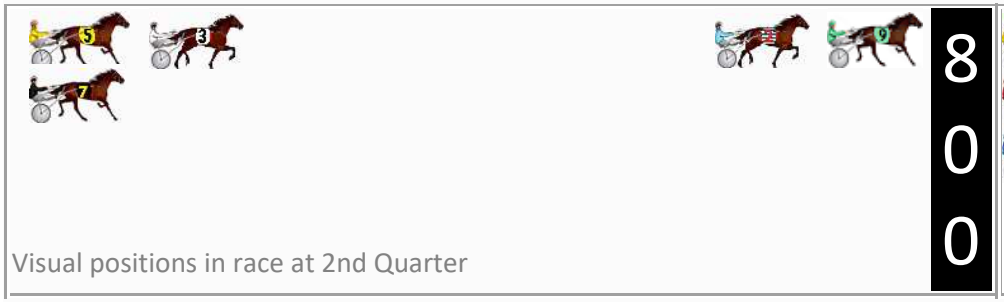

Visual positions in race at 2nd Quarter



Visual positions in race at 3nd Quarter



RISE Digital, Harness Racing Australia nor the provider accepts any responsibility for the completeness or accuracy of any of the information contained herein, and makes no representations about its suitability for any particular purpose. Users should make their own judgements about those matters and/or seek independent advice. You assume all risks associated with use of data provided on this page

Penrith Race 6 Distance 1720m

Thursday, 26 November 2026

Gross Time: 2:04.10 MileRate: 1:56.10 LeadTime: 7.50s First Qtr: 29.70s Second Qtr: 29.40s Third Qtr: 28.30s Fourth Qtr: 29.20s

DATA TABLE: 800 / 400 Posi's are position from leader and (how wide the horse was at that position)

No	Horse	Plc	Mar	800 Posi	400 Posi	Time	3rd Qtr	4th Qt
7	COCOS DESIRE	1	0.0m	2.9m (1)	1.1m (1)	2:04.10	28.18s	29.12s
3	DYNAMITE DANNI	2	9.4m	4.6m (0)	4.8m (0)	2:04.82	28.32s	29.58s
4	CRUNCH IT	3	11.7m	14.2m (1)	16.8m (0)	2:05.00	28.50s	28.90s
6	NOTHING FINER	4	17.2m	0.0m (0)	0.0m (0)	2:05.42	28.30s	30.52s
2	WORTH EVERY CENT	5	40.6m	15.9m (0)	31.4m (1)	2:07.21	29.42s	30.07s
1	MIDNIGHT HAZE	6	46.2m	10.8m (0)	25.2m (1)	2:07.64	29.34s	30.94s
5	NATURALLY BETTOR	7	142.1m	9.7m (1)	45.3m (0)	2:14.98	30.86s	36.84s

Finish Position and metres gained

First Arrow shows distance gain/loss from 2nd Qtr to 3rd Qtr,
Second Arrow shows distance gain/loss from 3rd Qtr to Finish
Blue arrow indicates best gain in these quarters.

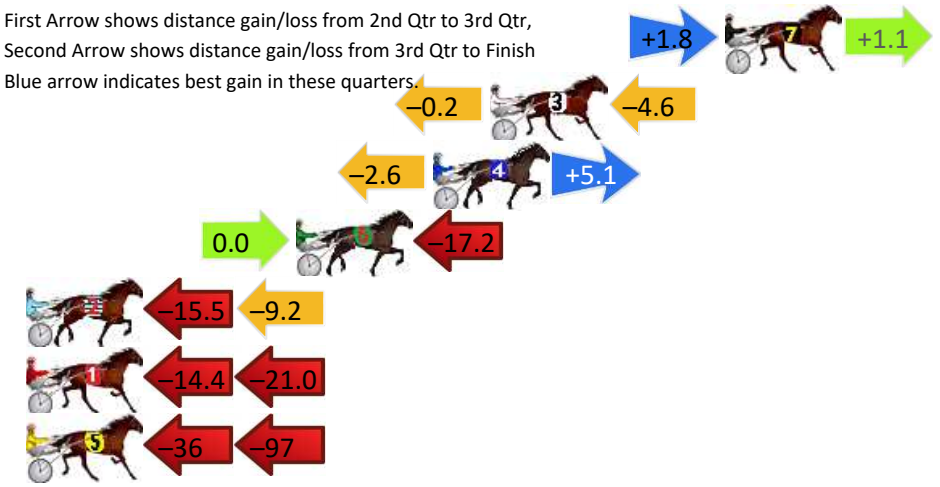



800

Visual positions in race at 2nd Quarter



400

Visual positions in race at 3nd Quarter



RISE Digital, Harness Racing Australia nor the provider accepts any responsibility for the completeness or accuracy of any of the information contained herein, and makes no representations about its suitability for any particular purpose. Users should make their own judgements about those matters and/or seek independent advice. You assume all risks associated with use of data provided on this page

Penrith Race 7 Distance 2125m

Thursday, 26 November 2026

Gross Time: 2:37.90 MileRate: 1:59.60 LeadTime: 37.60s First Qtr: 30.50s Second Qtr: 30.40s Third Qtr: 29.50s Fourth Qtr: 29.90s

DATA TABLE: 800 / 400 Posi's are position from leader and (how wide the horse was at that position)

No	Horse	Plc	Mar	800 Posi	400 Posi	Time	3rd Qtr	4th Qt
4	RIPSTONE SNORTER	1	0.0m	16.4m (1)	13.6m (3)	2:37.90	29.30s	28.90s
9	TRISTAR FOR CHRIS	2	8.6m	7.4m (1)	7.6m (2)	2:38.57	29.52s	30.01s
5	STILLYOURSHOT	3	16.6m	0.0m (0)	0.0m (0)	2:39.20	29.50s	31.20s
10	HESAA LISTER	4	20.5m	3.3m (1)	2.2m (1)	2:39.51	29.42s	31.35s
2	THE COUNTY SHERIFF	5	21.1m	20.2m (2)	9.2m (3)	2:39.55	28.70s	30.87s
6	BRONSKI ROYAL	6	21.1m	15.8m (2)	5.4m (3)	2:39.55	28.74s	31.15s
7	KINGSTON RAINBOW	7	23.8m	9.3m (0)	7.6m (1)	2:39.76	29.38s	31.20s
8	RUEBE STARBUCK	8	25.6m	13.9m (0)	10.8m (0)	2:39.91	29.28s	31.11s
1	DILETTO	9	26.3m	4.9m (0)	5.4m (0)	2:39.96	29.54s	31.56s
3	SIR KNIGHT	10	28.6m	12.0m (1)	12.5m (1)	2:40.14	29.54s	31.22s

Finish Position and metres gained

First Arrow shows distance gain/loss from 2nd Qtr to 3rd Qtr,
Second Arrow shows distance gain/loss from 3rd Qtr to Finish
Blue arrow indicates best gain in these quarters.

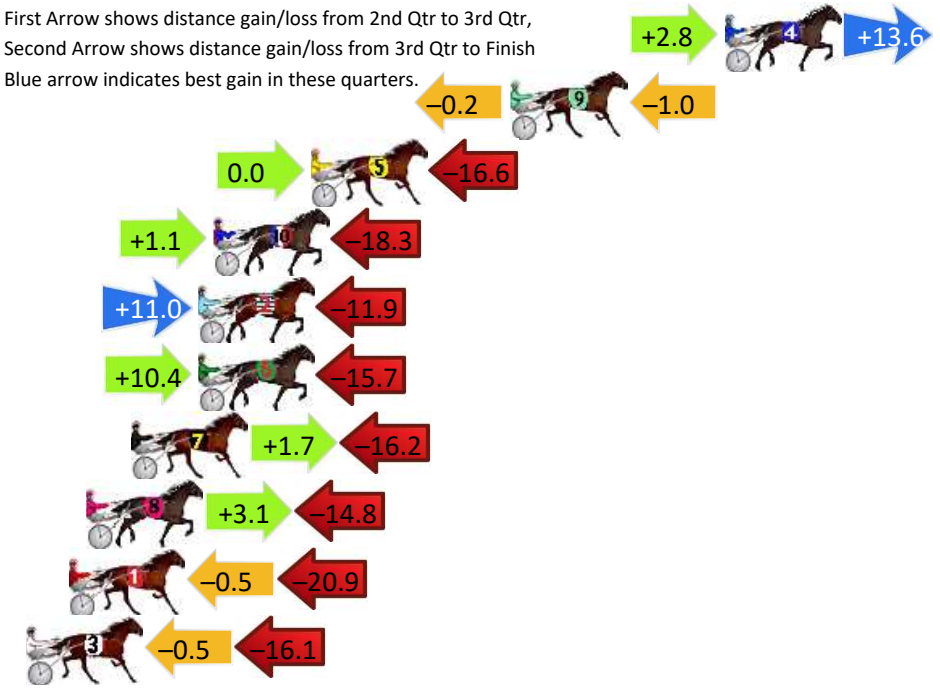



Visual positions in race at 2nd Quarter

800



Visual positions in race at 3nd Quarter

400

PJ Data
PJ Harness App — New Release
Analyse harness racing anywhere, anytime.
Register Now — Try for Free!
www.pjdata.com.au

RISE Digital, Harness Racing Australia nor the provider accepts any responsibility for the completeness or accuracy of any of the information contained herein, and makes no representations about its suitability for any particular purpose. Users should make their own judgements about those matters and/or seek independent advice. You assume all risks associated with use of data provided on this page

Penrith Race 8 Distance 2125m

Thursday, 26 November 2026

Gross Time: 2:37.40 MileRate: 1:59.20 LeadTime: 38.20s First Qtr: 30.60s Second Qtr: 29.70s Third Qtr: 29.00s Fourth Qtr: 29.90s

DATA TABLE: 800 / 400 Posi's are position from leader and (how wide the horse was at that position)

No	Horse	Plc	Mar	800 Posi	400 Posi	Time	3rd Qtr	4th Qt
9	CHARLENES DELIGHT	1	0.0m	1.1m (1)	1.1m (1)	2:37.40	29.00s	29.82s
3	JOHNNY TANG	2	0.2m	0.0m (0)	0.0m (0)	2:37.42	29.00s	29.92s
1	BLING IT ADEL	3	8.9m	10.8m (0)	10.9m (0)	2:38.10	29.02s	29.80s
5	DYNAMITES BEST	4	9.4m	4.4m (0)	6.0m (0)	2:38.14	29.12s	30.20s
8	WATCH AFRICANDANCE	5	11.6m	12.8m (2)	9.3m (2)	2:38.31	28.76s	30.13s
4	SHES A TRUE BLING	6	14.0m	5.0m (1)	6.0m (1)	2:38.50	29.08s	30.56s
10	SMALL INCOME	7	17.0m	15.0m (0)	14.2m (2)	2:38.73	28.96s	30.19s
7	TRIED AND TRUSTED	8	17.4m	17.2m (2)	11.5m (3)	2:38.76	28.60s	30.42s
2	GARRYS LARRY	9	22.4m	10.0m (1)	12.0m (1)	2:39.15	29.16s	30.77s
6	SAILOR MADE	10	46.9m	23.9m (0)	29.0m (0)	2:41.07	29.40s	31.45s

Finish Position and metres gained

First Arrow shows distance gain/loss from 2nd Qtr to 3rd Qtr,
Second Arrow shows distance gain/loss from 3rd Qtr to Finish
Blue arrow indicates best gain in these quarters.





Visual positions in race at 2nd Quarter



Visual positions in race at 3nd Quarter



RISE Digital, Harness Racing Australia nor the provider accepts any responsibility for the completeness or accuracy of any of the information contained herein, and makes no representations about its suitability for any particular purpose. Users should make their own judgements about those matters and/or seek independent advice. You assume all risks associated with use of data provided on this page