Tamworth Race 1 Distance 1980m — Thursday, 26 November 2026

Gross Time: 2:26.30 MileRate: 1:58.90 LeadTime: 26.00s First Qtr: 30.60s Second Qtr: 30.60s Third Qtr: 29.20s Fourth Qtr: 29.90s

DATA TABLE: 800 / 400 Posi's are position from leader and (how wide the horse was at that position)

No	Horse	Plc	Mar	800 Posi	400 Posi	Time	3rd Qtr	4th Qt
4	COOGEE	1	0.0m	3.8m (0)	4.0m (0)	2:26.30	29.22s	29.60s
5	SPOOKY ART	2	0.8m	0.0m (0)	0.0m (0)	2:26.36	29.20s	29.96s
8	WICKED LEGEND	3	3.8m	7.2m (1)	4.8m (2)	2:26.60	29.02s	29.83s
6	JUS BLING IT	4	5.0m	11.2m (1)	9.6m (1)	2:26.69	29.09s	29.56s
1	LIMOUSINE LOCKET	5	11.8m	8.0m (0)	9.0m (0)	2:27.22	29.27s	30.11s
2	HEY DUDE	6	12.5m	3.2m (1)	3.6m (1)	2:27.28	29.22s	30.56s
7	BENJIMAGEE	7	12.5m	11.8m (0)	12.8m (0)	2:27.28	29.27s	29.88s

Finish Position and metres gained

First Arrow shows distance gain/loss from 2nd Qtr to 3rd Qtr,
Second Arrow shows distance gain/loss from 3rd Qtr to Finish
Blue arrow indicates best gain in these quarters.

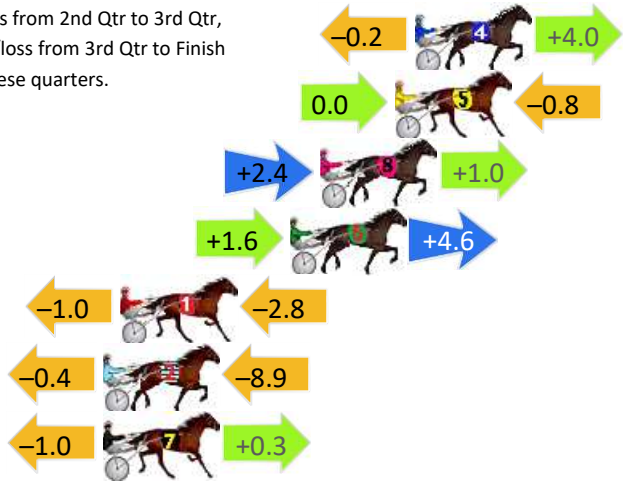



800

Visual positions in race at 2nd Quarter



400

Visual positions in race at 3nd Quarter

PJ Harness App — New Release
Analyse harness racing anywhere, anytime.
Register Now — Try for Free!
www.pjdata.com.au

RISE Digital, Harness Racing Australia nor the provider accepts any responsibility for the completeness or accuracy of any of the information contained herein, and makes no representations about its suitability for any particular purpose. Users should make their own judgements about those matters and/or seek independent advice. You assume all risks associated with use of data provided on this page

Tamworth Race 2 Distance 1980m

Thursday, 26 November 2026

Gross Time: 2:25.80 MileRate: 1:58.50 LeadTime: 25.40s First Qtr: 32.00s Second Qtr: 29.20s Third Qtr: 29.40s Fourth Qtr: 29.80s

DATA TABLE: 800 / 400 Posi's are position from leader and (how wide the horse was at that position)

No	Horse	Plc	Mar	800 Posi	400 Posi	Time	3rd Qtr	4th Qt
1	LAURIE DEE	1	0.0m	0.0m (0)	0.0m (0)	2:25.80	29.40s	29.80s
8	DOUBLE LINES	2	1.7m	8.4m (0)	9.6m (0)	2:25.93	29.49s	29.21s
2	HE SAID SHE SAID	3	5.7m	7.4m (1)	11.4m (2)	2:26.25	29.70s	29.38s
7	LETSGETROWDY	4	17.8m	4.2m (0)	5.2m (0)	2:27.19	29.47s	30.73s
4	TRALEE MAXIE	5	29.8m	11.8m (1)	14.0m (3)	2:28.13	29.55s	30.97s
3	SUPERBON	6	33.8m	15.8m (1)	20.4m (1)	2:28.44	29.73s	30.79s
5	DE LA RENTA	7	35.8m	3.4m (1)	9.2m (1)	2:28.60	29.81s	31.77s
6	OUR ART CHRISTIAN	8	70.8m	12.6m (0)	21.4m (0)	2:31.33	30.02s	33.46s

Finish Position and metres gained

First Arrow shows distance gain/loss from 2nd Qtr to 3rd Qtr,
Second Arrow shows distance gain/loss from 3rd Qtr to Finish
Blue arrow indicates best gain in these quarters.

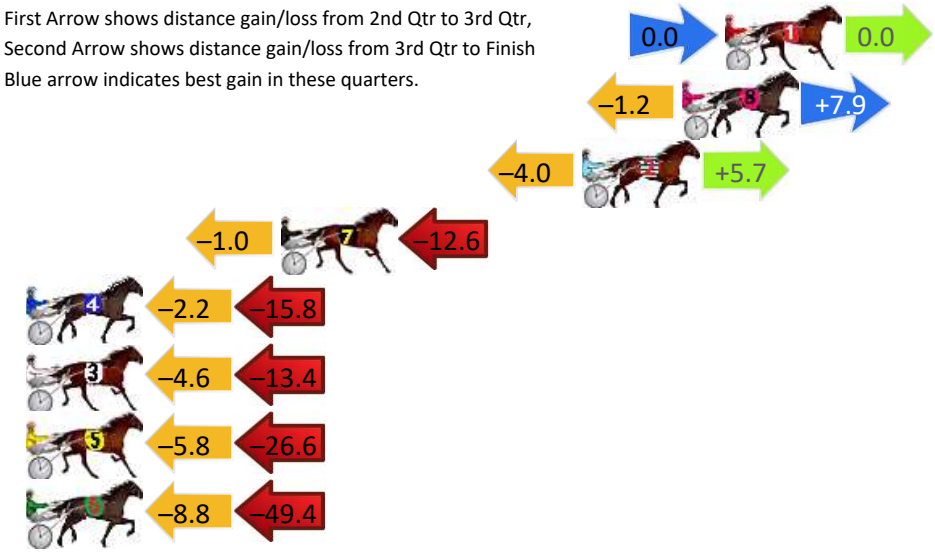



800

Visual positions in race at 2nd Quarter



400

Visual positions in race at 3nd Quarter



RISE Digital, Harness Racing Australia nor the provider accepts any responsibility for the completeness or accuracy of any of the information contained herein, and makes no representations about its suitability for any particular purpose. Users should make their own judgements about those matters and/or seek independent advice. You assume all risks associated with use of data provided on this page

Tamworth Race 3 Distance 1980m

Thursday, 26 November 2026

Gross Time: 2:23.80 MileRate: 1:56.90 LeadTime: 25.40s First Qtr: 30.70s Second Qtr: 29.90s Third Qtr: 29.20s Fourth Qtr: 28.60s

DATA TABLE: 800 / 400 Posi's are position from leader and (how wide the horse was at that position)

No	Horse	Plc	Mar	800 Posi	400 Posi	Time	3rd Qtr	4th Qt
2	ASCOT SHOWTIME	1	0.0m	0.0m (0)	0.0m (0)	2:23.80	29.20s	28.60s
4	BARRYS BROTHER	2	9.3m	4.2m (0)	5.0m (0)	2:24.50	29.26s	28.91s
1	TERROR FLYING	3	20.8m	8.4m (0)	10.4m (0)	2:25.36	29.35s	29.34s
7	TASMANS DELIGHT	4	21.7m	12.8m (0)	15.6m (0)	2:25.43	29.41s	29.03s
5	ZACHAROONI	5	23.2m	15.8m (1)	11.2m (2)	2:25.54	28.88s	29.45s
3	HEAVENLY TURBO	6	29.8m	11.8m (1)	23.6m (0)	2:26.04	30.05s	29.04s
8	NEED FOUR SPEED	7	61.1m	3.8m (1)	15.2m (1)	2:28.39	30.05s	31.86s
6	MY ROCK MOVES	8	77.6m	7.8m (1)	20.0m (1)	2:29.63	30.12s	32.70s

Finish Position and metres gained

First Arrow shows distance gain/loss from 2nd Qtr to 3rd Qtr,
Second Arrow shows distance gain/loss from 3rd Qtr to Finish
Blue arrow indicates best gain in these quarters.





800

Visual positions in race at 2nd Quarter



400

Visual positions in race at 3nd Quarter

PJ Harness App — New Release
Analyse harness racing anywhere, anytime.
Register Now — Try for Free!
www.pjdata.com.au

RISE Digital, Harness Racing Australia nor the provider accepts any responsibility for the completeness or accuracy of any of the information contained herein, and makes no representations about its suitability for any particular purpose. Users should make their own judgements about those matters and/or seek independent advice. You assume all risks associated with use of data provided on this page

Tamworth Race 4 Distance 1609m

Thursday, 26 November 2026

Gross Time: 1:55.70 MileRate: 1:55.70 LeadTime: 0.00s First Qtr: 27.90s Second Qtr: 28.50s Third Qtr: 29.80s Fourth Qtr: 29.40s

DATA TABLE: 800 / 400 Posi's are position from leader and (how wide the horse was at that position)

No	Horse	Plc	Mar	800 Posi	400 Posi	Time	3rd Qtr	4th Qt
4	GENERAL LINCOLN	1	0.0m	4.2m (1)	5.8m (2)	1:55.70	29.91s	28.98s
1	TIGERMAC	2	3.2m	4.4m (0)	4.4m (0)	1:55.95	29.80s	29.31s
2	PLATINUMS BOY	3	6.1m	0.0m (0)	0.0m (0)	1:56.17	29.80s	29.85s
10	RAINBOW JET	4	10.3m	17.6m (0)	15.6m (1)	1:56.49	29.65s	29.01s
3	TEN GALLON	5	13.3m	8.6m (1)	10.8m (1)	1:56.73	29.96s	29.58s
6	ANTETOKOUNMPO	6	15.9m	22.0m (0)	20.0m (1)	1:56.93	29.65s	29.10s
8	FOUR FEATHERS	7	17.9m	12.6m (1)	13.0m (2)	1:57.08	29.83s	29.76s
9	DOUGS RULES	8	21.8m	16.8m (1)	17.6m (2)	1:57.38	29.86s	29.71s
7	THOMAS ROYAL	9	35.9m	13.0m (0)	15.6m (0)	1:58.47	30.00s	30.88s
5	LACHIES IDEAL	10	70.6m	0.4m (1)	5.8m (1)	2:01.14	30.23s	34.14s

Finish Position and metres gained

First Arrow shows distance gain/loss from 2nd Qtr to 3rd Qtr,
Second Arrow shows distance gain/loss from 3rd Qtr to Finish
Blue arrow indicates best gain in these quarters.





800

Visual positions in race at 2nd Quarter



400

Visual positions in race at 3nd Quarter

PJ Harness App — New Release
Analyse harness racing anywhere, anytime.
Register Now — Try for Free!
www.pjdata.com.au

RISE Digital, Harness Racing Australia nor the provider accepts any responsibility for the completeness or accuracy of any of the information contained herein, and makes no representations about its suitability for any particular purpose. Users should make their own judgements about those matters and/or seek independent advice. You assume all risks associated with use of data provided on this page

Tamworth Race 5 Distance 1609m

Thursday, 26 November 2026

Gross Time: 1:58.50 MileRate: 1:58.50 LeadTime: 0.00s First Qtr: 28.50s Second Qtr: 30.50s Third Qtr: 29.70s Fourth Qtr: 29.80s

DATA TABLE: 800 / 400 Posi's are position from leader and (how wide the horse was at that position)

No	Horse	Plc	Mar	800 Posi	400 Posi	Time	3rd Qtr	4th Qt
3	BEEJAYS BLING	1	0.0m	4.6m (0)	4.2m (0)	1:58.50	29.67s	29.49s
7	MAXI ANGEL	2	1.6m	13.2m (0)	5.2m (1)	1:58.62	29.11s	29.53s
4	LAINE CRUSADER	3	1.6m	0.0m (0)	0.0m (0)	1:58.62	29.70s	29.92s
8	ALL JOKIN ASIDE	4	17.0m	21.0m (0)	16.2m (0)	1:59.83	29.34s	29.86s
1	BRING IT ON LIL	5	19.8m	9.2m (0)	8.4m (0)	2:00.05	29.64s	30.64s
5	GLINDA SHANNON	6	26.9m	17.0m (0)	11.8m (1)	2:00.60	29.31s	30.92s
6	BETTORBYTHESEA	7	33.6m	24.4m (1)	18.0m (3)	2:01.12	29.22s	30.96s
2	SHINEON BUDDY	8	96.2m	16.2m (1)	15.2m (2)	2:06.01	29.62s	35.80s

Finish Position and metres gained

First Arrow shows distance gain/loss from 2nd Qtr to 3rd Qtr,
Second Arrow shows distance gain/loss from 3rd Qtr to Finish
Blue arrow indicates best gain in these quarters.

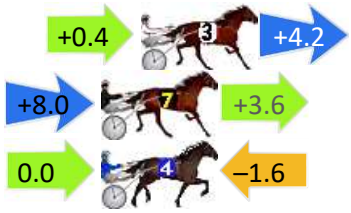

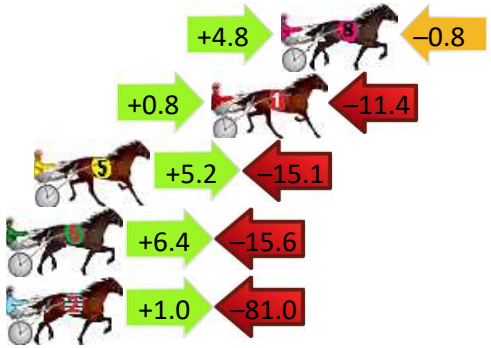



Visual positions in race at 2nd Quarter

800



Visual positions in race at 3nd Quarter

400

PJ Data
PJ Harness App — New Release
Analyse harness racing anywhere, anytime.
Register Now — Try for Free!
www.pjdata.com.au

RISE Digital, Harness Racing Australia nor the provider accepts any responsibility for the completeness or accuracy of any of the information contained herein, and makes no representations about its suitability for any particular purpose. Users should make their own judgements about those matters and/or seek independent advice. You assume all risks associated with use of data provided on this page

Tamworth Race 6 Distance 1609m

Thursday, 26 November 2026

Gross Time: 1:57.50 MileRate: 1:57.50 LeadTime: 0.00s First Qtr: 28.70s Second Qtr: 30.10s Third Qtr: 29.60s Fourth Qtr: 29.00s

DATA TABLE: 800 / 400 Posi's are position from leader and (how wide the horse was at that position)

No	Horse	Plc	Mar	800 Posi	400 Posi	Time	3rd Qtr	4th Qt
2	BAT MATSON	1	0.0m	5.4m (1)	4.6m (1)	1:57.50	29.54s	28.67s
9	LEAVE IT TO LUCY	2	0.4m	12.6m (0)	13.8m (0)	1:57.53	29.68s	28.03s
6	MAJOR MICKEY	3	2.7m	13.0m (1)	12.6m (2)	1:57.71	29.56s	28.29s
4	LIMOUSINE CHEEKY	4	4.5m	1.4m (1)	0.4m (1)	1:57.84	29.53s	29.30s
1	TINNY MAHONEY	5	4.5m	0.0m (0)	0.0m (0)	1:57.84	29.60s	29.32s
3	JACKS FYRE	6	4.6m	4.2m (0)	4.4m (0)	1:57.85	29.61s	29.01s
10	BRAVE BONDI	7	7.7m	16.6m (0)	18.0m (0)	1:58.09	29.69s	28.26s
7	THREE RIVERS	8	9.9m	8.6m (0)	9.2m (0)	1:58.25	29.64s	29.05s
5	PARIS PRINCESS	9	13.4m	17.2m (1)	16.6m (1)	1:58.52	29.55s	28.77s
8	CORAL CAYS	10	13.7m	9.2m (1)	9.4m (1)	1:58.54	29.62s	29.31s

Finish Position and metres gained

First Arrow shows distance gain/loss from 2nd Qtr to 3rd Qtr,
Second Arrow shows distance gain/loss from 3rd Qtr to Finish
Blue arrow indicates best gain in these quarters.

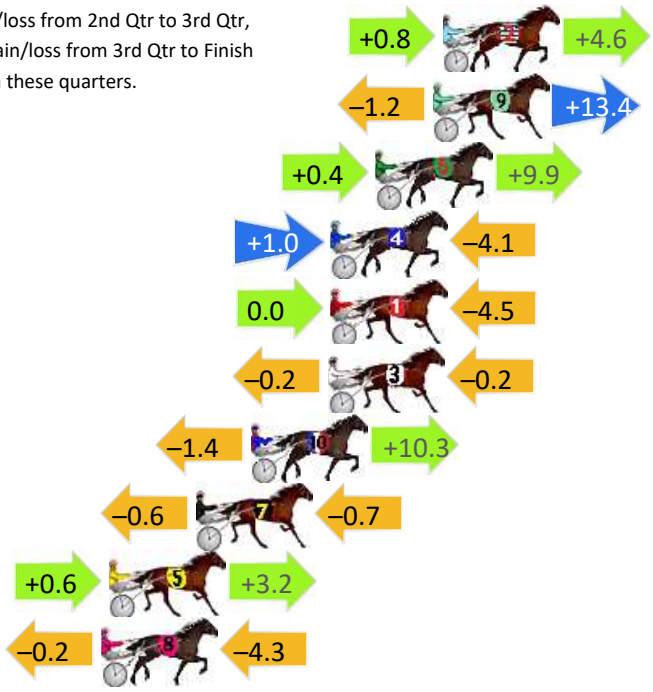



800

Visual positions in race at 2nd Quarter



400

Visual positions in race at 3nd Quarter

PJ Data
PJ Harness App — New Release
Analyse harness racing anywhere, anytime.
Register Now — Try for Free!
www.pjdata.com.au

RISE Digital, Harness Racing Australia nor the provider accepts any responsibility for the completeness or accuracy of any of the information contained herein, and makes no representations about its suitability for any particular purpose. Users should make their own judgements about those matters and/or seek independent advice. You assume all risks associated with use of data provided on this page

Tamworth Race 7 Distance 1980m

Thursday, 26 November 2026

Gross Time: 2:26.10 MileRate: 1:58.70 LeadTime: 25.40s First Qtr: 32.50s Second Qtr: 30.40s Third Qtr: 29.10s Fourth Qtr: 28.70s

DATA TABLE: 800 / 400 Posi's are position from leader and (how wide the horse was at that position)

No	Horse	Plc	Mar	800 Posi	400 Posi	Time	3rd Qtr	4th Qt
1	FAST TRACKER	1	0.0m	4.2m (0)	4.6m (0)	2:26.10	29.13s	28.37s
5	ROUGE BLING	2	4.5m	0.0m (0)	0.0m (0)	2:26.44	29.10s	29.02s
10	JAYJAYBENNY	3	11.3m	12.6m (0)	11.2m (1)	2:26.95	29.00s	28.71s
3	ROCK FISHERMAN	4	13.9m	2.6m (1)	3.0m (1)	2:27.15	29.13s	29.48s
6	METALLICA MAN	5	14.5m	14.8m (1)	10.4m (2)	2:27.19	28.79s	28.99s
2	ART OF TERROR	6	16.3m	6.6m (1)	7.4m (1)	2:27.33	29.16s	29.34s
4	ARNIES ARMY	7	17.9m	16.8m (0)	17.6m (0)	2:27.45	29.16s	28.72s
7	CHEZZ DALE	8	24.7m	8.6m (0)	10.4m (0)	2:27.96	29.24s	29.72s
9	LAST TIME JOE	9	175.1m	10.6m (1)	40.0m (0)	2:39.29	31.28s	38.34s

Finish Position and metres gained

First Arrow shows distance gain/loss from 2nd Qtr to 3rd Qtr,
Second Arrow shows distance gain/loss from 3rd Qtr to Finish
Blue arrow indicates best gain in these quarters.





Visual positions in race at 2nd Quarter



Visual positions in race at 3nd Quarter

PJ Data
PJ Harness App — New Release
Analyse harness racing anywhere, anytime.
Register Now — Try for Free!
www.pjdata.com.au

RISE Digital, Harness Racing Australia nor the provider accepts any responsibility for the completeness or accuracy of any of the information contained herein, and makes no representations about its suitability for any particular purpose. Users should make their own judgements about those matters and/or seek independent advice. You assume all risks associated with use of data provided on this page